


# GATEWAY DISTRIPARKS LIMITED

Annual Report 2016-17





# FINANCIAL SNAPSHOT **2016-17**

**405.67**

Revenue  
(Rs. Crores)

**103.36**

EBIDTA  
(Rs. Crores)

**74.11**

PAT  
(Rs. Crores)

**94.75**

Cash Profit  
(Rs. Crores)

## CONTENTS

02 ABOUT THE GROUP | 04 CHAIRMAN'S STATEMENT | 06 BOARD OF DIRECTORS |  
07 GROUP PERFORMANCE | 09 CORPORATE INFORMATION |  
10 DIRECTOR'S REPORT | 16 REPORT ON CORPORATE GOVERNANCE |  
54 STANDALONE FINANCIALS | 109 CONSOLIDATED FINANCIALS





**25%**

EBIDTA  
Margin (%)

**18%**

PAT  
Margin (%)

**23%**

Cash Profit  
Margin (%)

**6,01,250**

Containers  
Handled (TEUs)

## ABOUT THE GROUP

Gateway Distriparks Limited (GDL) is a leading integrated logistics facilitator in India with three synergetic verticals – Container Freight Stations (CFS), Inland Container Depots (ICD) with rail transportation, and Cold Chain Logistics. GDL is promoted by Mr. Prem Kishan Dass Gupta and his family personally and through his wholly owned company, Prism International Private Limited. Gateway Rail Freight Limited, a subsidiary of GDL, provides inter-modal logistics and operates rail-linked Inland Container Depots. Snowman Logistics Limited, an associate company of GDL, is the largest integrated temperature controlled logistics service provider in India. GDL is the largest shareholder in Snowman with 40.25%.

Gateway Distriparks Limited was incorporated in 1994 to engage in the business of general and bonded warehousing as well as the handling and clearing of sea borne EXIM containerised cargo at Navi Mumbai. Over the years, the company extended into multiple segments of the logistics industry. It is headquartered in Mumbai, India and operates two Container Freight Stations at Navi Mumbai, two at Chennai, one at Visakhapatnam, one at Kochi and one at Krishapatnam with a total capacity of 720,000 TEUs. The quality infrastructure created by the company is recognised by our customers, and GDL continues to expand its presence at new locations.

GatewayRail is the largest private container train operator in India and provides inter-modal logistics from its own rail-linked ICDs at Gurgaon, Ludhiana, Faridabad and Viramgam to maritime ports at Nhava Sheva, Mundra and Pipavav, transporting both EXIM as well as domestic containers. It also operates a domestic terminal at Navi Mumbai, and has future plans to expand with new terminals at major export-import related manufacturing regions. GatewayRail operates a fleet of 23 rakes and 275 road trailers.

Snowman is the largest cold chain provider in India and provides integrated temperature controlled warehousing, transportation and distribution services. Snowman caters to over 400 cities and towns on a pan-India basis through its large network of 33 warehouses in 15 cities and owned fleet of 293 refrigerated vehicles. Snowman has a capacity of 103,600 pallets and with its premium customer service and intricate distribution network; it is the trusted market leader in food supply chain management today. Other investors in Snowman include Mitsubishi Corporation, IFC (World Bank) and Norwest Venture Partners.

Going forward, the Gateway Distriparks Group plans to utilise its land banks to further extend capacities, expand its presence in new locations with the backing of a strong management team, and look at new avenues and verticals to become an all-encompassing service provider in the logistics industry in India.



## SERVICES

GDL provides a host of services at all its container freight stations

- Container yards for handling of Import & Export containers
- Customs Handling Facilities
- General & Bonded Warehousing
- Cargo Stuffing and De-Stuffing
- First and Last-Mile Connectivity through own fleet of trailers
- Empty Container Handling
- Container Repair & Maintenance
- Customised Solutions designed for handling various types of cargo
- Value Added Services – Palletisation, Sheet Wrapping, among others



## CHAIRMAN'S STATEMENT

Dear Shareholders,

I am pleased to present the Annual Report to you, for the financial year ending 31st March 2017. During this year, our Company has seen and faced multiple changes in the business environment that surrounds us and I would like to take a moment to share with you some of the milestones we have achieved in this year and my vision for the years ahead.

The Container Freight Station business has evolved in different ports in a different manner, bringing some positive changes for our Company and some opportunities for change. During the year, the Company inducted one more location in its network at Krishnapatnam. This is our 7th CFS in India, and the 4th CFS in the East Coast region where we envision high growth opportunities catering to the Andhra Pradesh, Telengana, Tamil Nadu, Karnataka and Orissa markets. In Mumbai which is our most challenging market, we have modified the business model to support the new Direct Port Delivery model. In Chennai, we have developed a very strong network of CHA and Direct Consignee business supported by two container freight stations catering to Chennai, Kattupali and Ennore ports. We have also strengthened our leadership team during the year who are focusing on further building our CFS business and maintain our leadership in this sphere.

In FY 2016-17, the Revenue of the Group was Rs. 1,348 crores as against Rs. 1,358 crores in the previous year. EBITDA decreased to Rs. 260 crores from Rs. 300 crores while PAT (Before minority interest) for the group was Rs. 91 crores as against Rs. 137 crores during 2015-16. The company adopted IND-AS for the financial year commencing from 1 April 2016 and accordingly the results for the year were prepared in compliance with IND-AS.

We continue to expand in our Group companies as well, with GatewayRail commencing one new rail facility in Gujarat, and Snowman commencing one more temperature controlled facility in Kochi. In addition, Snowman is constructing two additional facilities in Sri City and Krishnapatnam. Our outlook on the industry remains positive and we are certain that as the trade volumes for the country improve, we are well poised to capture the growth and utilise our existing assets to their full extent.

### *Note of Thanks*

I wish to thank all our stakeholders - shareholders, investors, bankers, customers, vendors and employees for their continued support.

Regards,  
**Prem Kishan Dass Gupta**  
Chairman & Managing Director



**Prem Kishan Dass Gupta**  
Chairman & Managing Director



## BOARD OF DIRECTORS



**Mr. Prem Kishan  
Dass Gupta**  
Chairman & MD



**Mrs. Mamta Gupta**  
Non-Executive Director



**Mr. Ishaan Gupta**  
Joint Managing Director



**Mr. Shabbir Hassanbhai**  
Independent Director



**Mr. Bhaskar Avula Reddy**  
Independent Director



**Mr. Arun Kumar Gupta**  
Independent Director



# GROUP PERFORMANCE



**CFS**

CFS throughput increased from 3.61 lakh TEUs in 2015-16 to 3.82 lakh TEUs. Revenues increased from Rs. 388 Crore in 2015-16 to Rs. 393 Crore. PAT for 2016-17 was Rs. 56 Crore.



**Rail**

Throughput increased from 2.03 lakh TEUs in 2015-16 to 2.19 lakh TEUs. Revenues increased from Rs. 743 Crore in 2015-16 to Rs. 763 Crore. PAT for 2016-17 was Rs. 40 Crore.



**Cold Chain**

Revenues in 2016-17 was Rs. 189 Crore. There was net loss of Rs. 5 Crore in 2016-17.



## CORPORATE INFORMATION

### BOARD OF DIRECTORS

1. Mr. Prem Kishan Dass Gupta  
Chairman & Managing Director
2. Mr. Ishaan Gupta,  
Joint Managing Director
3. Mrs. Mamta Gupta
4. Mr. Shabbir Hassanbhai
5. Mr. Bhaskar Avula Reddy
6. Mr. Arun Kumar Gupta

### Committees of the Board of Directors

#### A) Audit Committee

1. Mr. Shabbir Hassanbhai,  
Chairman of the Committee
2. Mr. Prem Kishan Dass Gupta
3. Mr. Bhaskar Avula Reddy
4. Mr. Arun Kumar Gupta

#### B) Stakeholders Relationship Committee

1. Mr. Bhaskar Avula Reddy,  
Chairman of the Committee
2. Mr. Prem Kishan Dass Gupta
3. Mr. Shabbir Hassanbhai
4. Mr. Arun Kumar Gupta

#### C) Nomination, Remuneration and ESOP Committee

1. Mr. Bhaskar Avula Reddy,  
Chairman of the Committee
2. Mr. Prem Kishan Dass Gupta
3. Mr. Shabbir Hassanbhai
4. Mr. Arun Kumar Gupta

#### D) Corporate Social Responsibility Committee

1. Mrs. Mamta Gupta,  
Chairman of the Committee
2. Mr. Prem Kishan Dass Gupta
3. Mr. Bhaskar Avula Reddy

### BOARD OF DIRECTORS OF JOINT VENTURE

#### GATEWAY RAIL FREIGHT LIMITED

1. Mr. Prem Kishan Dass Gupta,  
Chairman & Managing Director
2. Mr. Samvid Gupta,  
Joint Managing Director
3. Mrs. Mamta Gupta
4. Mr. Sachin Surendra Bhanushali
5. Mr. Ishaan Gupta
8. Mr. Gurdeep Singh
7. Mr. Richard B. Saldanha
6. Mr. Shabbir Hassanbhai
9. Mr. Arun Kumar Gupta
10. Mr. Neeraj Mohan

### BOARD OF DIRECTORS OF ASSOCIATE

#### SNOWMAN LOGISTICS LIMITED

1. Mr. Prem Kishan Dass Gupta,  
Chairman
2. Mrs. Mamta Gupta
3. Mr. Tomoyuki Masuda
4. Mr. Shabbir Hassanbhai
5. Mr. A. K. T. Chari
6. Mr. Bhaskar Avula Reddy
7. Mr. Arun Kumar Gupta
8. Mr. Sunil Prabhakaran Nair

#### REGISTERED OFFICE

Sector 6, Dronagiri, Taluka Uran, District Raigad, Navi Mumbai - 400 707  
CIN: L74899MH1994PLC164024  
Tel. No.: +91 22 2724 6500  
Fax No.: +91 22 2724 6538  
Email id: investor@gateway-distriparks.com  
Website: www.gateway-distriparks.com

### CONTAINER FREIGHT STATION (CFS)

- a) Sector 6, Dronagiri, Taluka Uran, District Raigad, Navi Mumbai 400707
- b) Punjab State Container & Warehousing Corpn. Ltd., Plot No. 2, Sector-2, Dronagiri Node, Uran, Navi Mumbai - 400 707
- c) No. 200, Ponneri High Road, New Manali, Chennai -600103
- d) Krishnapatnam Port Road, Thatipartipalem Village, Nidiguntapalem Post, Nellore, Andhra Pradesh-524323

### SUBSIDIARIES

Gateway East India Private Limited, Visakhapatnam-530 012

Chandra CFS and Terminal Operators, Private Limited, Visakhapatnam-530012

Gateway Distriparks (Kerala) Ltd., Kochi 682 504.

### JOINT VENTURE

Gateway Rail Freight Limited, New Delhi -110 017

### ASSOCIATE

Snowman Logistics Ltd., Navi Mumbai 410206

### BANKERS

HDFC Bank Limited

### INTERNAL AUDITORS

Varma & Varma, Chartered Accountants.

### AUDITORS

Price Waterhouse, Chartered Accountants.

### REGISTRAR AND TRANSFER AGENTS

Link Intime India Private Limited

## Directors' Report

Your Directors have pleasure in presenting their report for the year ended 31st March 2017.

### A. Consolidated Financial Results

(Rs. In Lakhs)

Sl. No	Particulars	2016-17	2015-16
1	Income from Operations and Other Income	40,567.53	40,480.32
2	Profit before Finance Cost, Depreciation and taxes	10,336.41	11,878.15
3	Finance cost	531.22	488.80
4	Depreciation & Amortisation	2,650.80	2,751.87
5	Profit before Exceptional items & taxation	7,154.39	8,637.48
6	Share of profit from Associates / Joint Venture using Equity method	1,761.33	3,380.98
7	Exceptional item	-	3,200.32
8	Provision for taxes	1,503.80	2,965.99
9	Profit for the year	7,411.92	12,252.79
10	Other Comprehensive Income	2.69	5.46
11	Total Comprehensive Income for the year	7,414.61	12,258.25

### B. Dividend

The Company has declared two Interim dividends totaling Rs. 7 per equity share amounting to Rs. 7,610.96 Lakhs for the financial year 2016-17. The Dividend Distribution Tax on the Interim Dividends amounts to Rs. 1,549.41 Lakhs. The Company does not recommend Final Dividend for the financial year 2016-17.

### C. Management Discussion & Analysis:

#### a) Industry structure and developments

Containerized cargo represents quarter of India's Export Import Trade, compared to the global average of around 70%. Containerized traffic in Indian ports increased by 3% to 8.4 Lakhs TEUs in FY 2016-17.

JNPT accounted for around 53% of India's total containerized traffic by handling around 4.5 Lakhs TEUs in 2016-17. The country's second biggest container port at Chennai handled 1.5 Lakhs TEUs. The volumes at other significant container ports at Visakhapatnam grew by 25% to 0.37 Lakhs TEUs and Cochin grew by 17% to 0.49 Lakhs TEUs.

#### b) Opportunities and threats

The company foresees opportunities for expansion and increase in profitability in the growing containerization in both Export-Import and domestic trade, increase in private sector participation in ports and movement of containers by rail, liberalization of Government policies and increase in the country's foreign trade. During the past few years,

the Company has taken several initiatives for growth and expansion. The company operates Container Freight Stations at JNPT-Navi Mumbai, Chennai, Krishnapatnam, Visakhapatnam and Kochi. The Company's green field project at Krishanapatnam has commenced its operations in March 2017. The Company continues to prune costs and augment its equipment for handling and transporting containers, which are operated by contractors.

The Company's rail vertical, Gateway Rail Freight Limited (GRFL) has expanded its business relating to operating container trains on the Indian railways network. GRFL has put in place a fleet of railway rakes / trailers and ICDs to provide end-to-end solution to customers across the country. The Company's cold chain logistics arm, Snowman Logistics Ltd. which had its IPO during FY 2014-15 and has expanded its capacity to become a premier player in this emerging business. Competition from existing and new entrants and managing the geographical / capacity expansion present the company with new challenges.

#### c) Segment-wise / Product-wise performance

The Company's entire business is from CFS. There are no other primary / secondary segments in the Company's business.

#### d) Outlook

Over the medium term, growth in port volumes, Direct port delivery movement of containers & resulting increased throughput at our CFSs, increase in volume of rail movement

of containers, and growth in the cold chain logistics business are expected to have positive impact on the Company's long term business and profitability. Containerized EXIM trade is expected to show consistent performance at major Indian ports over the next few years.

#### e) Risks and concerns

Increase in fuel costs could result in increase in the Company's major costs of transport and handling of containers. Increase in container traffic vis-à-vis creation of infrastructure at the ports could lead to congestion at ports which would result in decline / delay in the throughput handled by the Company. The revenues of the Company are concentrated on the container volumes handled by major shipping lines and consolidators, who use its CFSs at various locations.

#### f) Internal Control systems and adequacy

The Company makes use of IT enabled solutions in its operations, accounting and for communication within its facilities and with customers and vendors. Pursuant to Companies (Accounts) Rules, 2014, a control assurance program including internal financial controls (IFC) has been implemented and tested during the year. The control framework had integrated components including control environment, risk assessment, control activity, information and communication and monitoring. The controls were documented, assessed, tested and found satisfactory. The evaluation was carried out under guidance of Dy. CEO & Chief Finance Officer. The Company's accounts and operations are subject to internal audit and review by the Audit Committee of the Board of Directors.

#### g) Financial / Operational Performance Operations:

Total income of the company (stand alone) from operations & other income during 2016-17 was Rs. 34,813.65 Lakhs (2015-16: Rs. 36,610.39 Lakhs). The Profit before tax and exceptional income for 2016-17 was Rs. 6,672.23 Lakhs (2015-16: Rs. 8,919.75 Lakhs). The Total comprehensive income for 2016-17 was Rs. 5,174.78 Lakhs (2015-16: Rs. 11,682.12 Lakhs). The retained earnings as on 31 March 2017 was Rs. 25,896.66 Lakhs (2015-16: Rs. 27,991.40 Lakhs)

Together with its subsidiary companies in the CFS business at Chennai, Visakhapatnam and Kochi, the revenue from CFS operations for FY 2016-17 was Rs.39,340 Lakhs (2015-16: Rs.38,791 Lakhs) and Profit after Tax for FY 2016-17 was Rs. 5,580 Lakhs (2015-16: Rs. 6,404 Lakhs)

#### Finance:

The Company has outstanding Term loans of Rs. 8,029.71 Lakhs and loans for transport / handling equipments Rs.1,266.44 Lakhs with HDFC Bank Limited as on March 31, 2017. The Company has been sanctioned cash credit / overdraft facilities / Buyers credit / Bank Guarantee of Rs. 10,500 Lakhs by HDFC Bank Limited. The Company has given guarantees in respect of outstanding funded / non-funded borrowing facilities of Rs. 24,517.75 Lakhs of Joint venture Gateway Rail Freight Limited, Rs. 1,100 Lakhs of subsidiary Company Gateway East India Private Limited, Rs.128.24 Lakhs of subsidiary company Chandra CFS and Terminal Operators Private Limited and Rs. 1,125 Lakhs of subsidiary company Gateway Distriparks (Kerala) Ltd. as on 31st March, 2017. The income from interest on fixed deposits with banks and investments was Rs. 145.05 Lakhs in the current year (2015-16: Rs. 600.63 Lakhs).

#### h) Human Resources

The Company continued to have cordial and harmonious relations with its employees. Human relations policies were reviewed and upgraded in line with the Company's plans for geographical expansion. Initiatives on training and development of human resources were undertaken. The Company's staff strength on March 31, 2017 was 231 employees (March 31, 2016: 229 employees).

#### i) Cautionary statement

Statements made in this report, particularly those which relate to Management Discussion and Analysis, describing the Company's objectives, projections, estimates and expectations may constitute "forward looking statements" within the meaning of applicable laws and regulations. Actual results might vary materially from those either expressed or implied.

### D. Directors

Mrs. Mamta Gupta, who retires by rotation, seeks re-appointment as Director, at the forthcoming Annual General Meeting.

During the year, Mr. Ishaan Gupta, was appointed as Joint Managing Director, to hold office for a term of five years from 8 February 2017, subject to the approval of the Shareholders at the forthcoming Annual General Meeting.

Mr. Prem Kishan Dass Gupta's term as the Managing Director of the Company will expire on 19 July 2017. The Board of Directors have unanimously approved the re-appointment

of Mr. Prem Kishan Dass Gupta, as the Managing Director for another term of 5 years from 20 July 2017, subject to the approval of the shareholders at the forthcoming Annual General Meeting.

## E. Corporate Governance

As a listed Company, necessary measures are taken to comply with the listing agreements with the Stock Exchanges. The various policies related to Prevention of insider trading, Code of Conduct, Determining material events for disclosure, Document preservation & archival of documents and other Corporate policies can be accessed by clicking on the web link: <http://www.gateway-distriparks.com/investor.asp>. A report on corporate governance and certificate of compliance from the Auditors are given as Annexure A of this Report.

## F. Listing of Equity Shares

The Company's Equity shares are listed on the Bombay Stock Exchange Limited, Mumbai situated at Phiroze Jeejeebhoy Tower, Dalal Street, Mumbai - 400 001 and the National Stock Exchange of India Ltd. situated at Exchange Plaza, Bandra Kurla Complex, Mumbai - 400 051. The Company has made up-to-date payment of the listing fees.

## G. Auditors

M/s. Price Waterhouse, Firm Registration No. FRN 301112E, Chartered Accountants, Mumbai, holds office as Statutory Auditors of the Company till the conclusion of the forthcoming Annual General Meeting 2017. Their comments on the accounts and notes to the accounts are self-explanatory.

Subject to the approval of the shareholders, the Board of Directors, at their meeting held on 18 May 2017, have appointed S. R. Batliboi & Co. LLP, Firm Registration No.301003E / E300005, Chartered Accountants, as the Statutory Auditors. The Company has received a letter from M/s. S. R. Batliboi & Co. LLP, Firm Registration No.301003E / E300005, Chartered Accountants, confirming that their appointment would be within the limits prescribed under Sections 139(2) and 141 of the Companies Act, 2013.

## H. Statutory Information

### Extracts of Annual Return under Section 92(3)

Particulars of the Annual report under Section 92 (3) of the Companies Act, 2013 are given in Form MGT-9, which is annexed to this Report as Annexure B.

## Number of meetings of the Board of Directors

During FY 2016-17, 4 meetings of the Board of Directors were held on 27 April 2016, 5 August 2016, 10 November 2016 and 8 February 2017.

## Directors Responsibility Statement

Pursuant to the requirements of Section 134 (5) of the Companies Act, 2013 with respect to Directors' Responsibility Statement, it is hereby confirmed that:-

- i. in the preparation of the annual accounts for the year ended 31st March, 2017, the applicable accounting standards have been followed along with proper explanation relating to material departures.
- ii. such accounting policies as mentioned in Note 1 of the Annual Accounts have been applied consistently and judgments and estimates that are reasonable and prudent made, so as to give a true and fair view of the state of affairs of the Company for the financial year ended 31st March 2017 and of the profit of the Company for that period.
- iii. proper and sufficient care has been taken for the maintenance of adequate accounting records in accordance with the provisions of this act for safeguarding the assets of the Company and for preventing and detecting fraud and other irregularities.
- iv. the annual accounts for the year ended 31st March 2017 have been prepared on a going concern basis.
- v. have laid down internal financial controls to be followed by the Company and that such internal finance controls are adequate and are operating effectively.
- vi. proper systems to ensure compliance with the provisions of all applicable laws are devised and such systems are adequate and operating effectively.

## Declaration by Independent Directors

Independent Directors have given declarations that they meet the criteria of independence as provided under Section 149 (6) of the Companies Act, 2013.

## Policy on Directors' Appointment & Remuneration

Your Company has an equal mix of Promoter Directors and independent Directors on its Board. As at the year end, the Board consists of six members, two Executive Directors, one woman Director and three Independent Directors.

The details of Nomination and Remuneration Policy, pursuant to Section 178 of the Companies Act, 2013 and

applicable regulations of SEBI (LODR) Regulations, 2014 are available on our website and can be accessed by clicking on the web link: <http://www.gateway-distriparks.com/investor.asp>. No changes have been made in the policy during the year and the remuneration paid to the Directors are as per the terms laid out in the Nomination & Remuneration policy of the Company.

Details of Familiarisation Programme for Independent Directors, criteria for making payments to Non-Executive

Directors and Board Diversity Policy can be accessed by clicking on the web link: <http://www.gateway-distriparks.com/investor.asp>

### Audit Reports

There are no qualifications, reservations or adverse remarks or disclaimers in the Auditors report or Secretarial Audit report. Secretarial Audit Report from M/s. S. N. Ananthasubramanian & Co., Practising Company Secretaries, is annexed to this Report as Annexure C.

## Particulars of loans, guarantees or investments

Rs. Lakhs

Particulars of loans, guarantees and investments under section 186 of Companies Act, 2013		As at 31 March 2017
<b>Investments</b>		
80,00,000	Equity Shares of Rs. 10 each in Gateway East India Private Limited (100% Subsidiary)	1,484.00
34,83,945	Equity Shares of Rs. 100 each in Chandra CFS and Terminal Operators Private Limited (100% Subsidiary)	4,408.44
1,38,30,000	Equity Shares of Rs. 10 each in Gateway Distriparks (Kerala) Limited (Subsidiary) including equity component of Zero Coupon Redeemable Preference Shares	1,460.57
19,81,00,000	Equity Shares of Rs. 10 each in Gateway Rail Freight Limited (Joint Venture) including equity component of Zero Coupon Redeemable Preference Shares	20,759.42
6,72,54,119	Equity Shares of Rs. 10 each in Snowman Logistics Limited (Associate)	10,416.99
1,66,72,199	Zero Coupon Redeemable Preference Shares of Rs. 10 each in Gateway Distriparks (Kerala) Limited (Subsidiary)	1,893.84
11,50,00,000	Zero Coupon Redeemable Preference Shares of Rs. 10 each in Gateway Rail Freight Limited (Joint Venture)	15,768.72
<b>Guarantees for loans</b>		
	Guarantee given for loan from HDFC Bank Limited to Chandra CFS and Terminal Operators Private Limited (100% Subsidiary)	128.24
	Guarantee given for loan from KSIDC to Gateway Distriparks (Kerala) Limited (Subsidiary)	1,125.00
	Guarantee given for Credit facility from HDFC Bank to Gateway East India Private Limited (Subsidiary)	1,100.00
	Guarantee given for loan from HDFC Bank Limited to Gateway Rail Freight Limited (Joint Venture)	24,517.75

## Particulars of contracts or arrangements with related parties

Particulars of contracts or arrangements with related parties referred to in Section 188 (1) of the Companies Act, 2013 are given in Form AOC-2, which is annexed to this Report as Annexure D. Details of policy for determining material subsidiaries and the policy for dealing with related party transactions can be accessed by clicking on the web link: <http://www.gateway-distriparks.com/investor.asp>

## Remuneration from Subsidiary company

During the year, Mr. Prem Kishan Dass Gupta, Chairman and Managing Director received Commission / sitting fees from subsidiary company: Gateway East India Private Limited Rs. 0.80 Lakhs (FY 2015-16 Rs. 0.80 Lakhs). Mr. Ishaan Gupta, Joint Managing Director received Commission / sitting fees from subsidiary company: Gateway East India Private Limited Rs. 0.80 Lakhs (FY 2015-16 Rs. 0.80 Lakhs).

During the year, Gateway Rail Freight Limited (Joint Venture) paid Commission / sitting fees to Mr. Prem Kishan Dass Gupta, Chairman and Managing Director Rs. 154 Lakhs (FY 2015-16 Rs. 230 Lakhs) and to Mr. Ishaan Gupta, Joint Managing Director Rs. 12 Lakhs (FY 2015-16 Rs. 5 Lakhs).

### Deposits

The Company has not accepted any deposits from public and as such no amount on account of principal or interest on public deposits was outstanding as on the date of the balance sheet.

### Disclosure under Section 134 (3) (m)

#### Conservation of Energy

The Company continues to give highest priority for conservation of energy by using a mix of technology changes, process optimization methods and other conventional methods, on an on going basis.

#### Technology Absorption

The Company continues to lay emphasis on development and innovation of in-house technological and technical skills to meet the specific customer requirements. Efforts are also being made to upgrade the existing standards and to keep pace with the advances in technological innovations.

#### Foreign Exchange Earnings and Outgo

- i) Expenditure in foreign currency: Rs. 461.29 Lakhs  
(including Capital items) (2015-16: Rs. 21 Lakhs)
- ii) Earnings in foreign currency: Nil

#### Corporate Social Responsibility (CSR)

Particulars of Corporate Social Responsibility (CSR) activities are given in the Form, which is annexed to this Report as Annexure E.

#### Annual Evaluation of Board performance

The performance evaluation criteria of the Board, as laid down by the Nomination, Remuneration & ESOP Committee includes growth in Business volumes and profitability, compared to earlier periods, growth over the previous years through inorganic expansion, transparency and fairness in Board Decision making processes. The performance evaluation criteria of Individual Directors and Committees include attendance record and intensity of

participation at meetings, Quality of interventions, special contributions and inter-personal relationships with other Directors and management. The exclusive meeting of Independent Directors evaluated the performance of the Board, Committees of Board, non-Independent Directors & the Chairman as excellent. The Board evaluated the performance of Independent Directors based on their attendance record, contributions, their interventions and interpersonal relationships and the Chairman expressed the Board's appreciation of their performance. The Nomination and Remuneration Committee noted that the performance of the individual directors & Committees based on the high attendance record and intense participation at meetings, high quality of interventions, special contributions and excellent Inter-personal relationships with other Directors and management. The performance of the Chairman was based on notable contributions in the achievements of the Company and role in conducting Board meetings and bringing out contributions from all Directors. Prevailing remuneration in similar industry / function / experience are considered for recruiting persons & while granting increases in remuneration, besides the performance of the person. The Committee and the Board approved the remuneration paid to key managerial personnel and other employees.

#### Vigil Mechanism

The Company has adopted a Whistle Blower Policy, details of which can be accessed by clicking on the web link: <http://www.gateway-distriparks.com/investor.asp>. Under this policy employees are encouraged to report financial irregularities, fraud, violation of laws and Company's Code of conduct. The policy provides for protection of the whistle blower for disclosures. No individual in the Company has been denied access to the Audit Committee or its Chairman. Audit Committee has periodically reviewed the functioning of Vigil Mechanism.

The Company has in place an Anti Sexual Harassment Policy in line with the requirements of The Sexual Harassment of Women at the Workplace (Prevention, Prohibition & Redressal) Act, 2013. A committee has been set up to redress complaints received regarding sexual harassment. All employees (permanent, contractual, temporary, trainees) are covered under this policy. The Company did not receive any sexual harassment complaints during the year.



### Information under Companies (Appointment and Remuneration of Managerial Personnel) Rules, 2014

Information under Companies (Appointment and Remuneration of Managerial Personnel) Rules, 2014 is given in Annexure F to this report.

### Business Responsibility Report

The Business Responsibility Report is annexed as Annexure G to this report.

### Subsidiaries / Associates

Information about subsidiaries / Associate / Joint Venture are given in Form AOC-1, which is annexed as Annexure H to this report.

### Risk Management Policy

The Board of Directors has put in place a Risk Management policy for the Company, which includes business risks, market risks, event risks and IT / financial/ interest rate / liquidity, risks and the structure, infrastructure, processes, awareness and risk assessment / minimization procedures. The elements of the risk, which in severe form can threaten Company's existence, have been identified by the Board of Directors. The risks have been prioritized based on risk analysis and process to identify emerging risks are in place. The Company has in place measures for Business Continuity, Disaster recovery and Information security. A control assurance program covering internal financial controls (IFC) has been implemented and tested during the year. Details of the Risk Management Policy can be accessed by clicking on the web link: <http://www.gateway-distriparks.com/investor.asp>

### Demat Suspense Account

	No. of shareholders	No. of Shares
No. in Suspense Account at beginning of the year	12	1,237
No. of shareholders who approached for transfer from Suspense Account during the year	-	-
No. of shares transferred from Suspense Account during the year	-	-
No. in Suspense Account at end of the year	12	1,237

Voting rights on above shares are frozen till claimed by rightful owner

Pursuant to Section 129 of the Companies Act, 2013, the annual accounts of the subsidiary companies and the related detailed information shall be made available to shareholders seeking such information at any point of time.

The annual accounts of the subsidiary companies are kept for inspection by any shareholders in the registered office of the company and its subsidiary companies. A copy of the accounts of subsidiaries shall be made available to shareholders on request.

For and on behalf of the Board of Directors

**Prem Kishan Dass Gupta**  
*Chairman & Managing Director*  
 DIN: 00011670

Place: New Delhi  
 Date: 18 May 2017

## ANNEXURE A

## Report on Corporate Governance

## 1. Company's Philosophy of Corporate Governance

The Company is committed to adopt best Corporate Governance practices and endeavour continuously to implement the code of Corporate Governance in its true spirit. The philosophy of the Company in relation to Corporate Governance is to ensure transparency in all its operations, make disclosures and enhance shareholders value without compromising in any way in compliance with laws and regulations. The Company has made Corporate Governance a practice and a process of development right across the Company.

## 2. Board of Directors

## i) Composition

As on March 31, 2017, the Board of Directors comprises of six Directors. Apart from the Managing Director and Joint Managing Director, all the other four Directors are Non-Executive Directors. There are three Independent Directors on the Board.

## ii) Changes during the year

During the year, three Directors, Mr. Arun Agarwal, Mr. M P Pinto (Independent) and Mr. Saroosh Dinshaw (Independent) retired from the Board of Directors. Mr. Arun Kumar Gupta was appointed as Non- Executive Director (Independent). During the year, Mr. Ishaan Gupta was appointed as Joint Managing Director.

## iii) Role of Independent Directors

Independent Directors have an important role in the decision-making process of the Board and in strategic initiatives of the Company. The Independent Directors are committed to act in what they believe to be in the best interest of the Company and its stakeholders. The Independent Directors are professionals, with expertise and experience in general corporate management, administration, finance, infrastructure and logistics related matters. Their knowledge and experience helps the Board to take decisions with varied, unbiased and independent perspective. Familiarization program can be accessed by clicking on the web link: <http://www.gateway-distriparks.com/investor.asp>

## iv) Attendance of each Director at the Board Meetings and the last Annual General Meeting (AGM):

Name of Director	Category of Directorship	No. of Board Meetings attended	Attendance at the last AGM
Mr. Prem Kishan Dass Gupta	Chairman and MD	4	YES
Mrs. Mamta Gupta	NED	4	YES
Mr. Ishaan Gupta (Son of Mr. Prem Kishan Dass Gupta and Mrs. Mamta Gupta)	Joint Managing Director	4	YES
Mr. Shabbir Hassanbhai	NED (I)	4	YES
Mr. Bhaskar Avula Reddy	NED (I)	4	YES
Mr. Arun Kumar Gupta	NED (I)	3	YES
Mr. Arun Agarwal (retired from Board of Directors w.e.f. 22-Sept-2016)	NED	2	NO
Mr. M. P. Pinto (retired from Board of Directors w.e.f. 28-Sept-2016)	NED (I)	2	NO
Mr. Saroosh Dinshaw (retired from Board of Directors w.e.f. 28-Sept-2016)	NED (I)	2	NO

**Note:**

NED (I) - Non-Executive Director - Independent

NED - Non-Executive Director

MD - Managing Director

**v) Number of other Boards of Directors or Board Committees where Directors of the Company are a Director/ Member/ Chairman:**

Name of Director	No. of Directorships in other Boards *	No. of Memberships in other Board Committees **	No. of Chairmanships in other Board Committees**
Mr. Prem Kishan Dass Gupta	3	1	1
Mrs. Mamta Gupta	2	-	-
Mr. Ishaan Gupta	1	-	-
Mr. Shabbir Hassanbhai	3	-	3
Mr. Bhaskar Avula Reddy	2	2	-
Mr. Arun Kumar Gupta	2	2	-
Mr. M. P. Pinto (Term of appointment as Independent Director expired on 28 -Sept-2016)	-	-	-
Mr. Saroosh Dinshaw (Term of appointment as Independent Director expired on 28 -Sept-2016)	-	-	-
Mr. Arun Agarwal (retired from Board of Directors w.e.f. 22-Sept-2016)	-	-	-

\* Directorships in Foreign Companies, Private Limited Companies, Trusts, Societies and Companies under Section 25 of the Companies Act, 1956 / Section 8 of the Companies Act, 2013 are not included in the above table.

\*\* Includes only Audit Committee and Stakeholders Relationship Committee

**vi) Details of Board Meetings held during the year April 1, 2016 to March 31, 2017:**

Sr. No.	Date
1	27 April 2016
2	5 August 2016
3	10 November 2016
4	8 February 2017

**vii) Details of Directors seeking appointment/re-appointment at the forthcoming AGM.**

**Mrs. Mamta Gupta**

Mrs. Mamta Gupta, who retires by rotation, seeks re-appointment at the ensuing Annual General Meeting.

**Mr. Ishaan Gupta**

Mr. Ishaan Gupta, Director, was appointed as the Joint Managing Director of the Company, in the meeting of the Board of Directors on 8-Feb-2017, subject to the confirmation of shareholders.

**Mr. Prem Kishan Dass Gupta**

Mr. Prem Kishan Dass Gupta's term as the Managing Director of the Company, expires on 19-July-2017. The Board of Directors, at their meeting held on 18-May-2017, have approved his re-appointment as Managing Director, for a term of 5 years, subject to the confirmation of shareholders.

**3. Audit Committee**

**i) Composition, number of Meetings and Attendance**

The Audit Committee comprises of four Directors, of which three are Independent Directors. Mr. Shabbir Hassanbhai (Independent director) is the Chairman of the Audit Committee. Mr. Prem Kishan Dass Gupta, Mr. Bhaskar Avula Reddy (Independent Director) and Mr. Arun Kumar Gupta (Independent director) are the other Members of the Committee.

During the year, four Audit Committee Meetings were held on 27 April 2016, 4 August 2016, 9 November 2016 and 7 February 2017. Attendance of each Audit Committee Member at the Audit Committee Meetings was as under:

Sr. No.	Name of Directors who are/ were members of the Audit Committee during 2016-2017	No. of Meetings attended
1	Mr. Shabbir Hassanbhai, Chairman	4
2	Mr. Prem Kishan Dass Gupta	4
3	Mr. Bhaskar Avula Reddy	4
4	Mr. Arun Kumar Gupta (member from 7-Feb-2017)	1
5	Mr. M P Pinto (Term of appointment as Independent Director expired on 28 -Sept-2016)	2
6	Mr. Saroosh Dinshaw (Term of appointment as Independent Director expired on 28 -Sept-2016)	2

All members of the Audit Committee, except Mr. Prem Kishan Dass Gupta, are Non-Executive Directors. The Internal Auditors and Statutory Auditors are invitees to the meeting. The Company Secretary of the Company acts as the Secretary to the Audit Committee.

#### ii) Terms of Reference

The terms of reference of this Committee cover matters specified under the SEBI (Listing and Other Disclosure Requirements) Regulations and the Companies Act, 2013, of India.

#### 4. Nomination and Remuneration Committee

The Nomination and Remuneration Committee comprises of four Directors, of which three are Independent Directors. Mr. Bhaskar Avula Reddy, (Independent director) is the Chairman of the Nomination and Remuneration Committee. Mr. Prem Kishan Dass Gupta (Managing Director), Mr. Shabbir Hassanbhai (Independent Director) and Mr. Arun Kumar Gupta (Independent director) are the other Members of the Committee.

During the year, three meetings of the Nomination and Remuneration Committee were held on 26 April 2016, 4 August 2016 and 7 February 2017. Attendance of each Committee Member at the Nomination and Remuneration Committee Meetings was as under:

Sr. No.	Name of Directors who are/ were members of the Nomination & Remuneration Committee during 2016-2017	No. of Meetings attended
1	Mr. Bhaskar Avula Reddy, Chairman	3
2	Mr. Prem Kishan Dass Gupta	3
3	Mr. Shabbir Hassanbhai	3
4	Mr. Arun Kumar Gupta  (member from 7-Nov-2016)	1
5	Mr. M. P. Pinto (member till 28-Sept-2016)	2

The criteria for performance evaluation of Non-Executive Directors can be accessed by clicking on the web link: <http://www.gateway-distriparks.com/investor.asp>. Presently, the Company does not pay any remuneration to any Non-Executive Director other than commission and sitting fees for attending Board meeting. Details of remuneration paid to the executive and non-executive directors for the year April 1, 2016 to March 31, 2017

Name of the Director	Salary and Benefits	Commission (Rs.)	Sitting fees (Rs.)	Perquisites and contribution to Provident Fund/ Superannuation Fund	Terms of appointment
Mr. Prem Kishan Dass Gupta	Nil	17,500,000	400,000	Nil	5 years w. e. f. July 20, 2012
Mrs. Mamta Gupta		1,500,000	400,000	Nil	N.A.
Mr. Ishaan Gupta	Nil	15,000,000	400,000	Nil	5 years w.e.f February 8, 2017
Mr. Shabbir Hassanbhai	Nil	-	400,000	Nil	Mr. Shabbir Hassanbhai has been appointed as Independent Director for 5 years upto 22-Sep-2021.
Mr. Bhaskar Avula Reddy	Nil	1,500,000	400,000	Nil	Mr. Bhaskar Avula Reddy has been appointed as Independent Director for 5 years upto 30-Apr-2021.

Name of the Director	Salary and Benefits	Commission (Rs.)	Sitting fees (Rs.)	Perquisites and contribution to Provident Fund/ Superannuation Fund	Terms of appointment
Mr. Arun Kumar Gupta	Nil	1,500,000	300,000	Nil	Mr. Arun Kumar Gupta has been appointed as Independent Director for 5 years upto 26-Apr-2021.
Mr. M. P. Pinto	Nil	Nil	200,000	Nil	N.A. (Mr. M P Pinto's term of appointment as Independent Directors expired on 28- Sept- 2016.)
Mr. Saroosh Dinshaw	Nil	Nil	200,000	Nil	N.A (Mr. Saroosh Dinshaw's term of appointment as Independent Directors expired on 28 -Sept- 2016.)
Mr. Arun Agarwal	Nil	Nil	200,000	Nil	N.A. (Mr. Arun Agarwal retired from the Board of Directors at the AGM on 22- Sept- 2016.)

## 5. Stakeholders Relationship Committee

### i) Composition

The Stakeholders Relationship Committee comprises of four Directors, of which three are Independent Directors. Mr. Bhaskar Avula Reddy (Independent director) is the Chairman of the Stakeholders Relationship Committee. Mr. Prem Kishan Dass Gupta, Mr. Shabbir Hassanbhai (Independent Director) and Mr. Arun Kumar Gupta (Independent director) are the other Members of the Committee.

During the year, four Stakeholders Relations Committee Meetings were held on 27 April 2016, 4 August 2016, 9 November 2016 and 7 February 2017. Attendance of each Stakeholders Relationship Committee Member at the Stakeholders Relationship Committee Meetings was as under:

Sr. No.	Name of Directors who are/ were members of the Stakeholders Relationship Committee during 2016-2017	No. of Meetings attended
1	Mr. Bhaskar Avula Reddy, Chairman	4
2	Mr. Prem Kishan Dass Gupta	4
3	Mr. Shabbir Hassanbhai	4
4	Mr. Arun Kumar Gupta (member from 7-Feb-2017)	1
5	Mr. M P Pinto (Term of appointment as Independent Director expired on 28 -Sept-2016)	2
6	Mr. Saroosh Dinshaw (Term of appointment as Independent Director expired on 28 -Sept-2016)	2

### ii) Terms of Reference

The terms of reference of this Committee cover matters specified under the SEBI (Listing and Other Disclosure Requirements) Regulations and the Companies Act, 2013, of India.

**iii) Compliance Officer**

Mr. R. Kumar, Deputy Chief Executive Officer and Chief Finance Officer cum Company Secretary.

**iv) Complaints**

15 complaints were received during the year under review. All the complaints have been resolved to the satisfaction of the share holders. There were no Share Transfers pending as on March 31, 2017.

**6. General Body Meetings****i) Location and time where last three Annual General Meetings were held:**

Financial Year	Date	Time	Venue	Special resolutions passed
2015-2016	September 22, 2016	2.30 p.m.	Silver Jubilee Hall, Second floor, Navi Mumbai Sports Association, Near MGM Hospital, Sector 1A, Vashi, Navi Mumbai - 400 703	2 special resolutions were passed. a) Re-appointment of Mr. Bhaskar Avula Reddy as an Independent Director b) Re-appointment of Mr. Shabbir Hassanbhai as an Independent Director
2014-2015	August 7, 2015	10.30 a.m.	Silver Jubilee Hall, Second floor, Navi Mumbai Sports Association, Near MGM Hospital, Sector 1A, Vashi, Navi Mumbai - 400 703	No special resolution passed
2013-2014	September 29, 2014	10.30 a.m.	Silver Jubilee Hall, Second floor, Navi Mumbai Sports Association, Near MGM Hospital, Sector 1A, Vashi, Navi Mumbai - 400 703	4 special resolutions were passed: a) Amendment to ESOP 2013 Scheme b) Approval under Sec 180(1) (c) to borrow money upto Rs. 400 crores over and above the aggregate of the paid up share capital and free reserves of the Company c) Approval under Sec 180 (1) (a) to create charge upto Rs. 400 crores over and above the aggregate of the paid up share capital and free reserves of the Company d) Approval to offer secured or unsecured, redeemable non convertible debentures not exceeding Rs. 400 crores over and above the aggregate of the paid up share capital and free reserves of the Company.

**ii) No special resolution was put through Postal Ballot from the last AGM.**

## 7. Disclosures

- i) The Company has complied with the requirements of regulatory authorities on capital markets and no penalties/ strictures have been imposed against it in the last three years.
- ii) The policy for determining 'material subsidiaries' can be accessed by clicking on the web link: <http://www.gateway-distriparks.com/investor.asp>
- iii) There are no materially significant related party transactions made by the Company with its Promoters, Directors or Management, their subsidiaries or relatives etc. that may have potential conflict with the interests of the Company at large. The register of Contracts containing the transactions in which Directors are interested is placed before the Board regularly for its approval. Transactions with the related parties are disclosed in Note 28 to the financial statement in the Annual Report. The policy relating to related party transactions can be accessed by clicking on the web link: <http://www.gateway-distriparks.com/investor.asp>
- iv) The Board has formulated a Vigil mechanism for the Directors and employees of the Company. No personnel has been denied access to the Audit Committee. The Vigil Mechanism is displayed at the Company's website ([www.gateway-distriparks.com](http://www.gateway-distriparks.com)).
- v) The Internal Auditors of the Company reports directly to the Audit Committee.

## 8. Compliance with corporate governance requirements

The Company is managed by the Board of Directors comprising of 1 CMD, 1 Joint Managing Director, 1 Woman Director and 3 Independent Directors. The members of the Audit Committee are financially literate and have accounting / financial management expertise. The Company has in place its Risk Management policy, details of which can be accessed by clicking on the web link: <http://www.gateway-distriparks.com/investor.asp>

The Company has functional website: [www.gateway-distriparks.com](http://www.gateway-distriparks.com), containing the basic information of the company including the details of the business of the company, Composition of various committees, Code of conduct, Vigil mechanism, financial results, annual reports.

## 9. Means of Communication

Extract of Quarterly results are published in one English daily newspaper (The Economic Times) circulating in the country and one Marathi newspaper (Maharashtra Times) published from Mumbai. During the financial year, the Company has not made any presentation to the institutional investors or analysts. The financial results are displayed on the Company's website [www.gateway-distriparks.com](http://www.gateway-distriparks.com).

Since the quarterly/ half year results are displayed on the website, the same are not sent to the Shareholders of the Company. The Company has designated an email ID: [investor@gateway-distriparks.com](mailto:investor@gateway-distriparks.com) for the purpose of registering complaints by investors.

## 10. General Shareholder Information

AGM: Date, Time and Venue	2 August, 2017 at 2.30 p.m. at Silver Jubilee Hall, 2nd Floor, Navi Mumbai Sports Association, Near MGM Hospital, Sector 1A, Vashi, Navi Mumbai - 400 703	
Financial calendar	<ol style="list-style-type: none"> <li>i) Financial Year - April 1 to March 31</li> <li>ii) First Quarter Results - First Week of August, 2017</li> <li>iii) Half Yearly Results - First Week of November, 2017</li> <li>iv) Third Quarter Results - First Week of February, 2018</li> <li>v) Audited Results for the year 2017-2018 - Last Week of May, 2018</li> </ol>	
Date of Book Closure	Monday, 24 July 2017 to Wednesday, 2 August 2017 (both days inclusive)	
Dividend Payment date	Not Applicable	
Listing of Stock Exchange	BSE Limited, Mumbai National Stock Exchange of Symbol India Limited, Mumbai	Code 532622 GDL
ISIN Number for NSDL and CDSL	INE852F01015	
Market Price Data High, Low during each month in last Financial Year	Please see <b>Schedule A</b>	
Stock Performance	Please see <b>Schedule B</b>	

Registrar and Transfer Agents	Link Intime India Pvt. Ltd. 247 Park, C-101, 1st Floor, LBS Marg, Vikhroli (W), Mumbai -400083 Tel: (022) 4918 6270 Fax: (022) 4918 6060 Email id: ajay.jadhav@linkintime.co.in Contact Person: Mr. Ajay Jadhav
Share Transfer System	The Company's shares being in the compulsory dematerialized list are transferable through the depository system. All the Shares are dematerialized except 14 folios.
Distribution of shareholding and shareholding pattern as on March 31, 2016	Please see Schedule C
Dematerialisation of shares and liquidity	99.99% per cent of the paid-up Share Capital has been dematerialized as on March 31, 2017.
Outstanding GDRs/ ADRs/ Warrants or any convertible instruments, conversion date and likely impact on equity	Nil
Container Freight Station Location:	Container Freight Station Sector 6, Dronagiri, Taluka: Uran, District: Raigad, Navi Mumbai - 400 707
Address for correspondence	Shareholders correspondence should be addressed to: Link Intime India Pvt. Ltd. 247 Park, C-101, 1st Floor, LBS Marg, Vikhroli (W), Mumbai -400083 Tel: (022) 4918 6270 Fax: (022) 4918 6060 Email id: ajay.jadhav@linkintime.co.in Contact Person: Mr. Ajay Jadhav

### Schedule A

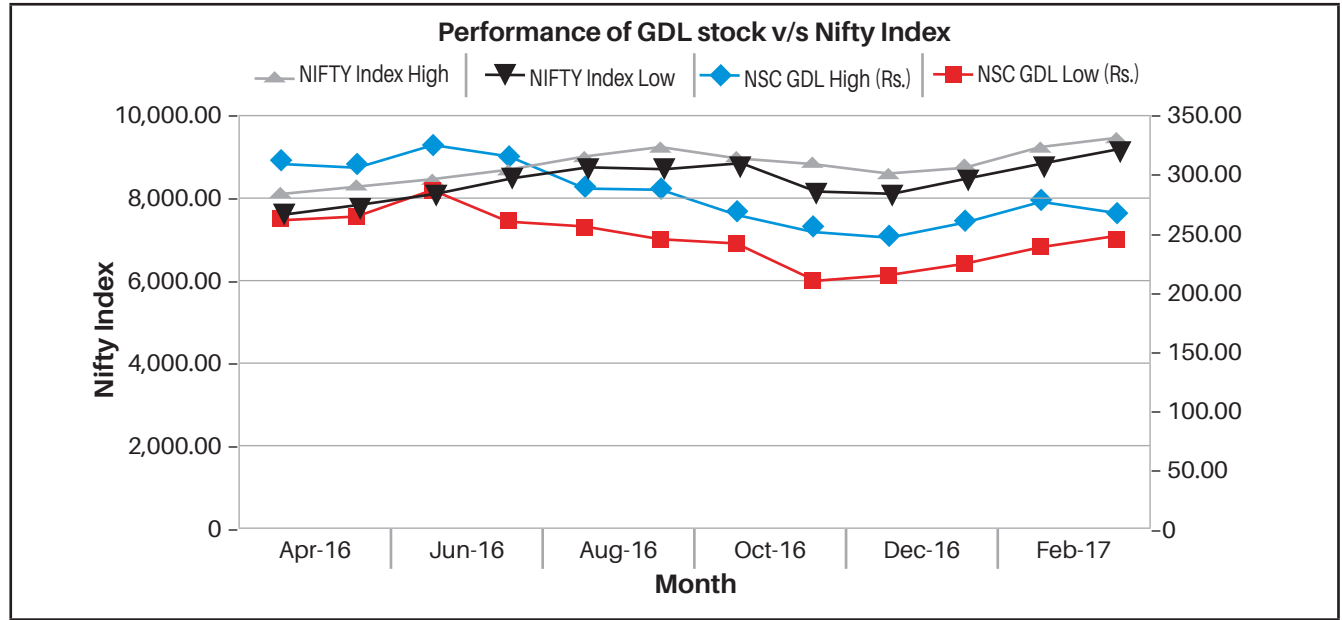
Market price data- High/Low during each month of the last financial year at BSE Limited and National Stock Exchange of India Limited

Month	BSE		BSE Sensex		NSE		NIFTY Index	
	GDL High (Rs.)	GDL Low (Rs.)	High	Low	GDL High (Rs.)	GDL Low (Rs.)	High	Low
Apr-16	315.00	264.35	26,100.54	24,523.20	315.05	263.85	8,098.55	7,633.45
May-16	308.00	270.00	26,837.20	25,057.93	308.60	268.15	8,305.45	7,803.05
Jun-16	325.00	282.20	27,105.41	25,911.33	325.65	287.55	8,430.15	8,025.15
Jul-16	318.00	261.00	28,240.20	27,034.14	316.55	261.05	8,874.50	8,437.10
Aug-16	288.90	255.75	28,532.25	27,627.97	288.80	255.50	9,037.30	8,701.90
Sep-16	287.45	248.00	29,077.28	27,716.78	288.00	246.00	9,188.15	8,762.55
Oct-16	267.35	243.00	28,477.65	27,488.30	266.70	243.10	9,067.15	8,769.05
Nov-16	260.00	208.85	28,029.80	25,717.93	257.50	210.35	8,949.75	8,112.10
Dec-16	246.90	218.10	26,803.76	25,753.74	247.20	217.75	8,517.70	8,069.85
Jan-17	257.60	228.35	27,980.39	26,447.06	258.00	224.55	8,943.45	8,407.30
Feb-17	279.00	234.60	29,065.31	27,590.10	278.80	238.10	9,262.90	8,837.30
Mar-17	262.65	245.65	29,824.62	28,716.21	262.00	245.95	9,498.90	9,123.55

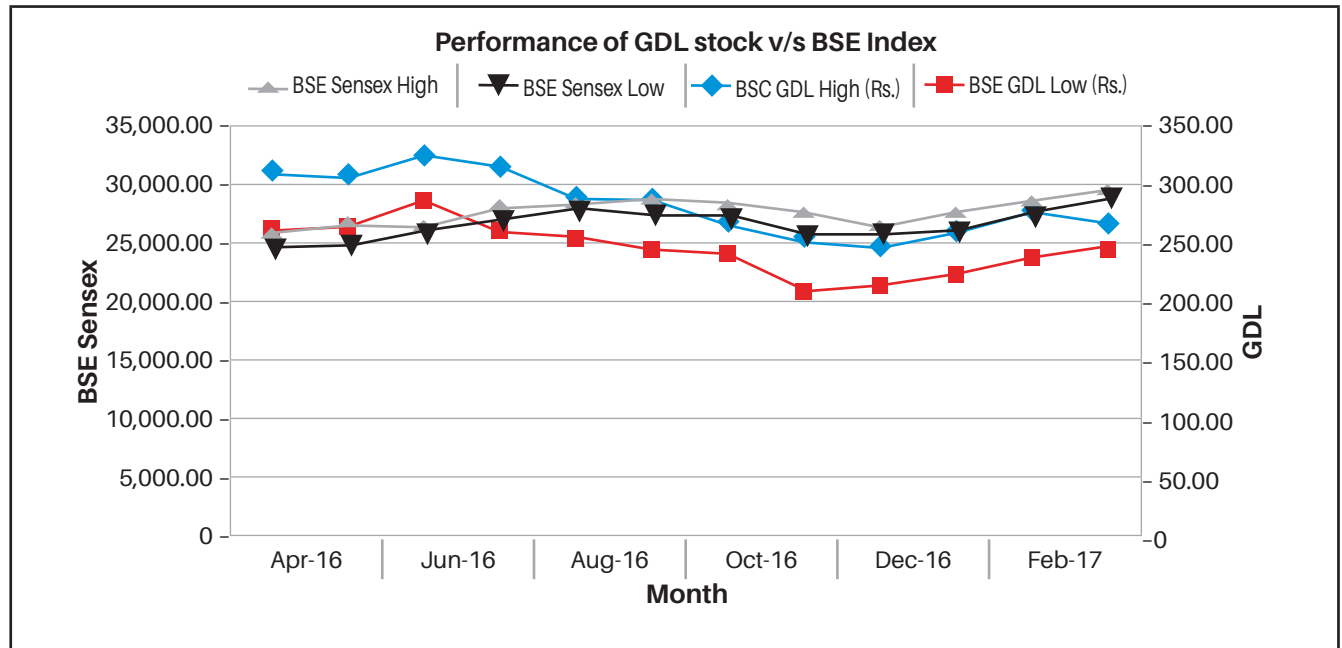


**Schedule B**

**(i) Stock performance of the Company in comparison to NSE Index**



**(ii) Stock performance of the Company in comparison to BSE Sensex**



**Schedule C****i) Distribution Schedule as on March 31, 2017**

Shares Held	No. of Holders	Percent	No. of Shares	Percent
1-500	30,396	92.24	3,154,875	2.90
501-1000	1,279	3.88	981,364	0.90
1001-2000	612	1.86	908,013	0.84
2001-3000	164	0.50	418,395	0.38
3001-4000	77	0.23	280,118	0.26
4001-5000	59	0.18	271,593	0.25
5001-10000	98	0.30	716,618	0.66
Above 10001	268	0.81	101,997,073	93.81
Total	32,953	100	108,728,049	100

**ii) Shareholding Pattern as on March 31, 2017**

Sr. No.	Category	No. of Shares Held	% Shareholding
	<b>Promoters &amp; PAC:</b>		
1	Prem Kishan Dass Gupta	400,000	0.37
2	Mamta Gupta#	100,000	0.09
3	Ishaan Gupta#	100,000	0.09
4	Samvid Gupta	100,000	0.09
5	Prism International Pvt. Ltd.	24,900,000	22.89
6	Perfect Communications Pvt. Ltd.	1,650,000	1.52
	<b>Public shareholding:</b>		
7	Mutual Funds	22,583,282	20.77
8	Banks, Financial Institutions, Insurance Co.'s	4,189,442	3.85
9	FII's & Foreign Portfolio Investor (Corporate)	44,560,604	40.99
10	Private Corporate Bodies	2,792,312	2.57
11	Indian Public	6,305,037	5.8
12	NRI/ OCB's/Foreign national	554,381	0.51
13	Trusts	1710	0.01
14	Any other		0
	- HUF	258,848	0.24
	- Independent Directors##	671	0
	- Government Company	1,000	0
	- Clearing members	230,762	0.21
	<b>TOTAL</b>	<b>108,728,049</b>	<b>100.00</b>

# includes shares held by Non-Executive Directors, as per list given below:

## includes shares held by Non-Executive Directors (Independent), as per list given below:

Sr. No.	Name of Director	Number of Shares held
1	Mrs. Mamta Gupta	100,000

Sr. No.	Name of Director	Number of Shares held
1	Mr. Bhaskar Avula Reddy	200
2	Mr. Arun Kumar Gupta	471

### 11. Code of Conduct:

The Board has laid down a Code of Conduct for its Members and Senior Management Personnel of the Company. All Board Members and Senior Management Personnel have affirmed compliance with the Code of Conduct during the financial year 2016-17. The Code of Conduct is displayed at the Company's website ([www.gateway-distriparks.com](http://www.gateway-distriparks.com)).

### 12. CEO /CFO Certificate

In terms of the requirement of the SEBI (Listing Obligations and Disclosure Requirements) Regulations, 2015, the certificates from CEO/CFO had been obtained.

For and on behalf of the Board of Directors of  
**Gateway Distriparks Limited**

Prem Kishan Dass Gupta  
*Chairman and Managing Director*  
DIN: 00011670

Place: New Delhi  
Dated: May 18, 2017

## Auditors' Certificate regarding compliance of conditions of Corporate Governance

To the Members of Gateway Distriparks Limited

We have examined the compliance of conditions of Corporate Governance by Gateway Distriparks Limited, for the year ended March 31, 2017 as stipulated in Regulations 17, 18, 19, 20, 21, 22, 23, 24, 25, 26, 27 and clauses (b) to (i) of sub-regulation (2) of regulation 46 and para C, D and E of Schedule V of the Securities and Exchange Board of India (Listing Obligations and Disclosure Requirements) Regulations, 2015 (collectively referred to as "SEBI Listing Regulations, 2015).

The compliance of conditions of Corporate Governance is the responsibility of the Company's management. Our examination was carried out in accordance with the Guidance Note on Certification of Corporate Governance, issued by the Institute of Chartered Accountants of India and was limited to procedures and implementation thereof, adopted by the Company for ensuring the compliance of the conditions of Corporate Governance. It is neither an audit nor an expression of opinion on the financial statements of the Company.

In our opinion and to the best of our information and according to the explanations given to us, we certify that the Company has complied with the conditions of Corporate Governance as stipulated in the SEBI Listing Regulations, 2015.

We state that such compliance is neither an assurance as to the future viability of the Company nor the efficiency or effectiveness with which the management has conducted the affairs of the Company.

**For Price Waterhouse**

Firm Registration Number: 301112E

*Chartered Accountants*

**Partha Ghosh**

*Partner*

Membership No:55913

New Delhi  
May 18, 2017

**ANNEXURE B**

FORM NO. MGT 9

**EXTRACT OF ANNUAL RETURN**

As on financial year ended on 31.03.2017

Pursuant to Section 92 (3) of the Companies Act, 2013 and rule 12(1) of the Company  
(Management & Administration) Rules, 2014.

**I. Registration & Other Details:**

1.	CIN	L74899MH1994PLC164024
2.	Registration Date	06 APRIL 1994
3.	Name of the Company	GATEWAY DISTRI PARKS LIMITED
4.	Category/Sub-category of the Company	Container Freight Station
5.	Address of the Registered office & contact details	Sector 6, Dronagiri, Taluka Uran, District Raigad, Navi Mumbai - 400707 PH: +91 22 27246500 FAX: +91 22 27246538
6.	Whether listed company	LISTED AT BSE & NSE
7.	Name, Address & contact details of the Registrar & Transfer Agent, if any.	Registrar and Transfer Agents Link Intime India Pvt. Ltd. 247 Park, C-101, 1st Floor, LBS Marg, Vikhroli (W), Mumbai -400083 Tel: (022) 4918 6270 Fax: (022) 4918 6060 Email id: ajay.jadhav@linkintime.co.in Contact Person: Mr. Ajay Jadhav

**II. Principal Business Activities of the Company**

(All the business activities contributing 10 % or more of the total turnover of the company shall be stated)

S. No.	Name and Description of main products / services	NIC Code of the Product/service	% to total turnover of the company
1	Storage and warehousing n.e.c.[Includes general merchandise warehouses and warehousing of furniture, automobiles, gas and oil, chemicals, textiles etc. Also included is storage of goods in foreign trade zones]	52109	100%

**III. Particulars of Holding, Subsidiary and Associate Companies**

SN	Name and address of the Company	CIN	Holding/ Subsidiary/ Associate	% of shares held	Applicable section
1	Gateway Rail Freight Limited	U60231DL2005PLC138598	Joint Venture	49.25%	2 (6)
2	Gateway Distriparks (Kerala) Limited	U63090KL2006PLC019751	Subsidiary	60%	2 (87)
3	Gateway East India Private Limited	U51909AP1994PTC017523	Subsidiary	100%	2 (87)
4	Chandra CFS and Terminal Operators Private Limited	U63011AP2005PTC046936	Subsidiary	100%	2 (87)
5	Snowman Logistics Limited	U15122KA1993PLC048636	Associate	40.25%	2 (6)
6	Container Gateway Limited	U63030HR2007PLC036995	Joint Venture of Gateway Rail Freight Limited	51% held by Gateway Rail Freight Limited	2 (87)

#### IV. Share Holding Pattern (Equity Share Capital Breakup as percentage of Total Equity)

##### A) Category-wise Share Holding

Category of Shareholders	No. of Shares held at the beginning of the year [As on 31-March-2016]				No. of Shares held at the end of the year [As on 31-March-2017]				% Change during the year
	Demat	Physical	Total	% of Total Shares	Demat	Physical	Total	% of Total Shares	
<b>A. Promoters</b>									
<b>(1) Indian</b>									
a) Individual/ HUF	3,170,000	0	3,170,000	2.92	700,000	0	700,000	0.64	(2.28)
b) Central Govt		0	0	0.00			0	0.00	-
c) State Govt(s)		0	0	0.00			0	0.00	-
d) Bodies Corp.	24,200,000	0	24,200,000	22.26	26,550,000		26,550,000	24.42	2.16
e) Banks / FI		0	0	0.00			0	0.00	-
f) Any other		0	0	0.00			0	0.00	-
<b>Sub Total (A) (1)</b>	<b>27,370,000</b>	<b>0</b>	<b>27,370,000</b>	<b>25.17</b>	<b>27,250,000</b>	<b>0</b>	<b>27,250,000</b>	<b>25.06</b>	<b>(0.11)</b>
<b>(1) Foreign</b>									-
a) NRI Individuals	0	0	0	0.00	-	0	0	0.00	-
b) Other -Individuals	0	0	0	0.00	-	0	0	0.00	-
c) Bodies Corporate	0	0	0	0.00	-	0	0	0.00	-
a) Banks/FI	0	0	0	0.00	-	0	0	0.00	-
b) Any other	0	0	0	0.00		0	0	0.00	-
<b>Sub Total (A) (2)</b>	<b>0</b>	<b>0</b>	<b>0</b>	<b>0.00</b>	<b>-</b>	<b>0</b>	<b>0</b>	<b>0.00</b>	<b>-</b>
<b>Total shareholding of Promoter (A)</b>	<b>27,370,000</b>	<b>0</b>	<b>27,370,000</b>	<b>25.17</b>	<b>27,250,000</b>	<b>0</b>	<b>27,250,000</b>	<b>25.06</b>	<b>(0.11)</b>
<b>B. Public Shareholding</b>									-
<b>1. Institutions</b>									-
a) Mutual Funds	25,016,648	0	25,016,648	23.01	22,583,282	0	22,583,282	20.77	(2.24)
b) Banks / FI	2,737,456	0	2,737,456	2.52	2,869,442	0	2,869,442	2.64	0.12
c) Central Govt	1,000	0	1,000	0.00	1,000	0	1,000	0.00	-
d) State Govt(s)		0	0	0.00		0	0	0.00	-
e) Venture Capital Funds		0	0	0.00		0	0	0.00	-
f) Insurance Companies	1105857	0	1,105,857	1.01	1,320,000	0	1,320,000	1.21	0.20
g) FIs	41,984,576	0	41,984,576	38.61	44,560,604	0	44,560,604	40.98	2.37
h) Foreign Venture Capital Funds		0	0	0.00		0	0	0.00	-
i) Others (specify)		0	0	0.00		0	0	0.00	-
<b>Sub-total (B) (1):-</b>	<b>70,845,537</b>	<b>0</b>	<b>70,845,537</b>	<b>65.16</b>	<b>71,334,328</b>	<b>0</b>	<b>71,334,328</b>	<b>65.61</b>	<b>0.45</b>

Category of Shareholders	No. of Shares held at the beginning of the year [As on 31-March-2016]				No. of Shares held at the end of the year [As on 31-March-2017]				% Change during the year
	Demat	Physical	Total	% of Total Shares	Demat	Physical	Total	% of Total Shares	
<b>2. Non-Institutions</b>									-
a) Bodies Corp.									-
i) Indian	3,433,075	112	3,433,187	3.16	2,792,200	112	2,792,312	2.57	(0.59)
ii) Overseas	0	0	0	0.00	-	0	0	0.00	-
b) Individuals									-
i) Individual shareholders holding nominal share capital upto Rs. 1 lakh	5,352,005	501	5,352,506	4.92	5,782,945	502	5,783,447	5.32	0.40
ii) Individual shareholders holding nominal share capital in excess of Rs 1 lakh	720,934	0	720,934	0.66	521,590	0	521,590	0.48	(0.18)
c) Others (specify)		0	0	0.00		0	0	0.00	-
Independent Directors	5,000	0	5,000	0.00	671	0	671	0.00	(0.00)
Non Resident Indians	569,443	0	569,443	0.52	553,881	0	553,881	0.51	(0.01)
Overseas Corporate Bodies	0	0	0	0.00	-	0	0	0.00	-
Foreign Nationals	500	0	500	0.00	500	0	500	0.00	-
Clearing Members	180,763	0	180,763	0.17	230,762	0	230,762	0.21	0.05
Trusts	250	0	250	0.00	1,710	0	1,710	0.00	0.00
Hindu Undivided Family	249,929	0	249,929	0.23	258,848	0	258,848	0.24	0.01
Foreign Bodies - DR	0	0	0	0.00	-	0	0	0.00	-
<b>Sub-total (B) (2):-</b>	<b>10,511,899</b>	<b>613</b>	<b>10,512,512</b>	<b>9.67</b>	<b>10,143,107</b>	<b>614</b>	<b>10,143,721</b>	<b>9.33</b>	<b>(0.34)</b>
<b>Total Public Shareholding (B)=(B)(1) + (B)(2)</b>	<b>81,357,436</b>	<b>613</b>	<b>81,358,049</b>	<b>74.83</b>	<b>81,477,435</b>	<b>614</b>	<b>81,478,049</b>	<b>74.94</b>	<b>0.11</b>
<b>C. Shares held by Custodian for GDRs &amp; ADRs</b>		<b>0</b>	<b>0</b>	<b>0.00</b>			<b>0</b>	<b>0.00</b>	<b>-</b>
<b>Grand Total (A+B+C)</b>	<b>108,727,436</b>	<b>613</b>	<b>108,728,049</b>	<b>100.00</b>	<b>108,727,435</b>	<b>614</b>	<b>108,728,049</b>	<b>100.00</b>	<b>-</b>

**B) Shareholding of Promoter-**

SN	Shareholder's Name	Shareholding at the beginning of the year			Shareholding at the end of the year			% change in shareholding during the year
		No. of Shares	% of total Shares of the company	% of Shares Pledged / encumbered to total shares	No. of Shares	% of total Shares of the company	% of Shares Pledged / encumbered to total shares	
1	Prem Kishan Dass Gupta	2,750,000	2.53	0	400,000	0.37	0	(2.16)
2	Mamta Gupta	100,000	0.09	0	100,000	0.09	0	(0.00)
3	Ishaan Gupta	100,000	0.09	0	100,000	0.09	0	(0.00)
4	Samvid Gupta	100,000	0.09	0	100,000	0.09	0	(0.00)
5	Prism International Pvt Ltd.	24,200,000	22.26	6.44	24,900,000	22.90	3.68	0.64
6	Perfect Communications Pvt. Ltd.	0	0	0	1,650,000	1.52	0	1.52

**C) Change in Promoters' Shareholding**

SN	Particulars	Shareholding at the beginning of the year		Cumulative Shareholding during the year	
		No. of shares	% of total shares of the company	No. of shares	% of total shares of the company
1	Prem Kishan Dass Gupta				
	At the beginning of the year	2,750,000	2.53	2,750,000	2.53
	Transactions (purchase / sale) during the year	(2,350,000)	(2.16)	400,000	0.37
	At the end of the year	-	-	400,000	0.37
2	Mamta Gupta				
	At the beginning of the year	100,000	0.09	100,000	0.09
	Transactions (purchase / sale) during the year	-	-	100,000	0.09
	At the end of the year	-	-	100,000	0.09
3	Ishaan Gupta				
	At the beginning of the year	100,000	0.09	100,000	0.09
	Transactions (purchase / sale) during the year	-	-	100,000	0.09
	At the end of the year	-	-	100,000	0.09
4	Samvid Gupta				
	At the beginning of the year	100,000	0.09	100,000	0.09
	Transactions (purchase / sale) during the year	-	-	100,000	0.09
	At the end of the year	-	-	100,000	0.09
5	Prism International Private Limited				
	At the beginning of the year	24,200,000	22.28	24,200,000	22.28
	Transactions (purchase / sale) during the year	700,000	0.64	24,900,000	22.90
	At the end of the year	-	-	24,900,000	22.90
6	Perfect Communications Pvt. Ltd.				
	At the beginning of the year	-	-	-	-
	Transactions (purchase / sale) during the year	1,650,000	1.52	1,650,000	1.52
	At the end of the year	-	-	1,650,000	1.52



**D) Shareholding Pattern of top ten Shareholders:**

(Other than Directors, Promoters and Holders of GDRs and ADRs):

SN	For Each of the Top 10 Shareholders	Shareholding at the beginning of the year		Cumulative Shareholding during the year	
		No. of shares	% of total shares of the company	No. of shares	% of total shares of the company
1	AMANSA HOLDINGS PRIVATE LIMITED				
	At the beginning of the year	6,232,969	5.73	6,232,969	5.73
	Transactions (purchase / sale) during the year	771,139	0.71	7,004,108	6.44
	At the end of the year			7,004,108	6.44
2	ICICI PRUDENTIAL FUND				
	At the beginning of the year	6,686,764	6.15	6,686,764	6.15
	Transactions (purchase / sale) during the year	(146,050)	(0.13)	6,540,714	6.02
	At the end of the year			6,540,714	6.02
3	SUNDARAM MUTUAL FUND				
	At the beginning of the year	4,522,547	4.16	4,522,547	4.16
	Transactions (purchase / sale) during the year	72,587	0.07	4,595,134	4.23
	At the end of the year			4,595,134	4.23
4	UTI MUTUAL FUND				
	At the beginning of the year	1,818,974	-	1,818,974	1.67
	Transactions (purchase / sale) during the year	1,373,429	1.26	3,192,403	2.94
	At the end of the year			3,192,403	2.94
5	GOVERNMENT PENSION FUND GLOBAL				
	At the beginning of the year	492,188	0.45	492,188	0.45
	Transactions (purchase / sale) during the year	2,573,540	2.37	3,065,728	2.82
	At the end of the year			3,065,728	2.82
6	MORGAN STANLEY INVESTMENT MANAGEMENT				
	At the beginning of the year	3,493,132	3.21	3,493,132	3.21
	Transactions (purchase / sale) during the year	(610,600)	(0.56)	2,882,532	2.65
	At the end of the year			2,882,532	2.65
7	KUWAIT INVESTMENT AUTHORITY - FUND NO. 208				
	At the beginning of the year	3,436,945	3.16	3,436,945	3.16
	Transactions (purchase / sale) during the year	(577,184)	(0.53)	2,859,761	2.63
	At the end of the year			2,859,761	2.63
8	FRANKLIN TEMPLETON MUTUAL FUND A/C FRANKLIN INDIA PRIMA FUND				
	At the beginning of the year	3,585,258	3.30	3,585,258	3.30
	Transactions (purchase / sale) during the year	(948,883)	(0.87)	2,636,375	2.43
	At the end of the year			2,636,375	2.43
9	LIFE INSURANCE CORPORATION OF INDIA				
	At the beginning of the year	2,571,913	2.37	2,571,913	2.37
	Transactions (purchase / sale) during the year	-		2,571,913	2.37
	At the end of the year			2,571,913	2.37

SN	For Each of the Top 10 Shareholders	Shareholding at the beginning of the year		Cumulative Shareholding during the year	
		No. of shares	% of total shares of the company	No. of shares	% of total shares of the company
10	MIRAE ASSET EMERGING BLUECHIP FUND				
	At the beginning of the year	2,137,839	1.97	2,137,839	1.97
	Transactions (purchase / sale) during the year	81,772	0.07	2,219,611	2.04
	At the end of the year			2,219,611	2.04

#### E) Shareholding of Directors and Key Managerial Personnel:

SN	Shareholding of each Directors and each Key Managerial Personnel Shareholders	Shareholding at the beginning of the year		Cumulative Shareholding during the year	
		No. of shares	% of total shares of the company	No. of shares	% of total shares of the company
1	Prem Kishan Dass Gupta				
	At the beginning of the year	2,750,000	2.53	2,750,000	2.53
	Transactions (purchase / sale) during the year	(2,350,000)	(2.16)	400,000	0.37
	At the end of the year			400,000	0.37
2	Mamta Gupta				
	At the beginning of the year	100,000	0.09	100,000	0.09
	Transactions (purchase / sale) during the year	-	-	100,000	0.09
	At the end of the year			100,000	0.09
3	Ishaan Gupta				
	At the beginning of the year	100,000	0.09	100,000	0.09
	Transactions (purchase / sale) during the year	-	-	100,000	0.09
	At the end of the year			100,000	0.09
4	Shabbir Hassanbhai				
	At the beginning of the year	-	-	-	-
	Transactions (purchase / sale) during the year	-	-	-	-
	At the end of the year			-	-
5	Bhaskar Avula Reddy				
	At the beginning of the year	-	-	-	-
	Transactions (purchase / sale) during the year	200	0.00	200	0.00
	At the end of the year			200	0.00
6	Arun Kumar Gupta				
	At the beginning of the year	471	0.00	471	0.00
	Transactions (purchase / sale) during the year	-	-	471	0.00
	At the end of the year			471	0.00
7	R. Kumar				
	At the beginning of the year	50,375	0.05	50,375	0.05
	Transactions (purchase / sale) during the year	-	-	50,375	0.05
	At the end of the year			50,375	0.05

SN	Shareholding of each Directors and each Key Managerial Personnel Shareholders	Shareholding at the beginning of the year		Cumulative Shareholding during the year	
		No. of shares	% of total shares of the company	No. of shares	% of total shares of the company
<b>Directors who have retired from the Board of Directors during the year</b>					
1	Arun Agarwal				
	At the beginning of the year	120,000	0.11	120,000	0.11
	Transactions (purchase / sale) during the year	(120,000)	(0.11)	-	-
	At the end of the year			-	-
2	M P Pinto				
	At the beginning of the year	5,000	0.00	5,000	0.00
	Transactions (purchase / sale) during the year	-	-	5,000	0.00
	At the end of the year			5,000	0.00
3	Saroosh Dinshaw				
	At the beginning of the year	-	-	-	-
	Transactions (purchase / sale) during the year	-	-	-	-
	At the end of the year			-	-

#### V. Indebtedness - Indebtedness of the Company including interest outstanding/accrued but not due for payment.

Rs. lakhs

	Secured Loans excluding deposits	Unsecured Loans	Deposits	Total Indebtedness
Indebtedness at the beginning of the Financial Year				
i) Principal Amount	2,495.64	-	-	2,495.64
ii) Interest due but not paid	-	-	-	-
iii) Interest accrued but not due	15.25	-	-	15.25
Total (i+ii+iii)	2,510.89	-	-	2,510.89
Change in Indebtedness during the financial year				
* Addition	6,785.26	-	-	6,785.26
* Reduction	-	-	-	-
Net Change	6,785.26	-	-	6,785.26
Indebtedness at the end of the financial year				
i) Principal Amount	9,237.25	-	-	9,237.25
ii) Interest due but not paid	-	-	-	-
iii) Interest accrued but not due	58.90	-	-	58.90
Total (i+ii+iii)	9,296.15	-	-	9,296.15

## VI. Remuneration of Directors and Key Managerial Personnel-

### A. Remuneration to Managing Director, Whole-time Directors and/or Manager:

Rs. lakhs

SN.	Particulars of Remuneration	Name of MD		Total Amount
		Mr. Prem Kishan Dass Gupta	Mr. Ishaan Gupta	
1	Gross salary	-	-	
	(a) Salary as per provisions contained in section 17(1) of the Income-tax Act, 1961	-	-	
	(b) Value of perquisites u/s 17(2) Income-tax Act, 1961	-	-	
	(c) Profits in lieu of salary under section 17(3) Income- tax Act, 1961	-	-	
2	Stock Option	-	-	
3	Sweat Equity	-	-	
4	Commission			
	- as % of profit	175.00	150.00	325.00
	- others, specify...	2.98%	2.55%	5.53%
5	Others, please specify (Sitting Fees)	4.00	4.00	8.00
	Total (A)	179.00	154.00	333.00
	Ceiling as per the Act	587.00	587.00	587.00

### B. Remuneration to other directors

Rs. lakhs

SN.	Particulars of Remuneration	Name of Directors					Total Amount
		Mr. Shabbir Hassanbhai	Mr. Bhaskar Avula Reddy	Mr. Arun Kumar Gupta	Mr.M P Pinto	Mr. Saroosh Dinshaw	
1	Independent Directors						
	Fee for attending board meetings	4.00	4.00	3.00	2.00	2.00	15.00
	Commission	-	15.00	15.00	-	-	30.00
	Others, please specify	-	-	-	-	-	-
	Total (1)	4.00	19.00	18.00	2.00	2.00	45.00
2	Other Non-Executive Directors	Mrs. Mamta Gupta	Mr. Arun Agarwal				
	Fee for attending board meetings	4.00	2.00				6.00
	Commission	15.00	-				15.00
	Others, please specify	-	-				-
	Total (2)	19.00	2.00				21.00
	Total (B)=(1+2)						66.00
	Total Managerial Remuneration						399.00
	Overall Ceiling as per the Act						645.00

**C. Remuneration to Key Managerial Personnel other than MD/Manager/WTD**

Rs. lakhs

SN	Particulars of Remuneration	Key Managerial Personnel	
		Dy. CEO & CFO cum CS	Total
		Mr. R. Kumar	
1	Gross salary		
	(a) Salary as per provisions contained in section 17(1) of the Income-tax Act, 1961	111.26	111.26
	(b) Value of perquisites u/s 17(2) Income-tax Act, 1961	-	-
	(c) Profits in lieu of salary under section 17(3) Income-tax Act, 1961	-	-
2	Stock Option	-	-
3	Sweat Equity	-	-
4	Commission	-	-
	- as % of profit		
	others, specify...		
5	Others, please specify (Contribution to Provident Fund & Medical reimbursement)	7.46	7.46
	Total	118.72	118.72

**VII. Penalties / Punishment/ Compounding of Offences:**

Type	Section of the Companies Act	Brief Description	Details of Penalty / Punishment/ Compounding fees imposed	Authority [RD / NCLT/ COURT]	Appeal made, if any (give Details)
A. COMPANY			NIL		
Penalty					
Punishment					
Compounding					
B. DIRECTORS			NIL		
Penalty					
Punishment					
Compounding					
C. OTHER OFFICERS IN DEFAULT			NIL		
Penalty					
Punishment					
Compounding					

## ANNEXURE C

### SECRETARIAL AUDIT REPORT FOR THE FINANCIAL YEAR ENDED 31st MARCH, 2017

[Pursuant to section 204(1) of the Companies Act, 2013 and rule No.9 of the Companies (Appointment and Remuneration of Managerial Personnel) Rules, 2014]

To,

The Members,

**Gateway Distriparks Limited**

CIN L74899MH1994PLC164024

Sector 6, Dronagiri,

Taluka Uran, District Raigad,

Navi Mumbai - 400 707

Our Secretarial Audit Report for the Financial Year ended 31st March, 2017, of even date, is to be read along with this letter.

#### **Management's Responsibility**

1. It is the responsibility of the management of the Company to maintain secretarial records, devise proper systems to ensure compliance with the provisions of all applicable laws and regulations and to ensure that the systems are adequate and operate effectively.

#### **Auditor's Responsibility**

2. Our responsibility is to express an opinion on these secretarial records, standards and procedures followed by the Company with respect to secretarial compliances.
3. We believe that audit evidence and information obtained from the Company's management is adequate and appropriate for us to provide a basis for our opinion.
4. Wherever required, we have obtained the management's representation about the compliance of laws, rules and regulations and happening of events etc.

#### **Disclaimer**

5. The Secretarial Audit Report is neither an assurance as to the future viability of the Company nor of the efficacy or effectiveness with which the management has conducted the affairs of the Company.
6. We have not verified the correctness and appropriateness of financial records and Books of Accounts of the Company.

**For S. N. ANANTHASUBRAMANIAN & CO.**

*Company Secretaries*

**Malati Kumar**

*Partner*

C.P No. : 10980

Date : 18th May, 2017

Place : Thane

## Form No. MR-3

## SECRETARIAL AUDIT REPORT

FOR THE FINANCIAL YEAR ENDED 31st MARCH, 2017

[Pursuant to section 204(1) of the Companies Act, 2013 and rule No.9 of the Companies (Appointment and Remuneration of Managerial Personnel) Rules, 2014]

To,

The Members,

**Gateway Distriparks Limited**

CIN L74899MH1994PLC164024

Sector 6, Dronagiri,

Taluka Uran, District Raigad,

Navi Mumbai - 400 707

We have conducted the Secretarial Audit of the compliance of applicable statutory provisions and the adherence to good corporate practices by Gateway Distriparks Limited (hereinafter called the "Company"). Secretarial Audit was conducted in a manner that provided us a reasonable basis for evaluating the corporate conducts/statutory compliances and expressing our opinion thereon.

Based on our verification of the Company's books, papers, minute books, forms and returns filed and other records maintained by the Company and also the information provided by the Company, its officers, agents and authorized representatives during the conduct of secretarial audit, we hereby report that in our opinion, the Company has, during the audit period covering the financial year ended 31st March, 2017, complied with the statutory provisions listed hereunder and also that the Company has proper Board-processes and compliance-mechanism in place to the extent, in the manner and subject to the reporting made hereinafter:

We have examined the books, papers, minute books, forms and returns filed and other records maintained by the Company for the financial year ended on 31st March, 2017, according to the provisions of:

- i. The Companies Act, 2013 (the Act) the rules made thereunder;
- ii. The Securities Contracts (Regulation) Act, 1956 ('SCRA') and the rules made thereunder;
- iii. The Depositories Act, 1996 and the Regulations and Bye-laws framed thereunder;
- iv. Foreign Exchange Management Act, 1999 and the

rules and regulations made thereunder to the extent of Foreign Direct Investment, Overseas Direct Investment and External Commercial Borrowings;

- v. The following Regulations and Guidelines prescribed under the Securities and Exchange Board of India Act, 1992 ('SEBI Act'):-
  - a. The Securities and Exchange Board of India (Substantial Acquisition of Shares and Takeovers) Regulations, 2011;
  - b. Securities and Exchange Board of India (Prohibition of Insider Trading) Regulations, 2015;
  - c. The Securities and Exchange Board of India (Issue of Capital and Disclosure Requirements) Regulations, 2009 - Not Applicable as the Company has not issued any securities during the period under review;
  - d. The Securities and Exchange Board of India (Share Based Employee Benefits) Regulations, 2014 - Not Applicable as the Company has not made any offer of its stock or shares to its employees during the period under review;
  - e. The Securities and Exchange Board of India (Issue and Listing of Debt Securities) Regulations, 2008 - Not Applicable as the Company has not issued and listed any debt securities during the financial year under review;
  - f. The Securities and Exchange Board of India (Registrars to an Issue and Share Transfer Agents) Regulations, 1993 regarding the Companies Act and dealing with client - Not Applicable as the

Company is not registered as Registrar to Issue and Share Transfer Agent during the financial year under review;

- g. The Securities and Exchange Board of India (Delisting of Equity Shares) Regulations, 2009 - Not applicable as the Company has not delisted/ did not propose to delist its equity shares from any Stock Exchange during the financial year under review; and
  - h. The Securities and Exchange Board of India (Buyback of Securities) Regulations, 1998 - Not applicable as the Company has not bought back / did not propose to buy-back any of its securities during the financial year under review.
- vi. The management has identified and confirmed the following law as specifically applicable to the Company:
- Customs Act, 1962 and the Rules thereto as amended from time to time and all the relevant Circulars, Notifications and Regulations issued by Customs Authorities of India, from time to time.

We have also examined compliance with the applicable provisions of the following:

- (i) Secretarial Standards with regard to Meeting of Board of Directors (SS-1) and General Meetings (SS-2) issued by The Institute of Company Secretaries of India;
- (ii) The Listing Agreements entered into by the Company with BSE Limited and National Stock Exchange of India Limited and SEBI (Listing Obligations and Disclosure Requirements) Regulations, 2015.

During the period under review the Company has complied with the provisions of the Act, Rules, Regulations, Guidelines, Standards, etc. mentioned above except for:

- An amount of Rs. 8,23,952/- remaining unclaimed in the unpaid dividend account relating to the 1st interim dividend declared during the year 2009-2010 and was due for transfer to Investor Education and Protection Fund pursuant to Section 125(2)(c) of the Companies Act, 2013 and Rules made thereunder on December 22, 2016 was transferred on January 3, 2017, with a delay of twelve days.

#### **We further report that:**

- The Board of Directors of the Company is duly constituted with proper balance of Executive Directors, Non-Executive Directors, Independent Directors and woman Director. The changes in the composition of the Board of Directors that took place during the period under review were carried out in compliance with the provisions of the Act.
- Adequate notice is given to all Directors to schedule the Board Meetings, agenda and detailed notes on agenda were sent at least seven days in advance, before the meetings. Any additional information/ clarification(s) sought by the Directors on the agenda items before the meetings were provided to them.
- All decisions of the Board and Committees thereof were carried with requisite majority.

We further report that based on review of compliance mechanism established by the Company and on the basis of the Compliance Certificate(s) issued by the Company Secretary and taken on record by the Board of Directors at their meeting(s), we are of the opinion that there are adequate systems and processes in place in the Company which is commensurate with the size and operations of the Company to monitor and ensure compliance with applicable laws, rules, regulations and guidelines: -

- As informed, the Company has responded appropriately to notices received from various statutory / regulatory authorities including initiating actions for corrective measures, wherever found necessary.

We further report that during the audit period there were no specific events / actions having a major bearing on Company's affairs in pursuance of the above-referred laws, rules, regulations, guidelines, standards, etc., referred to above.

**For S. N. ANANTHASUBRAMANIAN & CO.**

*Company Secretaries*

**Malati Kumar**

*Partner*

C.P No. : 10980

Date : 18th May, 2017

Place : Thane



## ANNEXURE D

## Form No. AOC-2

(Pursuant to clause (h) of sub-section (3) of section 134 of the Act and Rule 8(2) of the Companies (Accounts) Rules, 2014)

**Form for disclosure of particulars of contracts/arrangements entered into by the company with related parties referred to in sub-section (1) of section 188 of the Companies Act, 2013 including certain arms length transactions under third proviso thereto**

1. Details of contracts or arrangements or transactions not at arm's length basis	Nil
(a) Name(s) of the related party and nature of relationship	
(b) Nature of contracts/arrangements/transactions	
(c) Duration of the contracts / arrangements/transactions	
(d) Salient terms of the contracts or arrangements or transactions including the value, if any	
(e) Justification for entering into such contracts or arrangements or transactions	
(f) date(s) of approval by the Board	
(g) Amount paid as advances, if any:	
(h) Date on which the special resolution was passed in general meeting as required under first proviso to section 188:	
2. Details of material contracts or arrangement or transactions at arm's length basis	
(a) Name(s) of the related party and nature of relationship	
(b) Nature of contracts/arrangements/transactions	
(c) Duration of the contracts / arrangements/transactions	
(d) Salient terms of the contracts or arrangements or transactions including the value, if any:	
(e) Date(s) of approval by the Board, if any:	
(f) Amount paid as advances, if any:	Nil

For and on behalf of the Board of Directors

**Prem Kishan Dass Gupta**  
Chairman & Managing Director  
DIN: 00011670

Place: New Delhi  
Date: 18 May 2017

## ANNEXURE E

## CORPORATE SOCIAL RESPONSIBILITY

**1. Brief Outline of CSR Policy:**

Your Company believes being part of the community where it operates its businesses and making a significant and sustainable contribution which makes a meaningful difference to the community. The vision is to contribute to the social and economic development of the community where we operate. The CSR activities are guided by the provisions and rules under the Companies Act 2013. The Company will undertake projects / activities that are approved under Schedule VII of the Companies Act 2013, as amended from time to time. All projects will be identified in a participatory manner, in consultation with the community by constantly engaging with them. Social organizations which have invested effort, time and dedication in identifying projects, will be consulted. To optimize the results which can be achieved from limited resources, a time frame, budget and action plan will be set, with which significant results can be achieved in a time bound manner. Collaborating with like minded people, organizations and various business

associations which run programs for the benefit of the community through CSR activities will also be done to optimize results. Details of the Corporate Social Responsibility Policy can be accessed by clicking on the web link: <http://www.gateway-distriparks.com/investor.asp>

2. The CSR Committee of the Board consists of Mrs. Mamta Gupta (Chairman), Mr. Prem Kishan Dass Gupta (Managing Director) and Mr. Bhaskar Avula Reddy (Independent Director).
3. Average Net Profit of the Company for the last three years is Rs. 6,610 Lacs
4. Prescribed CSR Expenditure (2% of amount in item 3 above) is Rs. 132.2 Lacs
5. Details of CSR to be spent for the financial year 2016-17:
  - (a) Total Amount to be spent for the financial year 2016-17: Rs. 132.20 Lacs
  - (b) Amount unspent: Nil

(c) Manner in which the amount was spent during FY 2016-17 is detailed below:

(1)	(2)	(3)	(4)	(5)	(6)	(7)	(8)
S. No.	CSR project or activity identified	Sector in which the project is covered	Projects or programs	Amount outlay (budget) project or programs-wise	Amount spent on the projects or programs	Cumulative expenditure upto the reporting period FY 2016-17	Amount spent Direct or through implementing agency
1	Ekal Gramothan Foundation	Promoting Education	Ekal Gramothan Foundation provides mobile computer labs, inside a vehicle. The vehicles visits remote villages and provide computer education to the children. Through its initiative - Ekal on wheels, the foundation is spreading Digital awareness and computer knowledge	Rs.53.24 Lacs	Rs.53.24 Lacs	Rs.53.24 Lacs	Amount spent through Ekal Gramothan Foundation Rs. 53.24 Lacs.
2.	Akal Trust	Setting up of old age homes	Akal Trust has established an Old Age Home for the poor, homeless and penniless persons. They also provide free medical facilities to nearby villages.	Rs.14 Lacs	Rs. 14 Lacs	Rs. 14 Lacs	Amount spent through Akal Trust Rs. 14 Lacs

(1)	(2)	(3)	(4)	(5)	(6)	(7)	(8)
S. No.	CSR project or activity identified	Sector in which the project is covered	Projects or programs	Amount outlay (budget) project or programs-wise	Amount spent on the projects or programs	Cumulative expenditure upto the reporting period FY 2016-17	Amount spent Direct or through implementing agency
3.	Vasantha Memorial Trust	Promoting health care including preventive healthcare	Vasantha Memorial Trust has been providing monetary support and patient care to the cancer affected persons. They conduct awareness programs, counseling & rehabilitation and conducts screening tests.	Rs.25 Lacs	Rs.25 Lacs	Rs.25 Lacs	Amount spent through Vasantha Memorial Trust Rs. 25 Lacs.
4.	Friendicoes-SECA	Animal welfare	Friendicoes-SECA centre serves as a shelter and a hospital for animals. The Centre cares for injured and sick animals and treats over 150-200 animals each day. They provide subsidised pet care for the poor.	Rs.8.75 Lacs	Rs.8.75 Lacs	Rs.8.75 Lacs	Amount spent through Friendicoes-SECA Rs.8.75 Lacs
5.	Sehgal Foundation	Better Sanitation & providing drinking water	Sehgal Foundation addresses the needs of rural communities in the critical areas of water security, food security and better sanitation. They have implemented projects on rainwater harvesting, building awareness of water conservation practices, providing better sanitation facilities.	Rs.17.98 Lacs	Rs.17.98 Lacs	Rs.17.98 Lacs	Amount spent through Sehgal Foundation Rs.17.98 Lacs
6.	Avish Makol Memorial Charitable Trust	Charitable activities	The Trust promotes activities for social welfare in memory of Avish Makol.	Rs.1 Lac	Rs.1 Lac	Rs.1 Lac	Amount spent through Avish Makol Trust Rs. 1 Lac
7.	Indian Association for promotion of adoption & child welfare	Child welfare and Vocational training	The Association promotes adoption of orphaned children, provides training for skill enhancement, provides Educational assistance for under privileged children	Rs.0.30Lac	Rs.0.30 Lac	Rs. 0.30 Lac	Amount spent through IAPA Rs. 0.30 Lac

(1)	(2)	(3)	(4)	(5)	(6)	(7)	(8)
S. No.	CSR project or activity identified	Sector in which the project is covered	Projects or programs	Amount outlay (budget) project or programs-wise	Amount spent on the projects or programs	Cumulative expenditure upto the reporting period FY 2016-17	Amount spent Direct or through implementing agency
8.	Contribution to Prime Minister's Funds	Contribution to Prime Minister's National Relief Fund	The resources of the Prime Minister's National Relief Fund are utilized to render immediate relief to families of those killed in natural calamities like floods, cyclones and earthquakes, etc. and to the victims of the major accidents and riots. Assistance from PMNRF is also rendered, to partially defray the expenses for medical treatment like heart surgeries, kidney transplantation, cancer treatment, etc. The fund consists entirely of public contributions.	Rs.11.93 Lacs	Rs.11.93 Lacs	Rs. 11.93 Lacs	Contribution to Prime Minister's National Relief Fund Rs. 11.93 Lacs

6. The Company has spent 2% of the average net profit for the last financial 3 years on CSR activities during financial year 2016-17.

7. Responsibility statement of CSR Committee:

We, the CSR Committee of the Board of Directors of Gateway Distriparks Limited confirm that the implementation and monitoring of CSR Policy, is in compliance with CSR objectives and Policy of the Company.

**Mr. Prem Kishan Dass Gupta**

*Chairman & Managing Director*

DIN: 00011670

**Mrs. Mamta Gupta**

*Chairman of CSR Committee*

DIN: 00160916

**Mr. R. Kumar**

*Dy CEO & CFO cum*

*Company Secretary*

## ANNEXURE F

Information under Companies  
(Appointment and Remuneration of Managerial Personnel) Rules, 2014

	Non-Executive Directors	Ratio to median employee remuneration	% Increase in remuneration
1	Mr. Bhaskar Avula Reddy	7:1	12%
2	Mr. Arun Kumar Gupta	7:1	NA
3	Mrs. Mamta Gupta	7:1	36%
<b>Key Managerial Personnel</b>			
1	Mr. Prem Kishan Dass Gupta, Chairman & Managing Director	66:1	Nil
2	Mr. Ishaan Gupta, Joint Managing Director	57:1	NA
3	Mr R. Kumar, Deputy Chief Executive Officer and Chief Finance Officer cum Company Secretary	44:1	Nil
<b>Total</b>			
	% Increase in median remuneration of employees		8.1%
	Number of permanent employees on the rolls of the Company		231
	Relationship between average increase in remuneration & company performance	The Profit before Exceptional item and Tax decreased by 25.2%, while average remuneration increased by 13.8%.	
	Comparison of Remuneration of Key Management Personnel against performance of the Company	The Profit before Exceptional item and Tax decreased by 25.2%. The remuneration of Mr. Prem Kishan Dass Gupta decreased by 29.8% and there was no increase in the remuneration of Mr. R. Kumar. The remuneration of Mr. Prem Kishan Dass Gupta, Mr. Ishaan Gupta (appointed as Joint Managing Director in February 2017) and Mr. R. Kumar were respectively 2.68%, 2.31% and 1.78% of Profit before exceptional item and tax.	
<b>Increase / (Decrease) as on March 31, 2017:</b>			
	-Market Capitalisation (compared to on March 31, 2016)		Decreased by 9.7%
	-Price Earnings Ratio (adjusted for exceptional item in 2016 (compared to on March 31, 2016)		Decreased by 23.6%
	- Market Quotation (compared to issue of Global Depository Receipts in December 2005)		Increased by 36.8%
	Average % increase in salaries of employees other than Managerial personnel		13.8%
	Cmpparison of Average % increase in salaries of employees other than Managerial personnel with increase in managerial remuneration	Average % increase in salaries of employees other than Managerial personnel is 13.8%. Managerial remuneration has increased by 21.3%.	
	Key parameters for variable component in Directors remuneration	Total Non-Executive Directors remuneration and Executive Directors remuneration are restricted respectively to 1% and 10% of Net Profit calculated under Section 198 of Companies Act, 2013.	
	Ratio of remuneration highest paid Director to highest paid non director employee		1.5 : 1

**Information pursuant to Clause 5(2) of the Companies  
(Appointment and Remuneration of Managerial Personnel) Rules, 2014**

Sr. No.	Name	Designation	Remuneration received Rs. Lakhs	Qualifications	Experience (Years)	Date of commencement of employment	Age (years)	Last employment before joining the Company	Percentage of Equity Shareholding in the Company
1	Mr. Prem Kishan Dass Gupta	Chairman & Managing Director	179.00	B.Sc	38	20-Jul-96	59		0.37%
2	Mr. Ishaan Gupta	Joint Managing Director	154.00	Bachelor of Science in Business Administration	5	26-May-12	28		0.09%
3	Captain Kapil Anand *	Director - CFS	55.48	Master Mariner	49	01-Sep-16	65	Vaishno Logistics Limited President	0.01%
4	Mr. R. Kumar	Deputy Chief Executive Officer and Chief Finance Officer cum Company Secretary	118.72	B.Sc, ACA, ACS, ICWA	35	01-Dec-00	59	Crest Communication Ltd. VP (Finance) & Company Secretary	0.05%
5	Mr. K Govindarajan*	President (Marketing & Operations)	44.67	B.Com	37	12-Mar-12	59	Mumbai International Airport Private Ltd. Vice President & Head (Cargo)	-
6	Mr. Jacob Thomas*	Sr. Vice President (Operations)	61.28	M.A, B.Sc., Diploma in Computer Science, Diploma in Multi-modal transport (Containerisation) & logistics management, Diploma in Rail transport & Management, and Post Graduate Diploma in Shipping & Export Management.	33	18-Jul-00	56	Container Corporation of India Limited Officer	-

**Notes**

\* Employees for part of the year

Remuneration comprises basic salary, allowances, contribution to Provident Fund and taxable value of perquisites.

Commission & sitting fees to Chairman & Managing Director and Joint Managing Director is considered as remuneration.

Except Mr. Prem Kishan Dass Gupta, Mr. Ishaan Gupta and Mr. Samvid Gupta, none of the employees is related to any director of the company.

The nature of employment is contractual in all the above cases.

**ANNEXURE G****BUSINESS RESPONSIBILITY REPORT****The Business responsibility report**

The Company aims to be a responsible Corporate citizen. In pursuit of this objective, the Company has taken several initiatives on the environmental, social and governance perspective.

**SECTION A: GENERAL INFORMATION**

1. Corporate Identity Number (CIN) of the Company : L74899MH1994PLC164024
2. Name of the Company: Gateway Distriparks Limited
3. Registered address: Sector 6, Dronagiri, Taluka Uran, District Raigad, Navi Mumbai - 400707
4. Website: www.gateway-distriparks.com
5. Email id: investor@gateway-distriparks.com
6. Financial year reported: 31 March 2017
7. Sector that the Company is engaged in: 52109 -Storage and warehousing
8. List of three key services that the Company provides: Handling EXIM containers, General & Bonded warehousing, Customs handling facilities, Cargo stuffing/destuffing & value added services like palletisation, sheet wrapping etc.
9. Total number of locations where business activity is undertaken by the Company: 3
10. Markets served by the Company: National

**SECTION B: FINANCIAL DETAILS**

1. Paid up Capital (INR) : Rs 10,872.80 Lakhs
2. Total Turnover (INR) : Rs. 32,123.42 Lakhs
3. Total profit after taxes (INR) : Rs. 5,170.28 Lakhs
4. Total Spending on Corporate Social Responsibility (CSR) as percentage of profit after tax (%) : Rs. 132.20 Lakhs
5. List of activities in which expenditure in 4 above has been incurred:-
  - (a) Donation made to Prime Minister's Relief Fund -Rs. 11.93 Lakhs
  - (b) Donation made to Akal Trust - Rs. 14.00 Lakhs
  - (c) Donation made to Vasantha Memorial Trust - Rs. 25.00 Lakhs

- (d) Donation made to Ekal Gramothan Trust- Rs. 53.24 Lakhs
- (e) Donation made to Friendicoes-SECA- Rs.8.75 Lakhs
- (f) Donation made to Sehgal Foundation - Rs.17.98 Lakhs
- (g) Donation made to Avish Makol Memorial Charitable Trust - Rs.1 Lakh
- (h) Donation made to Indian Association for promotion of adoption & child welfare- Rs.0.30 Lakh

**SECTION C: OTHER DETAILS**

1. Does the Company have any Subsidiary Company/ Companies?:  
The Company has 3 subsidiaries, 1 Associate and 1 Joint Venture company.
2. Do the Subsidiary Company/Companies participate in the BR Initiatives of the parent company?: No
3. Do any other entity/entities (e.g. suppliers, distributors etc.) that the Company does business with, participate in the BR initiatives of the Company?: No

**SECTION D: BR INFORMATION****1. Details of Director/Directors responsible for BR**

- (a) Details of the Director/Director responsible for implementation of the BR policy/policies
  1. DIN Number :00011670
  2. Name : PREM KISHAN DASS GUPTA
  3. Designation: Chairman & Managing Director
- (b) Details of the BR head

No.	Particulars	Details
1	DIN Number (if applicable)	00011670
2	Name	Prem Kishan Dass Gupta
3	Designation	Chairman & Managing Director
4	Telephone number	022-27246500
5	e-mail id	mail@ntsc.in

## 2. Principle-wise (as per NVGs) BR Policy/policies

(a) Details of compliance (Reply in Y/N)

No	Questions	P1	P2	P3	P4	P5	P6	P7	P8	P9
1	Do you have a policy/ policies for					Yes				
2	Has the policy being formulated in consultation with the relevant stakeholders					Yes				
3	Does the policy conform to any national / international standards? If yes, specify, (Policies conforms with the standards prescribed in the ISO 9001:2008, ISO 14001:2004, OSHAS 18001:2007 Quality Controls)					Yes				
4	Has the policy being approved by the Board? Is yes, has it been signed by MD/ owner/ CEO/ appropriate Board Director?					Yes				
5	Does the company have a specified committee of the Board/ Director/ Official to oversee the implementation of the policy?	The Dy. CEO and DGM (HR) oversees the implementation of the policy and reports to the Audit Committee.								
6	Indicate the link for the policy to be viewed online	<a href="http://www.gateway-distriparks.com/investor.asp">http://www.gateway-distriparks.com/investor.asp</a>								
7	Has the policy been formally communicated to all relevant internal and external stakeholders?					Yes				
8	Does the company have in-house structure to implement the policy/ policies.					Yes				
9	Does the Company have a grievance redressal mechanism related to the policy/ policies to address stakeholders' grievances related to the policy/ policies?					Yes				
10	Has the company carried out independent audit/ evaluation of the working of this policy by an internal or external agency?					Yes				

(b) If answer to the question at serial number 1 against any principle, is 'No', please explain why: (Tick up to 2 options):-  
NOT APPLICABLE

## 3. Governance related to BR

(a) Indicate the frequency with which the Board of Directors, Committee of the Board or CEO to assess the BR performance of the Company. Within 3 months, 3-6 months, Annually, More than 1 year:

*Annually*

(b) Does the Company publish a BR or a Sustainability Report? What is the hyperlink for viewing this report? How frequently it is published?

*Annually*



## SECTION E: PRINCIPLE-WISE PERFORMANCE

### Principle 1: Businesses should conduct and govern themselves with Ethics, Transparency and Accountability

1. Does the policy relating to ethics, bribery and corruption cover only the company? Yes/ No. Does it extend to the Group/ Joint Ventures/ Suppliers/Contractors/NGOs /Others?

*The policy relating to ethics, bribery & corruption covers the Group.*

2. How many stakeholder complaints have been received in the past financial year and what percentage was satisfactorily resolved by the management? If so, provide details thereof, in about 50 words or so.

*No complaints have been received in the past financial year.*

### Principle 2: Businesses should provide goods and services that are safe and contribute to sustainability throughout their life cycle

1. List up to 3 of your products or services whose design has incorporated social or environmental concerns, risks and/or opportunities.
  - (a) Container handling
  - (b) Palletization
  - (c) Other subcontracted activities (fumigation etc.)
2. For each such product, provide the following details in respect of resource use (energy, water, raw material etc.) per unit of product (optional):
  - (a) Reduction during sourcing/production/ distribution achieved since the previous year throughout the value chain?  
**Rs. 14 Lacs**
  - (b) Reduction during usage by consumers (energy, water) has been achieved since the previous year? **Rs. 12 Lacs**
3. Does the company have procedures in place for sustainable sourcing (including transportation)? Yes

#### Purchasing

##### Purchasing Process

The requirement for procurement comes in the form of **Requisition / Delivery Form** from user / store department.

**Purchase Order** shall be prepared and approved by P&A I/C.

Purchase Order shall be placed only on Approved Suppliers.

In case of one time purchase / emergency items, supplier may or may not be an approved supplier.

Follow-up with the supplier shall be done to ensure that job is being carried out as per stipulated delivery schedule.

Copies of Purchase Order shall be distributed as follows:

- (a) Supplier
- (b) Store
- (c) Purchase File

Shortage / Excess / damage / rejection of supply items shall be intimated to Supplier.

All rejected materials shall be returned back to supplier for replacement / modification.

All cash transactions shall require written approval from P&A I/C.

**Purchasing**

**Purchasing Information**

**Supplier development**

The prospective suppliers are identified either to develop them as new source, or replacement of existing supplier, whose performance has deteriorated.

A list of Approved Suppliers shall be maintained as per **List of Approved Suppliers** .

All the new suppliers (including transporter /surveyors) shall be assessed as per Supplier Assessment Form (QAF: PUR: 04) and approved based on:

- (a) Past Performance
- (b) Samples produced
- (c) Availability of related resources
- (d) ISO 9001 certified companies.

**Supplier Rating**

Supplier Rating shall be carried out once in a year to assess the effectiveness of the supplier, in terms of quantity supplied, quality, delivery time and the overall service as per **Supplier Rating Form** In case of surveyor, rating shall be done in surveyor rating form .

Based on the results, action shall be taken on suppliers whose rating is not satisfactory as follows

Poor - shall be terminated

Satisfactory - Need based letters shall be sent to improve.

Above satisfactory - shall be continued.

**Verification of Purchased Product**

Where specified in the contract the customer or his representative shall be accorded the right to verify at Vendors / Company's premises the purchased items to ensure that the same meets the specified requirements.

The above verifications shall not absolve the company of its responsibility to provide acceptable product and shall not preclude subsequent rejections.

The above verifications shall not be used by the company as an evidence of effective Quality Control by Supplier.

- (a) If yes, what percentage of your inputs was sourced sustainably? Also, provide details thereof, in about 50 words or so.
  - 100% of the sourcing is sustainable.
  - Equipment are on Operations and Maintenance Contract for ensuring 100% availability.
  - Industrial Relations are maintained to ensure continuous availability of Outsourced Labour.
- 4. Has the company taken any steps to procure goods and services from local & small producers, including communities surrounding their place of work?  
*Services of Local vendors are availed.*

- (a) If yes, what steps have been taken to improve their capacity and capability of local and small vendors?
  - The Local Vendors are provided assistance with advances to ensure business sustainability.
- 5. Does the company have a mechanism to recycle products and waste? If yes what is the percentage of recycling of products and waste (separately as <5%, 5-10%, >10%). Also, provide details thereof, in about 50 words or so.

*During the year, the company has set up Sewage treatment plant at Navi Mumai.*

**Principle 3 : Businesses should promote the wellbeing of all employees**

1. Please indicate the Total number of employees: 231
2. Please indicate the Total number of employees hired on temporary/contractual/casual basis. Over 1,000
3. Please indicate the Number of permanent women employees. 3
4. Please indicate the Number of permanent employees with disabilities: 1
5. Do you have an employee association that is recognized by management. Yes
6. What percentage of your permanent employees is members of this recognized employee association? Nil
7. Please indicate the Number of complaints relating to child labour, forced labour, involuntary labour, sexual harassment in the last financial year and pending, as on the end of the financial year.

No.	Category	No of complaints filed during the financial year	No of complaints pending as on end of the financial year
1	Child labour/forced labour/involuntary labour	-	-
2	Sexual harassment	-	-
3	Discriminatory	-	-

8. What percentage of your under mentioned employees were given safety & skill up-gradation training in the last year?
  - (a) Permanent Employees -60%
  - (b) Permanent Women Employees -100%
  - (c) Casual/Temporary/Contractual Employees -80%
  - (d) Employees with Disabilities -100%

**Principle 4 : Businesses should respect the interests of, and be responsive towards all stakeholders, especially those who are disadvantaged, vulnerable and marginalised**

1. Has the company mapped its internal and external stakeholders?  
Yes

2. Out of the above, has the company identified the disadvantaged, vulnerable & marginalized stakeholders.  
Yes
3. Are there any special initiatives taken by the company to engage with the disadvantaged, vulnerable and marginalized stakeholders. If so, provide details thereof, in about 50 words or so.  
*301 local persons have been employed.*

**Principle 5: Businesses should respect and promote human rights**

1. Does the policy of the company on human rights cover only the company or extend to the Group/Joint Ventures/Suppliers/Contractors/NGOs/Others?  
*Company*
2. How many stakeholder complaints have been received in the past financial year and what percent was satisfactorily resolved by the management?  
*No complaints were received during the past financial year.*

**Principle 6 : Business should respect, protect, and make efforts to restore the environment**

1. Does the policy related to Principle 6 cover only the company or extends to the Group/Joint Ventures/Suppliers/Contractors/NGOs/others.  
*Company*
2. Does the company have strategies/ initiatives to address global environmental issues such as climate change, global warming, etc? Y/N. If yes, please give hyperlink for webpage etc.  
*The Company is planning to install solar panels*
3. Does the company identify and assess potential environmental risks? Y/N  
Yes
4. Does the company have any project related to Clean Development Mechanism? If so, provide details thereof, in about 50 words or so. Also, if Yes, whether any environmental compliance report is filed?  
*The Company files compliance report with Maharashtra Pollution Control Board*
5. Has the company undertaken any other initiatives on - clean technology, energy efficiency, renewable energy, etc.Y/N. If yes, please give hyperlink for web page etc.

*The Company is planning to install solar panels*

6. Are the Emissions/Waste generated by the company within the permissible limits given by CPCB/SPCB for the financial year being reported?

Yes

7. Number of show cause/ legal notices received from CPCB/SPCB which are pending (i.e. not resolved to satisfaction) as on end of Financial Year.

*No show cause notices were received during the past financial year.*

**Principle 7 : Businesses, when engaged in influencing public and regulatory policy, should do so in a responsible manner**

1. Is your company a member of any trade and chamber or association? If Yes, Name only those major ones that your business deals with:

(a) *Container Freight Stations Association of India (CFSAI)*

(b) *Federation of Indian Export Organisations (FIEO)*

2. Have you advocated/lobbied through above associations for the advancement or improvement of public good? Yes/No; if yes specify the broad areas (drop box: Governance and Administration, Economic Reforms, Inclusive Development Policies, Energy security, Water, Food Security, Sustainable Business Principles, Others)

*As a member of the CFSAI, the Company, had put in efforts to develop roads and infrastructure in and around Dronagiri.*

**Principle 8 : Businesses should support inclusive growth and equitable development**

1. Does the company have specified programmes / initiatives/projects in pursuit of the policy related to Principle 8? If yes details thereof.

*The Company has been contributing to the Prime Ministers Relief Fund. During the past financial year, the company had made a donation to Ekal Gramothan Trust, Akal Trust, Vasantha Memorial Trust, Friendicoes-SECA, Sehgal Foundation and IAPA.*

2. Are the programmes / projects undertaken through in-house team/own foundation/external NGO/government structures/any other organization?

*During the FY 2017, the company had donated to the noble causes of spreading digital awareness (through Ekal Gramothan Trust), extending medical facilities to remote villages (through Akal Trust), providing monetary aid to cancer patients (through Vasantha Memorial Trust), providing better sanitation (through Sehgal Foundation) and other initiatives.*

3. Have you done any impact assessment of your initiative?

*Ekal Gramothan Foundation, through its initiative - Ekal on wheels, provides computer labs in a vehicle and is spreading Digital awareness and computer knowledge to children, by visiting the remote villages. Akal Trust run an Old Age Home for the poor, homeless and penniless persons. They also provide free medical facilities to nearby villages. Vasantha Memorial Trust provides monetary support and patient care to the cancer affected persons. Friendicoes-SECA centre serves as a shelter and a hospital for animals. Sehgal Foundation implemented projects on rainwater harvesting, building awareness of water conservation practices, providing better sanitation facilities. IAPA promotes adoption of orphaned children, provides training for skill enhancement, provides Educational assistance for under privileged children. The resources of the Prime Minister's National Relief Fund are utilized to render immediate relief to families of those killed in natural calamities like floods, cyclones and earthquakes, etc. and to the victims of the major accidents and riots*

4. What is your company's direct contribution to community development projects- Amount in INR and the details of the projects undertaken.

*During the past financial year, the Company had contributed Rs. 11.93 Lacs to Prime Ministers Relief Fund, Akal Trust Rs.14 Lacs, Vasantha Memorial Trust Rs. 25 Lacs, Ekal Gramothan Tust Rs.53.24 Lacs, Friendicoes SECA Rs. 8.75 Lacs, Sehgal Foundation Rs.17.98 Lacs, Avish Makol Memorial Charitable Trust Rs. 1 lac, and Indian Association for promotion of adoption & child welfare Rs.0.30Lacs.*

5. Have you taken steps to ensure that this community development initiative is successfully adopted by the community? Please explain in 50 words, or so.

*Through our CSR initiatives, we are committed to spread knowledge on Digital awareness and computer knowledge, making available medical facilities to remote*

*villages, creating awareness on water conservation. Through our partners, we are implementing projects to provide better sanitation facilities. Our initiatives also extend to provide shelter and a hospital for animals.*

**Principle 9 : Businesses should engage with and provide value to their customers and consumers in a responsible manner**

1. What percentage of customer complaints/consumer cases are pending as on the end of financial year.  
*No complaints were received during the past financial year.*

2. Does the company display product information on the product label, over and above what is mandated as per local laws?  
*Yes/No/N.A. /Remarks(additional information) N.A*
3. Is there any case filed by any stakeholder against the company regarding unfair trade practices, irresponsible advertising and/or anti-competitive behaviour during the last five years and pending as on end of financial year. If so, provide details thereof, in about 50 words or so.  
*No complaints were received during the past financial year.*
4. Did your company carry out any consumer survey/ consumer satisfaction trends? Yes

**ANNEXURE H****Form AOC-I**

(Pursuant to first proviso to section 129(3) and Rule 5 of Companies (Accounts) Rules, 2014)

Statement containing salient features of the Financial Statement of Subsidiaries / Associate Companies / Joint Ventures

**Part A: Subsidiaries**

INR Lakhs

1	Sl. No.	1	2	3
2	Name of the Subsidiary	Gateway Distriparks East Private Limited	Gateway Distriparks (Kerala) Limited	Chandra CFS and Terminal Operators Private Limited
3	Reporting period	<b>Same as Holding Company - April 1, 2016 to March 31, 2017</b>		
4	Reporting Currency	<b>Indian Rupees (Indian Subsidiaries)</b>		
5	Equity Share Capital	800.00	2,305.00	3,483.95
6	Reserves & Surplus	4,101.49	(211.49)	(1,494.65)
7	Total Assets (including Investments)	5,916.84	6,697.59	2,455.52
8	Total Liabilities	1,015.35	4,604.08	466.22
9	Investments	-	-	-
10	Turnover	5,388.61	1,174.15	733.88
11	Profit before Taxation	1,941.72	6.58	(75.45)
12	Provision for Taxation	(15.07)	66.41	-
13	Profit after Taxation	1,956.79	(59.83)	(75.45)
14	Total Comprehensive Income	1,958.98	(59.83)	(79.45)
14	Proposed Dividend	-	-	-
15	% of Shareholding	100%	60%	100%

**Part B: Associates and Joint Ventures**

Statement pursuant to Section 129 (3) of the Companies Act, 2013 related to Associate Companies and Joint Ventures

Rupees Lakhs

	Name of Associate / Joint Venture	Snowman Logistics Limited (Associate)	Gateway Rail Freight Limited (Joint Venture)	Container Gateway Limited (Joint Venture)
1	Latest audited Balance Sheet Date	March 31, 2017	March 31, 2017	March 31, 2017
2	Shares of Associate / Joint Venture held by the Company at the year end			
	No. of Equity Shares	67,254,119	198,100,000	51,000
	Amount of Investment	10,416.99	20,759.42	5.10
	Extent of holding %	40.25%	49.25%	51%

	Name of Associate / Joint Venture	Snowman Logistics Limited (Associate)	Gateway Rail Freight Limited (Joint Venture)	Container Gateway Limited (Joint Venture)
3	Description of how there is significant influence	The Company is represented on the Board of Directors of Snowman Logistics Limited	The Company is represented on the Board of Directors of Gateway Rail Freight Limited	The Joint venture, Gateway Rail Freight Limited is represented on the Board of Directors of Container Gateway Limited
4	Reason why the Associate / Joint Venture is not consolidated	The Company owns less than 50% of the Shareholding and does not control the composition of the Board of Directors of Snowman Logistics Limited. The Associate is included in consolidated Accounts as per Equity method during the current Financial year 2016-17.	The Company owns less than 50% of the Shareholding and does not control the composition of the Board of Directors of Gateway Rail Freight Limited. The Joint Venture is included in consolidated Accounts as per Equity method during the current Financial year 2016-17.	Gateway Rail Freight Limited holds 51% of the Shareholding of Container Gateway Limited. The Joint Venture is included in consolidated Accounts as per Equity method during the current Financial year 2016-17.
5	Net worth attributable to Shareholding as per latest audited Balance Sheet	14,466.92	38,398.41	0.70
6	Profit / (Loss) for the year			
	i. Considered in Consolidation	(224.33)	1,955.01	(1.81)
	ii. Not considered in consolidation	-	-	-

**For and on behalf of the Board of Directors**

**Prem Kishan Dass Gupta**  
Chairman and  
Managing Director

**Shabbir Hassanbhai**  
Director

**R. Kumar**  
Deputy Chief Executive Officer and Chief Finance  
Officer cum Company Secretary

Place: New Delhi  
Date: 18 May 2017

# Independent Auditors' Report

To the Members of  
**Gateway Distriparks Limited**

## Report on the Standalone Indian Accounting Standards (Ind AS) Financial Statements

1. We have audited the accompanying standalone Ind AS financial statements of Gateway Distriparks Limited ("the Company"), which comprise the Balance Sheet as at March 31, 2017, the Statement of Profit and Loss (including Other Comprehensive Income), the Cash Flow Statement and the Statement of Changes in Equity for the year then ended, and a summary of the significant accounting policies and other explanatory information.

## Management's Responsibility for the Standalone Ind AS Financial Statements

2. The Company's Board of Directors is responsible for the matters stated in Section 134(5) of the Companies Act, 2013 ("the Act") with respect to the preparation of these standalone Ind AS financial statements to give a true and fair view of the financial position, financial performance (including other comprehensive income), cash flows and changes in equity of the Company in accordance with the accounting principles generally accepted in India, including the Indian Accounting Standards specified in the Companies (Indian Accounting Standards) Rules, 2015 (as amended) under Section 133 of the Act. This responsibility also includes maintenance of adequate accounting records in accordance with the provisions of the Act for safeguarding of the assets of the Company and for preventing and detecting frauds and other irregularities; selection and application of appropriate accounting policies; making judgments and estimates that are reasonable and prudent; and design, implementation and maintenance of adequate internal financial controls, that were operating effectively for ensuring the accuracy and completeness of the accounting records, relevant to the preparation and presentation of the standalone Ind AS financial statements that give a true and fair view and are free from material misstatement, whether due to fraud or error.

## Auditors' Responsibility

3. Our responsibility is to express an opinion on these standalone Ind AS financial statements based on our audit.

4. We have taken into account the provisions of the Act and the Rules made thereunder including the accounting

and auditing standards and matters which are required to be included in the audit report under the provisions of the Act and the Rules made thereunder.

5. We conducted our audit of the standalone Ind AS financial statements in accordance with the Standards on Auditing specified under Section 143(10) of the Act and other applicable authoritative pronouncements issued by the Institute of Chartered Accountants of India. Those Standards and pronouncements require that we comply with ethical requirements and plan and perform the audit to obtain reasonable assurance about whether the standalone Ind AS financial statements are free from material misstatement.
6. An audit involves performing procedures to obtain audit evidence about the amounts and the disclosures in the standalone Ind AS financial statements. The procedures selected depend on the auditors' judgment, including the assessment of the risks of material misstatement of the standalone Ind AS financial statements, whether due to fraud or error. In making those risk assessments, the auditor considers internal financial control relevant to the Company's preparation of the standalone Ind AS financial statements that give a true and fair view, in order to design audit procedures that are appropriate in the circumstances. An audit also includes evaluating the appropriateness of the accounting policies used and the reasonableness of the accounting estimates made by the Company's Directors, as well as evaluating the overall presentation of the standalone Ind AS financial statements.
7. We believe that the audit evidence we have obtained is sufficient and appropriate to provide a basis for our audit opinion on the standalone Ind AS financial statements.

## Opinion

8. In our opinion and to the best of our information and according to the explanations given to us, the aforesaid standalone Ind AS financial statements give the information required by the Act in the manner so required and give a true and fair view in conformity with the accounting principles generally accepted in India, of the state of affairs of the Company as at March 31, 2017, and its profit (including other comprehensive income), its cash flows and the changes in equity for the year ended on that date.

## Other Matter

9. The financial information of the Company for the year ended March 31, 2016 and the transition date opening



balance sheet as at April 1, 2015 included in these standalone Ind AS financial statements, are based on the previously issued statutory financial statements for the years ended March 31, 2016 and March 31, 2015 prepared in accordance with the Companies (Accounting Standards) Rules, 2006 (as amended) which were audited by us, on which we expressed an unmodified opinion dated April 27, 2016 and April 29, 2015 respectively. The adjustments to those financial statements for the differences in accounting principles adopted by the Company on transition to the Ind AS have been audited by us.

Our opinion is not qualified in respect of above matter.

### Report on Other Legal and Regulatory Requirements

10. As required by the Companies (Auditor's Report) Order, 2016, issued by the Central Government of India in terms of sub-section (11) of section 143 of the Act ("the Order"), and on the basis of such checks of the books and records of the Company as we considered appropriate and according to the information and explanations given to us, we give in the Annexure B a statement on the matters specified in paragraphs 3 and 4 of the Order.

11. As required by Section 143 (3) of the Act, we report that:

- (a) We have sought and obtained all the information and explanations which to the best of our knowledge and belief were necessary for the purposes of our audit.
- (b) In our opinion, proper books of account as required by law have been kept by the Company so far as it appears from our examination of those books.
- (c) The Balance Sheet, the Statement of Profit and Loss (including other comprehensive income), the Cash Flow Statement and the Statement of Changes in Equity dealt with by this Report are in agreement with the books of account.
- (d) In our opinion, the aforesaid standalone Ind AS financial statements comply with the Indian Accounting Standards specified under Section 133 of the Act.
- (e) On the basis of the written representations received from the directors as on March 31, 2017 taken on record by the Board of Directors, none of the directors is disqualified as on March 31, 2017 from being appointed as a director in terms of Section 164 (2) of the Act.
- (f) With respect to the adequacy of the internal

financial controls over financial reporting of the Company and the operating effectiveness of such controls, refer to our separate Report in Annexure A.

(g) With respect to the other matters to be included in the Auditors' Report in accordance with Rule 11 of the Companies (Audit and Auditors) Rules, 2014, in our opinion and to the best of our knowledge and belief and according to the information and explanations given to us:

- i. The Company has disclosed the impact, if any, of pending litigations as at March 31, 2017 on its financial position in its standalone Ind AS financial statements - Refer Note 25;
- ii. The Company has made provision as at March 31, 2017, as required under the applicable law or accounting standards, for material foreseeable losses, if any, on long-term contracts. The Company did not have any derivative contracts as at March 31, 2017.
- iii. The instances of delay in transferring amounts, required to be transferred, to the Investor Education and Protection Fund by the Company, during the year ended March 31, 2017 are as follows:

Nature of dues	Period to which the amount relates	Amount (Rs. In Lakhs)	Payment due date	Date of Payment
Unclaimed Dividend	2009-2010	8.24	December 22, 2016	January 3, 2017

- iv. The Company has provided requisite disclosures in the standalone Ind AS financial statements as to holdings as well as dealings in Specified Bank Notes during the period from 8th November, 2016 to 30th December, 2016. Based on audit procedures and relying on the management representation we report that the disclosures are in accordance with books of account maintained by the Company and as produced to us by the Management - Refer Note 26.

For **Price Waterhouse**  
Firm Registration Number: 301112E  
*Chartered Accountants*

**Partha Ghosh**  
*Partner*

New Delhi  
May 18, 2017

Membership Number: 55913

## Annexure A to Independent Auditors' Report

Referred to in paragraph 11(f) of the Independent Auditors' Report of even date to the members of Gateway Distriparks Limited on the standalone financial statements for the year ended March 31, 2017

### Report on the Internal Financial Controls under Clause (i) of Sub-section 3 of Section 143 of the Act

1. We have audited the internal financial controls over financial reporting of Gateway Distriparks Limited ("the Company") as of March 31, 2017 in conjunction with our audit of the standalone financial statements of the Company for the year ended on that date.

### Management's Responsibility for Internal Financial Controls

2. The Company's management is responsible for establishing and maintaining internal financial controls based on the internal control over financial reporting criteria established by the Company considering the essential components of internal control stated in the Guidance Note on Audit of Internal Financial Controls Over Financial Reporting issued by the Institute of Chartered Accountants of India (ICAI). These responsibilities include the design, implementation and maintenance of adequate internal financial controls that were operating effectively for ensuring the orderly and efficient conduct of its business, including adherence to company's policies, the safeguarding of its assets, the prevention and detection of frauds and errors, the accuracy and completeness of the accounting records, and the timely preparation of reliable financial information, as required under the Act.

### Auditors' Responsibility

3. Our responsibility is to express an opinion on the Company's internal financial controls over financial reporting based on our audit. We conducted our audit in accordance with the Guidance Note on Audit of Internal Financial Controls Over Financial Reporting (the "Guidance Note") and the Standards on Auditing deemed to be prescribed under section 143(10) of the Act to the extent applicable to an audit of internal financial controls, both applicable to an audit of internal financial controls and both issued by the ICAI. Those Standards and the Guidance Note require that we comply with ethical requirements and plan and perform the audit to obtain reasonable assurance about whether adequate internal financial controls over financial reporting was established and maintained and if such controls operated effectively in all material respects.

4. Our audit involves performing procedures to obtain audit evidence about the adequacy of the internal financial controls system over financial reporting and their operating effectiveness. Our audit of internal financial controls over financial reporting included obtaining an understanding of internal financial controls over financial reporting, assessing the risk that a material weakness exists, and testing and evaluating the design and operating effectiveness of internal control based on the assessed risk. The procedures selected depend on the auditor's judgement, including the assessment of the risks of material misstatement of the financial statements, whether due to fraud or error.
5. We believe that the audit evidence we have obtained is sufficient and appropriate to provide a basis for our audit opinion on the Company's internal financial controls system over financial reporting.

### Meaning of Internal Financial Controls Over Financial Reporting

6. A company's internal financial control over financial reporting is a process designed to provide reasonable assurance regarding the reliability of financial reporting and the preparation of financial statements for external purposes in accordance with generally accepted accounting principles. A company's internal financial control over financial reporting includes those policies and procedures that (1) pertain to the maintenance of records that, in reasonable detail, accurately and fairly reflect the transactions and dispositions of the assets of the company; (2) provide reasonable assurance that transactions are recorded as necessary to permit preparation of financial statements in accordance with generally accepted accounting principles, and that receipts and expenditures of the company are being made only in accordance with authorisations of management and directors of the company; and (3) provide reasonable assurance regarding prevention or timely detection of unauthorised acquisition, use, or disposition of the company's assets that could have a material effect on the financial statements.

### Inherent Limitations of Internal Financial Controls Over Financial Reporting

7. Because of the inherent limitations of internal financial controls over financial reporting, including

the possibility of collusion or improper management override of controls, material misstatements due to error or fraud may occur and not be detected. Also, projections of any evaluation of the internal financial controls over financial reporting to future periods are subject to the risk that the internal financial control over financial reporting may become inadequate because of changes in conditions, or that the degree of compliance with the policies or procedures may deteriorate.

### Opinion

8. In our opinion, the Company has, in all material respects, an adequate internal financial controls system over financial reporting and such internal financial controls over financial reporting were operating effectively as

at March 31, 2017, based on the internal control over financial reporting criteria established by the Company considering the essential components of internal control stated in the Guidance Note on Audit of Internal Financial Controls Over Financial Reporting issued by the Institute of Chartered Accountants of India.

For **Price Waterhouse**  
Firm Registration Number: 301112E  
*Chartered Accountants*

**Partha Ghosh**  
*Partner*  
New Delhi  
May 18, 2017  
Membership Number: 55913

## Annexure B to Independent Auditors' Report

Referred to in paragraph 10 of the Independent Auditors' Report of even date to the members of Gateway Distriparks Limited on the standalone financial statements as of and for the year ended March 31, 2017

- i. (a) The Company is maintaining proper records showing full particulars, including quantitative details and situation, of fixed assets.
- (b) The fixed assets of the Company have been physically verified by the Management during the year and no material discrepancies have been noticed on such verification. In our opinion, the frequency of verification is reasonable.
- (c) The title deeds of immovable properties, as disclosed in Note 3 on Property, plant and equipment to the standalone financial statements, are held in the name of the Company, except for freehold land having a carrying value of Rs. 110.17 lakhs as at March 31, 2017.
- ii. The Company is in the business of rendering services, and consequently, does not hold any inventory. Therefore, the provisions of Clause 3(ii) of the said Order are not applicable to the Company.
- iii. The Company has not granted any loans, secured or unsecured, to companies, firms, Limited Liability Partnerships or other parties covered in the register maintained under Section 189 of the Act. Therefore, the provisions of Clause 3(iii), (iii)(a), (iii)(b) and (iii)(c) of the said Order are not applicable to the Company.
- iv. In our opinion, and according to the information and explanations given to us, the Company has complied with the provisions of Section 185 and 186 of the Companies Act, 2013 in respect of the investments made and guarantees provided by it. The Company has not granted any loans or provided any security to the parties covered under Section 185 and 186.
- v. The Company has not accepted any deposits from the public within the meaning of Sections 73, 74, 75 and 76 of the Act and the Rules framed there under to the extent notified.
- vi. The Central Government of India has not specified the maintenance of cost records under sub-section (1) of Section 148 of the Act for any of the products of the Company.
- vii. (a) According to the information and explanations given to us and the records of the Company examined by us, in our opinion, the Company is regular in depositing the undisputed statutory dues, including provident fund, employees' state insurance, income tax, sales tax, service tax, duty of customs, value added tax, cess and other material statutory dues, as applicable, with the appropriate authorities.
- (b) According to the information and explanations given to us and the records of the Company examined by us, there are no dues of sales-tax, duty of customs and value added tax which have not been deposited on account of any dispute. The particulars of dues of income tax and service tax as at March 31, 2017 which have not been deposited on account of a dispute, are as follows:

Name of the statute	Nature of dues	Amount* (Rs. In Lakhs)	Period to which the amount relates	Forum where the dispute is pending
The Finance Act, 1994	Service Tax	90.42	April 1, 2008 to September 30, 2008	Commissioner of Central Excise, Customs and Service Tax
The Finance Act, 1994	Service Tax	382.32	2005-2006 to 2011-2012	Custom, Excise and Service Tax Appellate Tribunal
The Finance Act, 1994	Service Tax	36.89	2010-2011 to 2014-2015	Commissioner of Service Tax (Appeals) - II
Income Tax Act, 1961	Income Tax	1248.69	Assessment Year 2011-2012	Commissioner of Income Tax (Appeals)

\*Net of amount paid under protest excluding interest and penalty

- viii. According to the records of the Company examined by us and the information and explanation given to us, the Company has not defaulted in repayment of loans or borrowings to any bank as at the balance sheet date. The Company does not have any loans or borrowings from any financial institution or Government, nor has it issued any debentures as at the balance sheet date.
- ix. In our opinion, and according to the information and explanations given to us, the moneys raised by way of term loans have been applied for the purposes for which they were obtained. The Company has not raised any moneys by way of initial public offer or further public offer (including debt instruments).
- x. During the course of our examination of the books and records of the Company, carried out in accordance with the generally accepted auditing practices in India, and according to the information and explanations given to us, we have neither come across any instance of material fraud by the Company or on the Company by its officers or employees, noticed or reported during the year, nor have we been informed of any such case by the Management.
- xi. The Company has paid/ provided for managerial remuneration in accordance with the requisite approvals mandated by the provisions of Section 197 read with Schedule V to the Act.
- xii. As the Company is not a Nidhi Company and the Nidhi Rules, 2014 are not applicable to it, the provisions of Clause 3(xii) of the Order are not applicable to the Company.
- xiii. The Company has entered into transactions with related parties in compliance with the provisions of Sections 177 and 188 of the Act. The details of such related party transactions have been disclosed in the standalone financial statements as required under Ind AS 24, Related Party Disclosures specified under Section 133 of the Act, read with Rule 7 of the Companies (Accounts) Rules, 2015.
- xiv. The Company has not made any preferential allotment or private placement of shares or fully or partly convertible debentures during the year under review. Accordingly, the provisions of Clause 3(xiv) of the Order are not applicable to the Company.
- xv. The Company has not entered into any non cash transactions with its directors or persons connected with him. Accordingly, the provisions of Clause 3(xv) of the Order are not applicable to the Company.
- xvi. The Company is not required to be registered under Section 45-IA of the Reserve Bank of India Act, 1934. Accordingly, the provisions of Clause 3(xvi) of the Order are not applicable to the Company.

For **Price Waterhouse**  
Firm Registration Number: 301112E  
*Chartered Accountants*

**Partha Ghosh**  
*Partner*

New Delhi  
May 18, 2017

Membership Number: 55913

**Balance Sheet** as at March 31, 2017

(All amounts in INR lakhs, unless otherwise stated)

	Note	As at 31 March 2017	As at 31 March 2016	As at 1 April 2015
<b>ASSETS</b>				
<b>Non-current assets</b>				
Property, plant and equipment	3	17,814.02	14,302.14	14,411.66
Capital work-in-progress	3	3,382.23	1,872.15	-
Other intangible assets	4	50.65	79.60	-
Intangible assets under development		-	-	13.48
Equity Investments in Subsidiaries, Joint Ventures and Associates	5(a)	38,529.42	38,369.42	38,228.49
<b>Financial assets</b>				
i. Investments	5(b)	17,662.56	16,584.71	15,488.87
ii. Other financial assets	5(d)	423.42	1,641.18	1,397.04
Current tax assets (net)	13(f)	940.79	885.97	795.30
Other non current assets	6	3,576.19	3,728.14	3,302.68
<b>Total non-current assets</b>		<b>82,379.28</b>	<b>77,463.31</b>	<b>73,637.52</b>
<b>Current assets</b>				
<b>Financial assets</b>				
i. Investments	5(c)	2,111.31	1,504.28	-
ii. Trade receivables	5(e)	2,747.24	2,993.05	1,958.17
iii. Cash and cash equivalents	5(f)	680.12	668.59	3,065.01
iv. Bank balances other than (iii) above	5(g)	58.20	1,255.04	2,550.76
v. Other financial assets	5(d)	312.59	190.26	154.95
Other current assets	6	1,237.19	897.77	686.88
Assets classified as held for sale	7	-	-	1,183.39
<b>Total current assets</b>		<b>7,146.65</b>	<b>7,508.99</b>	<b>9,599.16</b>
<b>TOTAL ASSETS</b>		<b>89,525.93</b>	<b>84,972.30</b>	<b>83,236.68</b>
<b>EQUITY AND LIABILITIES</b>				
<b>Equity</b>				
Equity share capital	8(a)	10,872.80	10,872.80	10,872.80
<b>Other equity</b>				
Reserves and Surplus	8(b)	65,834.38	67,929.12	65,275.55
<b>Total equity</b>		<b>76,707.18</b>	<b>78,801.92</b>	<b>76,148.35</b>
<b>LIABILITIES</b>				
<b>Non-current liabilities</b>				
<b>Financial liabilities</b>				
i. Borrowings	9(a)	7,733.18	1,780.60	2,495.64
Provisions	10	156.05	156.05	156.05
Employee Benefit Obligations	12	326.48	287.30	297.23
Deferred tax liabilities (net)	13(d)	399.34	540.01	789.04
<b>Total non-current liabilities</b>		<b>8,615.05</b>	<b>2,763.96</b>	<b>3,737.96</b>
<b>Current liabilities</b>				
<b>Financial liabilities</b>				
i. Trade payables	9(b)	-	-	-
Total Outstanding dues of micro enterprises and small enterprises		-	-	-
Total Outstanding dues of creditors other than micro enterprises and small enterprises		1,247.79	1,522.71	803.84
ii. Other financial liabilities	9(c)	2,080.26	1,163.46	2,059.31
Employee Benefit Obligations	12	501.17	429.58	277.46
Provisions	10	-	-	0.85
Other current liabilities	11	374.48	290.67	208.91
<b>Total current liabilities</b>		<b>4,203.70</b>	<b>3,406.42</b>	<b>3,350.37</b>
<b>Total liabilities</b>		<b>12,818.75</b>	<b>6,170.38</b>	<b>7,088.33</b>
<b>Total equities and liabilities</b>		<b>89,525.93</b>	<b>84,972.30</b>	<b>83,236.68</b>

The above balance sheet should be read in conjunction with the accompanying notes.

In terms of our report of even date.

For **Price Waterhouse**  
Firm Registration No.: FRN 301112E  
Chartered Accountants

For and on behalf of the Board of Directors

**Prem Kishan Dass Gupta**  
Chairman and Managing Director  
DIN: 00011670

**Shabbir Hassanbhai**  
Director  
DIN: 00268133

**Partha Ghosh**  
Partner  
Membership No.: 55913

Place: New Delhi  
Date: 18 May, 2017

**R. Kumar**  
Deputy Chief Executive Officer and  
Chief Finance Officer cum Company Secretary

Place: New Delhi  
Date: 18 May, 2017

**Statement of Profit and Loss** for the year ended March 31, 2017

(All amounts in INR lakhs, unless otherwise stated)

	Note	Year ended 31 March 2017	Year ended 31 March 2016
<b>REVENUES</b>			
Revenue from operations	14	32,123.42	33,062.85
Other income	15	2,690.23	3,547.54
<b>Total Income</b>		<b>34,813.65</b>	<b>36,610.39</b>
<b>EXPENSES</b>			
Operating expenses	16	20,599.42	20,267.79
Employee benefit expense	17	1,721.89	1,513.72
Depreciation and amortisation expense	18	2,149.61	2,254.57
Other expenses	19	3,415.37	3,452.91
Finance costs	20	255.13	201.65
<b>Total expenses</b>		<b>28,141.42</b>	<b>27,690.64</b>
<b>Profit before exceptional items and tax</b>		<b>6,672.23</b>	<b>8,919.75</b>
Exceptional items	33	-	6,306.61
<b>Profit before tax</b>		<b>6,672.23</b>	<b>15,226.36</b>
Income tax expense			
-Current tax	13(a)	1,645.00	3,801.00
-Deferred tax	13(a)	(143.05)	(251.71)
<b>Total tax expense</b>		<b>1,501.95</b>	<b>3,549.29</b>
<b>Profit for the year</b>		<b>5,170.28</b>	<b>11,677.07</b>
<b>Other comprehensive income</b>			
Items that will not be reclassified to profit or loss			
Remeasurements of post-employment benefit obligations	12	6.88	7.73
Income tax relating to the above	13(a)	(2.38)	(2.68)
<b>Other comprehensive income for the year, net of tax</b>		<b>4.50</b>	<b>5.05</b>
<b>Total comprehensive income for the year</b>		<b>5,174.78</b>	<b>11,682.12</b>
<b>Earnings Per Equity Share</b>			
[Face Value Rs. 10 per Share (Previous year: Rs. 10 per Share)]			
Basic/ Diluted earnings per share	30	4.76	10.74

The above statement of profit and loss should be read in conjunction with the accompanying notes.

In terms of our report of even date.

For **Price Waterhouse**  
Firm Registration No.: FRN 301112E  
Chartered Accountants

For and on behalf of the Board of Directors

**Prem Kishan Dass Gupta**  
Chairman and Managing Director  
DIN: 00011670

**Shabbir Hassanbhai**  
Director  
DIN: 00268133

**Partha Ghosh**  
Partner  
Membership No.: 55913

Place: New Delhi  
Date: 18 May, 2017

**R. Kumar**  
Deputy Chief Executive Officer and  
Chief Finance Officer cum Company Secretary

Place: New Delhi  
Date: 18 May, 2017

## Statement of Cash Flow for the year ended March 31, 2017

(All amounts in INR lakhs, unless otherwise stated)

		Year ended 31 March 2017	Year ended 31 March 2016
<b>A Cash Flow from operating activities</b>			
<b>Profit before income tax</b>		<b>6,672.23</b>	<b>15,226.36</b>
Adjustments for			
<b>Add:</b>			
Depreciation and amortisation expenses	18	2,149.61	2,254.57
Finance costs	20	255.13	201.65
Loss on Sale/ Disposal of Tangible Assets	19	-	1.48
Provision for Doubtful Debts	19	31.37	179.11
<b>Less:</b>			
Interest income on fixed deposits with banks	15	(85.19)	(493.74)
Dividend from Subsidiary Company / Associate	15	(1,360.00)	(1,836.27)
Liabilities/ Provisions no Longer Required Written Back	15	(14.77)	(20.55)
Write back of Provision for Doubtful Ground Rent no longer required (net)	15	(16.42)	(83.32)
Net gain on redemption of Investments	15	(48.56)	(102.61)
Net gain on financial asset measured at FVPL	15	(11.31)	(4.28)
Gain on sale of Assets (net)	15	(76.13)	-
Exceptional item (Profit on sale of Assets held for sale)	33	-	(6,306.61)
Premium receivable on redemption and unwinding of discount on investment measured at amortized cost	15	(1,077.85)	(1,006.77)
<b>Change in operating assets and liabilities</b>			
(Increase)/decrease in trade receivables		214.44	(1,213.99)
(Increase)/decrease in other financial assets		(113.54)	30.21
(Increase)/decrease in other non-current assets		129.96	(236.45)
(Increase)/decrease in other current assets		(339.42)	(210.89)
Increase/(decrease) in trade payables		(274.91)	718.87
Increase/(decrease) in other financial liabilities		(111.86)	(106.82)
Increase/(decrease) in Employee benefit obligations		117.65	149.93
Increase/(decrease) in other current liabilities		98.58	102.31
Increase/(decrease) in provisions		-	(0.85)
<b>Cash generated from operations</b>		<b>6,139.01</b>	<b>7,241.34</b>
Income taxes paid	13(f)	(1,699.82)	(3,891.67)
<b>Net cash inflow from operating activities [A]</b>		<b>4,439.19</b>	<b>3,349.67</b>
<b>B Cash flow from investing activities</b>			
Purchase of property, plant and equipment/ intangible assets		(7,037.15)	(4,259.72)
Sale proceeds of property, plant and equipment		203.04	7,494.67
Investment in equity shares/preference shares of subsidiaries		(160.00)	(230.00)
Proceeds from sale of investments		10,352.84	-
Purchase of current investments		(10,900.00)	(1,397.39)
Proceeds on maturity of fixed deposits		2,368.80	1,074.21
Interest received		124.19	481.68
Dividend received from subsidiary/ associate	15	1,360.00	1,836.27
<b>Net cash (outflow)/inflow from investing activities [B]</b>		<b>(3,688.28)</b>	<b>4,999.72</b>



**Statement of Cash Flow** (contd.) for the year ended March 31, 2017

(All amounts in INR lakhs, unless otherwise stated)

		Year ended 31 March 2017	Year ended 31 March 2016
<b>C Cash flow from financing activities</b>			
Repayment of borrowings		(756.51)	(1,505.64)
Proceeds from borrowings		7,498.13	-
Dividend on shares (including dividend distribution tax)	8(b)(iv)	(7,269.52)	(9,028.55)
Interest paid		(211.48)	(211.62)
<b>Net cash outflow from financing activities [C]</b>		<b>(739.38)</b>	<b>(10,745.81)</b>
<b>Net increase/(decrease) in cash and cash equivalents [A+B+C]</b>		<b>11.53</b>	<b>(2,396.42)</b>
Cash and cash equivalents at the beginning of the financial year	5(f)	668.59	3,065.01
<b>Cash and cash equivalents at the end of the year</b>	<b>5(f)</b>	<b>680.12</b>	<b>668.59</b>
<b>Reconciliation of Cash Flow statements as per the cash flow statement</b>			
<b>Cash Flow statement as per above comprises of the following</b>			
Cash and cash equivalents	5(f)	680.12	668.59
<b>Balances as per statement of cash flows</b>		<b>680.12</b>	<b>668.59</b>

The above statement of cash flows should be read in conjunction with the accompanying notes.

For **Price Waterhouse**  
Firm Registration No.: FRN 301112E  
Chartered Accountants

For and on behalf of the Board of Directors

**Prem Kishan Dass Gupta**  
*Chairman and Managing Director*  
DIN: 00011670

**Shabbir Hassanbhai**  
*Director*  
DIN: 00268133

**Partha Ghosh**  
Partner  
Membership No.: 55913

**R. Kumar**  
*Deputy Chief Executive Officer and  
Chief Finance Officer cum Company Secretary*

Place: New Delhi  
Date: 18 May, 2017

Place: New Delhi  
Date: 18 May, 2017

**Standalone statement of changes in equity** for the year ended March 31, 2017

(All amounts in INR lakhs, unless otherwise stated)

**(A) Equity share capital**

	Note	
As at 1 April 2015	8(a)	10,872.80
Changes in equity share capital		-
As at 31 March 2016	8(a)	10,872.80
Changes in equity share capital		-
As at 31 March 2017	8(a)	10,872.80

**(B) Other equity**

	Note	Reserves and Surplus				
		Securities premium reserve	Capital Redemption Reserve	General Reserves	Retained Earnings	Total other Equity
<b>Balance as at 1 April 2015</b>	<b>8(b)</b>	<b>34,249.18</b>	<b>788.34</b>	<b>4,900.20</b>	<b>25,337.83</b>	<b>65,275.55</b>
Profit for the year		-	-	-	11,677.07	11,677.07
Other Comprehensive Income, net of tax		-	-	-	5.05	5.05
<b>Total comprehensive income for the year</b>		-	-	-	<b>11,682.12</b>	<b>11,682.12</b>
Dividend paid (including dividend distribution tax)		-	-	-	9,028.55	9,028.55
<b>Balance as at 31 March 2016</b>	<b>8(b)</b>	<b>34,249.18</b>	<b>788.34</b>	<b>4,900.20</b>	<b>27,991.40</b>	<b>67,929.12</b>
<b>Balance as at 1st April 2016</b>		<b>34,249.18</b>	<b>788.34</b>	<b>4,900.20</b>	<b>27,991.40</b>	<b>67,929.12</b>
Profit for the year		-	-	-	5,170.28	5,170.28
Other Comprehensive Income, net of tax		-	-	-	4.50	4.50
<b>Total comprehensive income for the year</b>		-	-	-	<b>5,174.78</b>	<b>5,174.78</b>
Dividend paid (including dividend distribution tax)		-	-	-	7,269.52	7,269.52
<b>Balance as at 31 March 2017</b>	<b>8(b)</b>	<b>34,249.18</b>	<b>788.34</b>	<b>4,900.20</b>	<b>25,896.66</b>	<b>65,834.38</b>

In terms of our report of even date.

For **Price Waterhouse**  
Firm Registration No.: FRN 301112E  
Chartered Accountants

**Partha Ghosh**  
Partner  
Membership No.: 55913

Place: New Delhi  
Date: 18 May, 2017

For and on behalf of the Board of Directors

**Prem Kishan Dass Gupta**  
Chairman and Managing Director  
DIN: 00011670

**R. Kumar**  
Deputy Chief Executive Officer and  
Chief Finance Officer cum Company Secretary

Place: New Delhi  
Date: 18 May, 2017

**Shabbir Hassanbhai**  
Director  
DIN: 00268133

## Notes annexed to and forming part of the Standalone Financial Statements for the year ended March 31, 2017

(All amounts in INR lakhs, unless otherwise stated)

### Background

Gateway Distriparks Limited (the 'Company') is engaged in business of Container related logistics. The Company was incorporated on 6 April, 1994. The Company's equity shares are listed on the Bombay Stock Exchange Limited (BSE) and the National Stock Exchange (NSE). The Company's primary business is to operate Container Freight Stations ("CFS"), which are facilities set up for the purpose of in-transit container handling, examination, assessment of cargo with respect to regulatory clearances, both import and export. The Company started operations with a CFS at the Country's premier container port of Jawaharlal Nehru Port Trust (JNPT). Since 1 February, 2007, the Company has been the Operations and Management Operator of Punjab Conware's CFS, which is also located at JNPT, for 15 years. The Company acquired a CFS at Chennai after amalgamation of its wholly owned subsidiary Gateway Distriparks (South) Private Limited with effect from 1 April, 2014. The Company has set up a CFS during the year ended 31 March, 2017 and is in process of setting up General warehouse facilities at Krishnapatnam in Andhra Pradesh. These CFS provide common user facilities offering services for Container Handling, Transport and Storage of import / export laden and empty containers and cargo carried under customs control.

### 1 Significant Accounting Policies:

This note provides a list of the significant accounting policies adopted in the preparation of these financial statements. These policies have been consistently applied to all the years presented, unless otherwise stated.

#### (a) Basis of Preparation:

##### (i) Compliance With Ind AS

The Financial statements comply in all material aspects with Indian Accounting Standards (Ind AS) notified under Section 133 of the companies Act, 2013 (the Act) [Companies (Indian Accounting Standards) Rules, 2015] and other relevant provisions of the Act.

The Financial statements up to year ended 31 March 2016 were prepared in accordance with the accounting standards notified under Companies (Accounting Standards) Rules, 2006 (as amended) and other relevant provisions of the Act.

These Financial statements are the first financial statements of the company under Ind AS. Refer note 29 for an explanation of how the transition from previous GAAP to Ind AS has affected the company's financial position, financial performance and cash flows.

##### (ii) Historical Cost Convention

The financial statements have been prepared on a historical cost basis, except for the following.

- Certain financial instruments that are measured at fair value;
- Define benefit plan-plan assets measured at fair value; and
- Assets held for sale-measured at lower of carrying value and fair value less cost to sell.

#### (b) Investments in subsidiaries, associates and joint ventures

Investments in subsidiaries, joint ventures and associates are recognised at cost as per Ind AS 27 in these separate financial statements.

##### Transition to Ind AS

Upon first-time adoption of Ind AS, the Company has elected to continue with the carrying value of all of its investments in subsidiaries, associates and joint venture recognised as at April 1, 2015 measured as per the previous GAAP and use that carrying value as the deemed cost of investments in subsidiaries, associates and joint ventures.

#### (c) Investment in Compound Financial Instruments issued by subsidiaries and joint ventures

Company considers issuance of non-market rate redeemable preference shares by subsidiary and joint venture as compound instrument comprising a loan with market terms and a capital injection and hence treat the difference between the cash paid and fair value on initial recognition as an addition to the investment in the subsidiary or joint venture and presented separately as 'Equity component of Zero Coupon Redeemable Preference Shares' under 'Non-Current Investments'. Equity Component is not subsequent remeasured.

#### (d) Segment Reporting:

Operating segments are reported in a manner consistent with the internal reporting provided to the Chief Operating Decision Maker ("CODM") of the company. The CODM, who is responsible for allocating resources and assessing

## Notes annexed to and forming part of the Standalone Financial Statements for the year ended March 31, 2017

(All amounts in INR lakhs, unless otherwise stated)

performance of the operating segments, has been identified as the Chairman and Managing Director of the company. The company has identified one reportable segment "Container Freight Station" i.e. based on the information reviewed by CODM. Refer note 24 for segment information presented.

### (e) Foreign currency translation:

#### (i) Functional and presentation currency

Items included in the financial statements are measured using the currency of the primary economic environment in which the entity operates ('the functional currency'). The financial statements are presented in Indian Rupee (INR), which is the Company's functional and presentation currency.

#### (ii) Transactions and balances

Foreign currency transactions are translated into functional currency using the exchange rates prevailing on the date of the transactions. Foreign exchange gains and losses resulting from the settlement of such transactions and from the translation of monetary assets and liabilities denominated in foreign currencies at year end exchange rates are generally recognised in Statement of profit and loss.

Foreign exchange differences regarded as an adjustment to borrowing costs are presented in the statement of profit and loss, within finance cost. All other foreign exchange gains and losses are presented in the Statement of profit and loss on a net basis.

Non-monetary assets and liabilities denominated in a foreign currency and measured at historical cost are translated at the exchange rate prevalent at the date of transaction.

Non-monetary items that are measured at fair value in a foreign currency are translated using the exchange rates at the date when the fair value was determined. Translation difference on assets and liabilities carried at fair value are reported as part of the fair value gain or loss. For example, translation differences on non-monetary assets and liabilities such as equity instruments held at fair value through profit or loss are recognised in statement of profit and loss as part of the fair value gain or loss and translation differences on non-monetary assets such as equity investments classified as FVOCI are recognised in other comprehensive income.

All monetary assets and liabilities in foreign currency are restated at the end of accounting period. With respect to long-term foreign currency monetary items, the Company has adopted the following policy:

Long Term foreign currency monetary item taken upto 31 March 2016 on depreciable assets:

- Foreign exchange difference on account of long term foreign currency loan on a depreciable asset, are adjusted in the cost of the depreciable asset, which would be depreciated over the balance life of the asset.

Long Term foreign currency monetary item taken after 01 April 2016 on depreciable assets:

- Foreign exchange difference on account of a depreciable assets, are included in the Statement of profit and Loss.

A monetary asset or liability is termed as a long-term foreign currency monetary item, if the asset or liability is expressed in a foreign currency and has a term of 12 months or more at the date of origination of the asset or liability.

### (f) Revenue Recognition.

Revenue is measured at the fair value of the consideration received or receivable. Amounts disclosed as revenue are net of returns, trade allowances, rebates, value added taxes and amounts collected on behalf of third parties.

The Company recognises revenue when the amount of revenue can be reliably measured, it is probable that future economic benefit will flow to the entity and specific criteria have been met for each of the company activities as described below. The Company bases its estimates on historical results, taking into consideration the type of customer, the type of transaction and the specifics of each arrangement.

- Income from Container handling, storage and transportation are recognised on proportionate completion of the movement and delivery of goods to the party/designated place.
- Income from Ground Rent is recognised for the period the container is lying in the Container Freight Station. However, in case of long standing containers, the income from Ground Rent is not accrued for a period beyond 60 days as on the basis of past history the collectability is not reasonably assured.

## Notes annexed to and forming part of the Standalone Financial Statements for the year ended March 31, 2017

(All amounts in INR lakhs, unless otherwise stated)

- (iii) Income from auction sales is recognised when the company auctions long-standing cargo that has not been cleared by customs. Revenue and expenses for Auction sales are recognised when auction is completed after obtaining necessary approvals from appropriate authorities. Auction sales include recovery of the cost incurred in conducting auctions, accrued ground rent and handling charges relating to long-standing cargo. Surplus, out of auctions, if any, after meeting all expenses and the actual ground rent, is credited to a separate account 'Auction Surplus' and is shown under the head 'Other Current Liabilities'. Unclaimed Auction Surplus, if any, in excess of period specified under the Limitations Act is written back as 'Income' in the following financial year.

### (g) Income Tax:

The income tax expense or credit for the period is the tax payable on the current period's taxable income based on the applicable income tax rate adjusted by changes in deferred tax assets and liabilities attributable to temporary differences and to unused tax losses.

The current income tax charge is calculated on the basis of the tax laws enacted or substantively enacted at the end of the reporting period where the company generate taxable income. Management periodically evaluates position taken in tax returns with respect to situations in which applicable tax regulation is subject to interpretation. It establishes provisions where appropriate on the basis of amounts expected to be paid to the tax authorities.

Deferred income tax is provided in full, using the liability method, on temporary differences arising between the tax bases of assets and liabilities and their carrying amounts in the financial statements. Deferred income tax is determined using tax rates (and laws) that have been enacted or substantially enacted by the end of the reporting period and are expected to apply when the related deferred income tax asset is realised or the deferred income tax liability is settled.

Deferred tax assets are recognised for all deductible temporary differences and unused tax losses only if it is probable that future taxable amounts will be available to utilise those temporary differences and losses.

Deferred tax assets are not recognised for temporary differences between the carrying amount and tax bases of investments in subsidiaries, branches and associates and interest in joint arrangements where it is not probable that the differences will reverse in the foreseeable future and taxable profit will not be available against which the temporary differences can be utilised.

Deferred tax assets and liabilities are offset when there is a legally enforceable right to offset current tax assets and liabilities and when the deferred tax balances relate to the same taxation authority. Current tax assets and tax liabilities are offset where the entity has a legally enforceable right to offset and intends either to settle on a net basis, or to realise the assets and settle the liability simultaneously.

Current and deferred tax is recognised in Statement of profit and loss, except to the extent that it relates to items recognised in other comprehensive income or directly in equity. In this case, the tax is also recognised in other comprehensive income or directly in equity, respectively.

### (h) Leases:

#### As a lessee

Leases in which a significant portion of the risks and rewards of ownership are not transferred to the Company as lessee are classified as operating leases. Payments made under operating leases (net of any incentive received from the lessor) are charged to Statement of profit and loss on a straight line basis over the period of the lease unless the payments are structured to increase in line with expected general inflation to compensate for the lessor's expected inflationary cost increases.

### (i) Impairment of assets

Intangible assets that have an indefinite useful life are not subject to amortisation and are tested annually for impairment, or more frequently if events or changes in circumstances indicate that they might be impaired. Other assets are tested for impairment whenever events or changes in circumstances indicate that the carrying amount may not be recoverable. An impairment loss is recognised for the amount by which the asset's carrying amount exceeds its recoverable amount. The recoverable amount is the higher of an asset's fair value less costs of disposal and value in use. For the purposes of assessing impairment, assets are grouped at the lowest levels for which there are separately identifiable cash inflows

## Notes annexed to and forming part of the Standalone Financial Statements for the year ended March 31, 2017

(All amounts in INR lakhs, unless otherwise stated)

which are largely independent of the cash inflows from other assets or groups of assets (cash-generating units). Non-financial assets other than goodwill that suffered an impairment are reviewed for possible reversal of the impairment at the end of each reporting period.

### (j) Cash and Cash equivalents

For the purpose of presentation in the statement of cash flows, cash and cash equivalents includes cash on hand, demand deposits with banks, other short-term highly liquid investments with original maturities of three months or less that are readily convertible to known amounts of cash and which are subject to an insignificant risk of changes in value, and bank overdraft. Bank overdraft are shown within borrowing in current liabilities in the balance sheet.

### (k) Trade Receivables

Trade Receivables are recognised initially at fair value and subsequently measured at amortised cost using the effective interest method, less provision for impairment.

### (l) Investments and other financial assets

#### (i) Classification

The Company classifies financial assets in the following measurement categories:

- those to be measured subsequently at fair value (either through other comprehensive income, or through statement of profit and loss and
- those measured at amortised cost.

The classification depends on the entity's business model for managing the financial assets and the contractual terms of the cash flows.

For the assets measured at fair value, gain and losses will either be recorded in statement of profit and loss or other comprehensive income. For investment in debt instrument, this will depends on the business model in which the investment is held.

The group reclassifies debt investments when and only when its business model for managing those assets changes.

#### (ii) Measurement

At initial recognition, the company measures a financial assets at its fair value plus, in the case of a financial assets not at fair value through profit or loss, transaction costs that are directly attributable to the acquisition to the financial assets. Transaction costs of financial assets carried at fair value through profit or loss are recognised immediately in statement of profit and loss.

#### Debt Instruments

Subsequent measurement of debt instruments depends on the company's business model for managing the asset and cash flow characteristics of the asset. There are three measurement categories into which the Company classifies its debt instruments.

1. Amortised Cost: Assets that are held for the collection of contractual cash flows where those cash flows represent solely payments of principal and interest are measured at amortised cost. A gain or loss on a debt investment that is subsequently measured at amortised cost and is not part of a hedging relationship is recognised in profit or loss when the asset is derecognised or impaired. Interest income from these financial assets is included in finance income using the effective interest rate method.
2. Fair value through other comprehensive Income (FVOCI): Assets that are held for the collection of contractual cash flows and for selling the financial assets, where the assets cash flows represent solely payments of principal and interest, are measured at fair value through other comprehensive income (FVOCI). Movements in the carrying amount are taken through OCI, except for the recognition of impairment gains or losses, interest revenue and foreign exchange gains and losses which are recognised in statement of profit and loss. When the financial asset is derecognised, the cumulative gain or loss previously recognised in OCI is reclassified from equity to statement of profit and loss. Interest Income from these financial assets is included in finance income using the effective interest rate method.

## Notes annexed to and forming part of the Standalone Financial Statements for the year ended March 31, 2017

(All amounts in INR lakhs, unless otherwise stated)

3. Fair Value through profit or loss (FVPL): Assets that do not meet the criteria for amortised cost or FVOCI are measured as fair value through profit or loss. A gain or loss on a debt investment that is subsequently measured at fair value through profit or loss and is not part of a hedging relationship is recognised in profit or loss and presented net in the statement of profit and loss in the period in which it arises. Dividend income from these financial assets is included in other income.

### (iii) Impairment of financial assets

The Company applies the expected credit loss model for recognising impairment loss on financial assets measured at amortised cost, trade receivables and other contractual rights to receive cash or other financial assets.

For trade receivables only, the Company applies the simplified approach permitted by Ind AS 109 Financial Instruments, which requires expected lifetime losses to be recognised from initial recognition of the receivables.

### (iv) Derecognition of financial assets

A financial assets is derecognised only when

- The company has transferred the right to receive cash flows from the financial assets or
- Retains the contractual rights to receive the cash flows of the financial assets, but assumes a contractual obligation to pay cash flows to one or more recipients.

When the entity has transferred an asset, the company evaluates whether it has transferred substantially all risks and rewards of ownership of the financial asset. In such cases, the financial asset is derecognised. Where the entity has not transferred substantially all risks and rewards of ownership of the financial asset, the financial asset is not derecognised.

Where the entity has neither transferred a financial asset nor retains substantially all risks and rewards of ownership of the financial asset, the financial asset is derecognised if the Company has not retained control of the financial asset. Where the Company retains control of the financial asset, the asset is continued to be recognised to the extent of continuing involvement in the financial asset.

### (v) Income recognition

- (i) Interest: Interest income is recognised on a time proportion basis taking into account the amount outstanding and the effective interest rate.
- (ii) Dividend: Dividend income is recognised when the right to receive dividend is established.

### (m) Offsetting financial instruments

Financial assets and liabilities are offset and the net amount is reported in the balance sheet where there is a legally enforceable right to offset the recognised amounts and there is an intention to settle on a net basis or realise the assets and settle the liability simultaneously. The legally enforceable right must not be contingent on future events and must be enforceable in the normal course of business and in the event of default, insolvency or bankruptcy of the company or the counterparty.

### (n) Property, Plant and equipment

Freehold land is carried at historical cost. All other items of property, plant and equipment are stated at historical cost less depreciation. Historical cost includes expenditure that is directly attributable to the acquisition of the items.

Subsequent costs are included in the asset's carrying amount or recognised as a separate asset, as appropriate, only when it is probable that future economic benefits associated with the item will flow to the company and cost can be measured reliably. The carrying amount of any component accounted for as a separate assets is derecognised when replaced. All other repairs and maintenance are charged to statement of profit and loss during the reporting period in which they are incurred.

### Transition to Ind AS

On transition to Ind AS, the company has elected to continue with the carrying value of all of its property, plant and equipment recognised as at 1 April 2015 measured as per previous GAAP and use that carrying value as the deemed cost of the property, plant and equipment.

**Notes annexed to and forming part of the Standalone Financial Statements** for the year ended March 31, 2017

(All amounts in INR lakhs, unless otherwise stated)

**Depreciation methods, estimated useful lives and residual value**

Depreciation on additions/ deletions to Tangible and Intangible Assets is calculated on pro-rata basis from the month of such additions/ deletions. The Company provides depreciation on straight-line method at the rates specified under Schedule II to the Companies Act, 2013, except for:

- Reach Stackers and forklifts (included in Other Equipments) are depreciated over a period of ten years, based on the technical evaluation;
- Additions/ construction of Building, Electrical Installations, Furniture and Fixtures and Office Equipments at Punjab Conware CFS is being amortised over the balance period of the Operations and Management Agreement of the CFS with effect from 1 July, 2007;
- Assets individually costing less than Rs. 5,000 are fully depreciated in the year of acquisition/ construction.

Gains and losses on disposal are determined by comparing proceeds with carrying amount. These are included in statement of profit and loss.

**(o) Intangible Assets**

Intangible assets purchased are measured at cost or fair value as of the date of acquisition, as applicable, less accumulated amortisation and accumulated impairment, if any. Intangible assets of the Company consist of computer software and is amortised under straight line method over a period of three years.

**Transition to Ind AS**

On the transition to Ind AS, The company has elected to continue with the carrying value of all of intangible assets recognised as at 1 April 2015 measured as per the previous GAAP and use that carrying value as the deemed cost of intangible assets.

**(p) Trade and other Payables**

These amounts represent liabilities for goods and services provided to the Company prior to the end of financial year which are unpaid. The amounts are unsecured. Trade and other payables are presented as current liabilities unless payment is not due within 12 months after the reporting period. They are recognised initially at their fair value and subsequently measured at amortised cost using effective interest method.

**(q) Borrowings**

Borrowings are initially recognised at fair value, net of transaction costs incurred. Borrowings are subsequently measured at amortised cost. Any difference between the proceeds (net of transaction cost) and redemption amount is recognised in profit or loss over the period of the borrowings using the effective interest rate method. Fees paid on the establishment of loan facilities are recognised as transaction costs of the loan to the extent that it is probable that some or all of the facility will be drawn down. In this case, the fee is deferred until the draw down occurs. To the extent there is no evidence that it is probable that some or all of the facility will be drawn down, the fee is capitalised as a prepayment for liquidity services and amortised over the period of the facility to which it relates.

Borrowings are removed from the balance sheet when the obligation specified in the contract is discharged, cancelled or expired. The difference between the carrying amount of a financial liability that has been extinguished or transferred to another party and the consideration paid, including any non-cash assets transferred or liabilities assumed, is recognised in statement of profit and loss.

Borrowings are classified as current liabilities unless the company has an unconditional right to defer settlement of the liability for at least 12 months after the reporting period. Where there is a breach of a material provision of a long-term arrangement on or before the end of the reporting period with the effect that the liability becomes payable on demand on the reporting date, the entity does not classify the liability as current, if the lender agreed, after the reporting period and before the approval of the financial statements for issue, not to demand payment as a consequence of the breach.

**(r) Borrowing Cost:**

General and specific borrowing costs that are directly attributable to the acquisition, construction or production of a qualifying assets are capitalised during the period of time that is required to complete and prepare the assets for its



## Notes annexed to and forming part of the Standalone Financial Statements for the year ended March 31, 2017

(All amounts in INR lakhs, unless otherwise stated)

intended use or sale. Qualifying assets are assets that necessarily take a substantial period of time to get ready for their intended use or sale

Investment income earned on the temporary investment of specific borrowings pending their expenditure on qualifying assets is deducted from the borrowing costs eligible for capitalisation.

Other borrowing costs are expensed in the period in which they are incurred.

### (s) Provisions:

Provisions are recognised when the company has a present legal or constructive obligation as a result of past events, it is probable that an outflow of resources will be required to settle the obligation and the amount can be reliably estimated. Provisions are not recognised for future operating losses.

Where there are a number of similar obligations, the likelihood that an outflow will be required in settlement is determined by considering the class of obligations as a whole. A provision is recognised even if the likelihood of an outflow with respect to any one item included in the same class of obligations may be small.

Provision are measured at the present value of management's best estimate of the expenditure required to settle the present obligation at the end of the reporting period. The discount rate used to determine the present value is a pre-tax rate that reflects current market assessments of the time value of money and the risk specific to the liability. The increase in the provision due to the passage of time is recognised as interest expense.

### (t) Employee Benefits:

#### (i) Short term obligations

Liabilities for wages and salaries, including non-monetary benefits that are expected to be settled wholly within 12 months after the end of the period in which the employees render the related service are recognised in Statement of profit and loss in respect of employees service up to the end of the reporting period and are measured at the amounts expected to be paid when the liabilities are settled. The liabilities are presented as current employee benefit obligations in the balance sheet.

#### (ii) Other long term employee benefit obligations

The liabilities for earned leave and sick leave are not expected to be settled wholly within 12 months after the end of the period in which the employees render the related service. They are therefore measured as the present value of expected future payments to be made in respect of services provided by employees up to the end of the reporting period using the projected unit credit method. The benefits are discounted using the market yields at the end of the reporting period that have terms approximating to the terms of the related obligation. Remeasurement as a result of experience adjustments and changes in actuarial assumptions are recognised in profit or loss.

#### (iii) Post employment obligations

The Company operates the following post-employment schemes:

- 1) Defined benefit plans such as gratuity; and
- 2) Defined contribution plans such as provident fund.

#### Gratuity Obligations

The liability recognised in the balance sheet in respect of defined benefit gratuity plan is the present value of the defined obligation at the end of the reporting period less the fair value of plan assets. The defined benefit obligation is calculated annually by actuaries using the projected unit credit method.

The present value of the defined benefit obligation denominated in INR is determined by discounting the estimated future cash outflow by reference to market yields at the end of the reporting period on government bonds that have terms approximating to the terms of the related obligations.

The net interest cost is calculated by applying the discount rate to the net balance of defined benefit obligations and fair value of plan assets. This cost is included in employee benefit expenses in the statement of profit and loss.

Remeasurement gains and losses arising from experience adjustment and changes in actuarial assumptions are recognised in the period in which they occur, directly in other comprehensive income. They are included in retained earnings in the statement of changes in equity and in the balance sheet.

**Notes annexed to and forming part of the Standalone Financial Statements** for the year ended March 31, 2017

(All amounts in INR lakhs, unless otherwise stated)

Changes in the present value of the defined benefit obligation resulting from plan amendments or curtailments are recognised immediately in statement of profit and loss as past service cost.

**Defined Contribution Plans**

The company pays provident fund contribution to publicly administered provident funds as per local regulations. The Company has no further payment obligations once the contributions have been paid. The contributions are accounted for as defined contribution plans and the contributions are recognised as employee benefit expense when they are due.

**(iv) Bonus Plan**

The company recognise the liability and an expenses for bonus. The company recognise a provision where contractually obliged or where there is a past practice that has created a constructive obligation.

**(u) Earnings per Share:****(i) Basic earnings per share**

Basic earnings per share is calculated by dividing:

- 1) The profit attributable to the owner of the Company
- 2) by the weighted average number of equity share outstanding during the financial year, adjusted for bonus elements in equity shares.

**(ii) Diluted earnings per share**

Diluted earnings per share adjusts the figure used in the determination of basic earnings per share to take into account:

- 1) the after income tax effect of interest and other financing costs associated with dilutive potential equity shares, and
- 2) the weighted average number of additional equity shares that would have been outstanding assuming the conversion of all dilutive potential equity shares.

**(v) Contributed Equity**

Equity shares are classified as equity.

Incremental costs directly attributable to the issue of new shares or options are shown in equity as a deduction, net of tax, from the proceeds.

**(w) Dividends**

Provision is made for the amount of any dividend declared, being appropriately authorised and no longer at the discretion of the entity, on or before the end of the reporting period but not distributed at the end of the reporting period.

**(x) Derivatives**

Derivatives are initially recognised at fair value on the date a derivative contract is entered into and are subsequently re-measured to their fair value at the end of each reporting period. The accounting for subsequent changes in fair value depends on whether the derivative is designated as a hedging instrument, and if so, the nature of the item being hedged and the type of hedge relationship designated.

**(y) Embedded foreign currency derivatives**

Embedded foreign currency derivatives are not separated from the host contract if they are closely related. Such embedded derivatives are closely related to the host contract, if the host contract is not leveraged, does not contain any option feature and requires payments in one of the following currencies:

- the functional currency of any substantial party to that contract,
- the currency in which the price of the related good or service that is acquired or delivered is routinely denominated in commercial transactions around the world,
- a currency that is commonly used in contracts to purchase or sell non-financial items in the economic environment in which the transaction takes place (i.e. relatively liquid and stable currency)

**(z) Business combinations**

The acquisition method of accounting is used to account for all business combinations, regardless of whether equity instruments or other assets are acquired. The consideration transferred for the acquisition of a subsidiary comprises the

**Notes annexed to and forming part of the Standalone Financial Statements** for the year ended March 31, 2017

(All amounts in INR lakhs, unless otherwise stated)

- 1) fair values of the assets transferred;
- 2) liabilities incurred to the former owners of the acquired business;
- 3) equity interests issued by the company; and
- 4) fair value of any asset or liability resulting from a contingent consideration arrangement.

Identifiable assets acquired and liabilities and contingent liabilities assumed in a business combination are, with limited exceptions, measured initially at their fair values at the acquisition date. The company recognises any non-controlling interest in the acquired entity on an acquisition-by-acquisition basis either at fair value or at the non-controlling interests' proportionate share of the acquired entity's net identifiable assets.

Acquisition-related costs are expensed as incurred.

The excess of the

- 1) consideration transferred;
- 2) amount of any non-controlling interest in the acquired entity, and
- 3) acquisition-date fair value of any previous equity interest in the acquired entity

over the fair value of the net identifiable assets acquired is recorded as goodwill. If those amounts are less than the fair value of the net identifiable assets of the business acquired, the difference is recognised in other comprehensive income and accumulated in equity as capital reserve provided there is clear evidence of the underlying reasons for classifying the business combination as a bargain purchase. In other cases, the bargain purchase gain is recognised directly in equity as capital reserve.

Where settlement of any part of cash consideration is deferred, the amounts payable in the future are discounted to their present value as at the date of exchange. The discount rate used is the entity's incremental borrowing rate, being the rate at which a similar borrowing could be obtained from an independent financier under comparable terms and conditions.

Contingent consideration is classified either as equity or a financial liability. Amounts classified as a financial liability are subsequently remeasured to fair value with changes in fair value recognised in profit or loss.

If the business combination is achieved in stages, the acquisition date carrying value of the acquirer's previously held equity interest in the acquiree is remeasured to fair value at the acquisition date. Any gains or losses arising from such remeasurement are recognised in profit or loss or other comprehensive income, as appropriate.

**(aa) Non-current assets held for sale**

Non-current assets are classified as held for sale if their carrying amount will be recovered principally through a sale transaction rather than through continuing use and a sale is considered highly probable. They are measured at the lower of their carrying amount and fair value less costs to sell, except for assets such as deferred tax assets, assets arising from employee benefits, financial assets and contractual rights under insurance contracts, which are specifically exempt from this requirement.

An impairment loss is recognised for any initial or subsequent write-down of the asset to fair value less costs to sell. A gain is recognised for any subsequent increases in fair value less costs to sell of an asset, but not in excess of any cumulative impairment loss previously recognised. A gain or loss not previously recognised by the date of the sale of the non-current asset is recognised at the date of de-recognition.

Non-current assets are not depreciated or amortised while they are classified as held for sale.

Non-current assets classified as held for sale are presented separately from the other assets in the balance sheet.

**(ab) Exceptional Items**

When items of income and expense within profit or loss from ordinary activities are of such size, nature or incidence that their disclosure is relevant to explain the performance of the Company for the year, the nature and amount of such items is disclosed separately as Exceptional items.

**(ac) Rounding of amounts**

All amounts disclosed in the financial statements and notes have been round off to the nearest lakhs as per the requirement of Schedule III, unless otherwise stated

## Notes annexed to and forming part of the Standalone Financial Statements for the year ended March 31, 2017

(All amounts in INR lakhs, unless otherwise stated)

### 2 Critical Estimates and Judgements:

The Preparation of financial statements require the use of accounting estimates which, by definition, will seldom equal the actual results. Management also needs to exercise judgement in applying the company's accounting policies.

This note provides an overview of the areas that involved a higher degree of judgement or complexity, and of items which are more likely to be materially adjusted due to estimates and assumptions turning out to be different than those originally assessed. Detailed information about each of these estimates and judgements is included in relevant notes together with information about the basis of calculation for each affected line item in the financial statements.

#### The areas involving critical estimates or judgements are:

##### - Estimation of Provisions & Contingent Liabilities

The Company exercises judgement in measuring and recognising provisions and the exposures to contingent liabilities which is related to pending litigation or other outstanding claims. Judgement is necessary in assessing the likelihood that a pending claim will succeed, or a liability will arise, and to quantify the possible range of the financial settlement. Because of the inherent uncertainty in this evaluation process, actual liability may be different from the originally estimated as provision. (Refer Note 25)

##### - Estimated useful life of tangible and intangible assets

The charge in respect of periodic depreciation is derived after determining an estimate of an asset's expected useful life and the expected residual value at the end of its life. The useful lives and residual values of Company's assets are determined by management at the time the asset is acquired and reviewed periodically, including at each financial year end. The lives are based on historical experience with similar assets as well as anticipation of future events, which may impact their life, such as changes in technology. For the relative size of the Company's intangible assets. (Refer Note 3 & 4)

##### - Estimation of defined benefit obligation

The present value of the defined benefit obligations depends on a number of factors that are determined on an actuarial basis using a number of assumptions. The assumptions used in determining the net cost (income) for post employment plans include the discount rate. Any changes in these assumptions will impact the carrying amount of such obligations.

The Company determines the appropriate discount rate at the end of each year. This is the interest rate that should be used to determine the present value of estimated future cash outflows expected to be required to settle the defined benefit obligations. In determining the appropriate discount rate, the Company considers the interest rates of government bonds of maturity approximating the terms of the related plan liability. Refer note 12 for the details of the assumptions used in estimating the defined benefit obligation. (Refer Note 12)

##### - Impairment of trade receivables

Trade receivables are typically unsecured and are derived from revenue earned from customers. Credit risk has been managed by the Company through credit approvals, establishing credit limits and continuously monitoring the creditworthiness of customers to which the Company grants credit terms in the normal course of business. On account of adoption of Ind AS 109, the company uses expected credit loss model to assess the impairment loss or gain. The Company uses a provision matrix and forward-looking information and an assessment of the credit risk over the expected life of the financial asset to compute the expected credit loss allowance for trade receivables. (Refer Note 22)

##### - Estimated fair value of financial instruments

The fair value of financial instruments that are not traded in an active market is determined using valuation techniques. The Management uses its judgement to select a variety of methods and make assumptions that are mainly based on market conditions existing at the end of each reporting period. For details of the key assumptions used and the impact of changes to these assumptions refer Note 21.

Estimates and judgements are continually evaluated. They are based on historical experience and other factors, including expectations of future events that may have a financial impact on the company and that are believed to be reasonable under the circumstances.

## Notes annexed to and forming part of the Standalone Financial Statements for the year ended March 31, 2017

(All amounts in INR lakhs, unless otherwise stated)

	Freehold Land (Refer Note 3(v))	Building	Plant and Machinery	Electrical Installations and Equipment	Furniture and Fittings	Office Equipment	Computer Hardware	Other Equipment (Refer Note 3(vi))	Vehicles (Refer Note 3(viii))	Total	Capital work- in-progress (Refer Note 3(ii))
<b>Year ended 31 March 2016</b>											
Deemed Cost as at 1st April 2015	110.17	8,482.45	11.66	252.33	322.93	39.46	158.35	2,748.37	2,285.94	14,411.66	-
Additions	1,715.96	198.95	-	0.12	4.31	9.87	40.04	110.76	40.33	2,120.34	1,872.15
Exchange difference (Refer Note 3(iv))	-	-	-	-	-	-	-	23.64	-	23.64	-
Deductions	-	-	-	-	0.64	5.18	7.56	-	22.23	35.61	-
<b>Closing gross carrying amount</b>	<b>1,826.13</b>	<b>8,681.40</b>	<b>11.66</b>	<b>252.45</b>	<b>326.60</b>	<b>44.15</b>	<b>190.83</b>	<b>2,882.77</b>	<b>2,304.04</b>	<b>16,520.03</b>	<b>1,872.15</b>
<b>Accumulated depreciation</b>											
Depreciation charge during the year	-	762.16	8.02	87.08	69.99	14.29	95.34	508.01	702.45	2,247.34	-
Deductions and adjustments	-	-	-	-	0.55	5.18	7.56	-	16.16	29.45	-
<b>Closing accumulated depreciation</b>	<b>-</b>	<b>762.16</b>	<b>8.02</b>	<b>87.08</b>	<b>69.44</b>	<b>9.11</b>	<b>87.78</b>	<b>508.01</b>	<b>686.29</b>	<b>2,217.89</b>	<b>-</b>
<b>Net carrying amount 31 March 2016</b>	<b>1,826.13</b>	<b>7,919.24</b>	<b>3.64</b>	<b>165.37</b>	<b>257.16</b>	<b>35.04</b>	<b>103.05</b>	<b>2,374.76</b>	<b>1,617.75</b>	<b>14,302.14</b>	<b>1,872.15</b>
<b>Year ended 31 March 2017</b>											
<b>Gross carrying amount</b>											
Opening gross carrying amount	1,826.13	8,681.40	11.66	252.45	326.60	44.15	190.83	2,882.77	2,304.04	16,520.03	1,872.15
Additions/ transfers	-	3,963.09	-	259.75	70.43	40.40	69.16	1,263.45	38.16	5,704.44	1,659.44
Disposals/ transfers	71.85	-	-	-	-	-	0.26	37.19	-	109.30	149.36
<b>Closing gross carrying amount</b>	<b>1,754.28</b>	<b>12,644.49</b>	<b>11.66</b>	<b>512.20</b>	<b>397.03</b>	<b>84.55</b>	<b>259.73</b>	<b>4,109.03</b>	<b>2,342.20</b>	<b>22,115.17</b>	<b>3,382.23</b>
<b>Accumulated depreciation</b>											
Opening accumulated depreciation	-	762.16	8.02	87.08	69.44	9.11	87.78	508.01	686.29	2,217.89	-
Depreciation charge during the year	-	816.59	3.64	61.84	72.47	14.76	77.69	512.29	561.38	2,120.66	-
Disposals	-	-	-	-	-	-	0.21	37.19	-	37.40	-
<b>Closing accumulated depreciation</b>	<b>-</b>	<b>1,578.75</b>	<b>11.66</b>	<b>148.92</b>	<b>141.91</b>	<b>23.87</b>	<b>165.26</b>	<b>983.11</b>	<b>1,247.67</b>	<b>4,301.15</b>	<b>-</b>
<b>Net carrying amount 31 March 2017</b>	<b>1,754.28</b>	<b>11,065.74</b>	<b>-</b>	<b>363.28</b>	<b>255.12</b>	<b>60.68</b>	<b>94.47</b>	<b>3,125.92</b>	<b>1,094.53</b>	<b>17,814.02</b>	<b>3,382.23</b>

**Notes:**

- (i) Contractual obligations : Refer note 27(a) for disclosure of contractual commitments for the acquisition of property, plant and equipment
- (ii) Capital work-in-progress: Capital work-in-progress includes civil works related to Container Freight Station (CFS) under construction at Krishnapatnam and warehouse related works at Punjab Conware CFS.
- (iii) Assets pledged as Security for borrowings : Refer note 32 for information on property, plant and equipment, pledged as security by the Company.
- (iv) Exchange (Gain) / Loss on reinstatement of Long Term foreign currency borrowing availed upto the date of transition to Ind AS has been adjusted to the cost of respective fixed asset in accordance with the optional exemption granted under para D 13AA of Ind AS 101. Accordingly, in the current year, exchange loss of Rs. Nil (Previous year loss: Rs. 23.64 lakhs) relating to fixed assets has been adjusted to the cost of fixed assets (Other equipment).
- (v) Title of Freehold Land situated at Chennai with carrying value of Rs. 110.17 lakhs (Previous Year: Rs. 110.17 lakhs) is yet to be transferred in the name of the Company.
- (vi) Other Equipments include Reach Stackers of gross carrying amount is Rs. 3,202.46 lakhs (Previous Year: Rs. 2,324.96 lakhs) and having Net Book Value Rs. 2,765.43 lakhs (Previous Year: Rs. 1,919.48 lakhs). Deemed cost as on 1 April 2015 is Rs. 2,324.96 lakhs.
- (vii) Motor Vehicles include Trailors of gross carrying amount is Rs. 2,198.34 lakhs (Previous Year: Rs. 2,198.34 lakhs) and having Net Books Value Rs. 1,659.62 lakhs (Previous Year: Rs. 1,523.40 lakhs). Deemed cost as on 1 April 2015 is Rs. 2,198.34 lakhs.

**Notes annexed to and forming part of the Standalone Financial Statements** for the year ended March 31, 2017

(All amounts in INR lakhs, unless otherwise stated)

	Computer Software (Refer Note 4(i))	Total
<b>4 Intangible Assets</b>		
<b>Year ended 31 March 2016</b>		
Deemed cost as at 1 April 2015	-	-
Additions	86.83	86.83
<b>Closing gross carrying amount</b>	<b>86.83</b>	<b>86.83</b>
<b>Accumulated amortisation</b>		
Amortisation charge for the year	7.23	7.23
<b>Closing accumulated amortisation</b>	<b>7.23</b>	<b>7.23</b>
<b>Net carrying amount 31 March 2016</b>	<b>79.60</b>	<b>79.60</b>
<b>Year ended 31 March 2017</b>		
<b>Gross carrying amount</b>		
Opening gross carrying amount	86.83	86.83
Additions	-	-
<b>Closing gross carrying amount</b>	<b>86.83</b>	<b>86.83</b>
<b>Accumulated amortisation</b>		
Opening accumulated amortisation	7.23	7.23
Amortisation charge for the year	28.95	28.95
Closing accumulated amortisation	36.18	36.18
<b>Net carrying amount 31 March 2017</b>	<b>50.65</b>	<b>50.65</b>

**Note:**

- (i) Computer software consists of cost of ERP licenses and development cost. Useful life of Computer software is estimated to be 3 years, based on technical obsolescence of such assets.

	31 March 2017 Non-current	31 March 2016 Non-current	1 April 2015 Non-current
<b>5(a) Equity Investments in Subsidiaries, Joint Ventures and Associates</b>			
<b>A. Unquoted Equity Instruments at Cost:</b>			
<b>(i) Subsidiary Companies:</b>			
8,000,000 (2016: 8,000,000 and 2015: 8,000,000) Equity Shares of Rs. 10 each fully paid in Gateway East India Private Limited	1,484.00	1,484.00	1,484.00
3,483,945 (2016: 3,323,945 and 2015: 3,183,945) Equity Shares of Rs. 100 each fully paid in Chandra CFS and Terminal Operators Private Limited	4,408.44	4,248.44	4,108.44
13,830,000 (2016: 13,830,000 and 2015: 13,830,000) Equity Shares of Rs. 10 each fully paid in Gateway Distriparks (Kerala) Limited	1,383.00	1,383.00	1,383.00
Equity component of Investment in Zero Coupon Redeemable Preference Shares of Gateway Distriparks (Kerala) Limited (Refer note 5 (b))	77.57	77.57	76.64
<b>Total</b>	<b>7,353.01</b>	<b>7,193.01</b>	<b>7,052.08</b>
<b>(ii) Joint Venture Company:</b>			
198,100,000 (2016: 198,100,000 and 2015: 198,100,000) Equity Shares of Rs. 10 each fully paid in Gateway Rail Freight Limited	19,726.00	19,726.00	19,726.00
Equity component of Investment in Zero Coupon Redeemable Preference Shares of Gateway Rail Freight Limited (Refer note 5 (b))	1,033.42	1,033.42	1,033.42
Nil (2016: Nil and 2015: 190,000,000) Equity shares are pledged with lenders for loans given by them to Gateway Rail Freight Limited			
<b>Total</b>	<b>20,759.42</b>	<b>20,759.42</b>	<b>20,759.42</b>
<b>B. Quoted Equity Instruments at Cost:</b>			
<b>(i) Associate Company:</b>			
67,254,119 (2016: 67,254,119 and 2015: 67,254,119) Equity Shares of Rs. 10 each fully paid in Snowman Logistics Limited [Market Value Rs. 42,639.11 lakhs (2016: Rs. 35,711.94 lakhs and 2015: 57,166 lakhs)]	10,416.99	10,416.99	10,416.99
<b>Total</b>	<b>10,416.99</b>	<b>10,416.99</b>	<b>10,416.99</b>
<b>Total Equity Investments in Subsidiaries, Joint Ventures and Associates</b>	<b>38,529.42</b>	<b>38,369.42</b>	<b>38,228.49</b>

**Notes annexed to and forming part of the Standalone Financial Statements** for the year ended March 31, 2017

(All amounts in INR lakhs, unless otherwise stated)

	31 March 2017 Non-current	31 March 2016 Non-current	1 April 2015 Non-current
<b>5(b) Non-current investments</b>			
<b>C. Unquoted Preference Shares at amortised cost:</b>			
<b>(i) Subsidiary Company:</b>			
16,672,199 (2016: 16,672,199 and 2015: 15,772,199) Zero Coupon Redeemable Preference Shares of Rs. 10 each fully paid in Gateway Distriparks (Kerala) Limited	1,893.84	1,778.39	1,586.22
<b>(ii) Joint Venture Company:</b>			
115,000,000 (2016: 115,000,000 and 2015: 115,000,000) Zero Coupon Redeemable Preference Shares of Rs. 10 each fully paid in Gateway Rail Freight Limited	15,768.72	14,806.32	13,902.65
<b>Total Non-current investments</b>	<b>17,662.56</b>	<b>16,584.71</b>	<b>15,488.87</b>

	31 March 2017 Current	31 March 2016 Current	31 March 2015 Current
<b>5(c) Current investments</b>			
<b>Unquoted Investment in Mutual Fund at FVPL</b>			
HDFC Liquid Fund-Premium Plus Plan-Growth 65,986 units (2016: 50,402 and 2015: Nil units)	2,111.31	1,504.28	-
<b>Total Current investments</b>	<b>2,111.31</b>	<b>1,504.28</b>	<b>-</b>

	31 March 2017		31 March 2016		31 March 2015	
	Current	Non-Current	Current	Non-Current	Current	Non-Current
<b>Total Investments</b>						
Aggregate amount of quoted investments	-	10,416.99	-	10,416.99	-	10,416.99
Market value of above quoted investments	-	42,639.11	-	35,711.94	-	57,166.00
Aggregate amount of unquoted investments	2,111.31	45,774.99	1,504.28	44,537.13	-	43,300.36

	31 March 2017		31 March 2016		1 April 2015	
	Current	Non-Current	Current	Non-Current	Current	Non-Current
<b>5(d) Other financial assets</b>						
Security deposits	-	80.14	-	72.50	-	65.47
Margin money balances	-	343.28	-	1,568.68	-	1,331.57
Interest accrued on fixed deposits with Banks	-	-	-	-	10.77	-
Accrued Handling, Transport, Storage and Ground Rent Income						
- Considered good	312.59	-	190.26	-	144.18	-
- Considered doubtful	53.75	-	239.95	-	323.27	-
	366.34	-	430.21	-	467.45	-
Less: Provision for Doubtful accrued income	(53.75)	-	(239.95)	-	(323.27)	-
<b>Total other financial assets</b>	<b>312.59</b>	<b>423.42</b>	<b>190.26</b>	<b>1,641.18</b>	<b>154.95</b>	<b>1,397.04</b>

**Notes annexed to and forming part of the Standalone Financial Statements** for the year ended March 31, 2017

(All amounts in INR lakhs, unless otherwise stated)

	31 March 2017	31 March 2016	1 April 2015
<b>5(e) Trade receivables</b>			
Trade receivables	3,283.70	3,498.14	2,284.15
Allowance for doubtful debts	(536.46)	(505.09)	(325.98)
<b>Total Trade receivables</b>	<b>2,747.24</b>	<b>2,993.05</b>	<b>1,958.17</b>
Current Portion	2,747.24	2,993.05	1,958.17
Non Current Portion	-	-	-

	31 March 2017	31 March 2016	1 April 2015
<b>Breakup of securities details</b>			
Secured, considered good	-	-	-
Unsecured, considered good	2,747.24	2,993.05	1,958.17
Doubtful	536.46	505.09	325.98
<b>Total</b>	<b>3,283.70</b>	<b>3,498.14</b>	<b>2,284.15</b>
Allowance for doubtful debts	(536.46)	(505.09)	(325.98)
<b>Total trade receivables</b>	<b>2,747.24</b>	<b>2,993.05</b>	<b>1,958.17</b>

	31 March 2017	31 March 2016	1 April 2015
<b>5(f) Cash and cash equivalents</b>			
<b>Balances with banks</b>			
- in current accounts	600.79	588.02	1,611.70
Bank deposits with original maturity of 3 months or less	-	-	1,400.00
Cheques, drafts on Hand	76.68	76.31	48.93
Cash on hand	2.65	4.26	4.38
<b>Total cash and cash equivalents</b>	<b>680.12</b>	<b>668.59</b>	<b>3,065.01</b>

	31 March 2017	31 March 2016	1 April 2015
<b>5(g) Bank balances other than 5(f) above</b>			
Deposits with original maturity of more than 3 months but less than 12 months	-	200.44	2,470.90
Current maturity of Bank deposits with period of more than 12 months	-	981.97	-
<b>Earmarked balances with banks:</b>	<b>-</b>	<b>-</b>	<b>-</b>
- in unclaimed Dividend Accounts	58.20	71.74	78.97
- in unclaimed Fractional Bonus Shares Account	-	0.89	0.89
<b>Total Bank balances other than 5(f) above</b>	<b>58.20</b>	<b>1,255.04</b>	<b>2,550.76</b>



**Notes annexed to and forming part of the Standalone Financial Statements** for the year ended March 31, 2017

(All amounts in INR lakhs, unless otherwise stated)

	31 March 2017		31 March 2016		1 April 2015	
	Current	Non-Current	Current	Non-Current	Current	Non-Current
<b>6 Other assets</b>						
Capital advances	-	188.52	-	210.52	-	21.51
Advances to suppliers	526.96	-	393.08	-	186.89	-
<b>Balances with statutory authorities:</b>	-	-	-	-	-	-
- Customs Duty paid under protest (Refer note 25(c))	-	521.16	-	521.16	-	-
- National Consumer Dispute redressal Forum (Refer note 25(d))	-	154.76	-	-	-	-
- CENVAT credit receivable	300.04	-	99.71	-	94.06	-
Prepaid expenses	410.19	2,711.75	404.98	2,996.46	405.93	3,281.17
<b>Total other assets</b>	<b>1,237.19</b>	<b>3,576.19</b>	<b>897.77</b>	<b>3,728.14</b>	<b>686.88</b>	<b>3,302.68</b>

	31 March 2017 Current	31 March 2016 Current	1 April 2015 Current
<b>7 Assets classified as held for sale</b>			
Freehold Land	-	-	327.65
Buildings	-	-	840.81
Other Equipment	-	-	14.93
<b>Total Assets classified as held for sale</b>	-	-	<b>1,183.39</b>

**Note:**

Based on the approval of shareholders in March 2015, it was decided to sell the assets of the Company at Garhi Harsaru, Gurgaon to Joint venture Gateway Rail Freight Limited in April 2015.

Non-recurring fair value measurements:

The assets classified as held for sale during the reporting period were measured at the lower of its carrying amount and fair value less costs to sell at the time of realisation, resulting in the recognition of a write-down of Rs. Nil as impairment loss in the statement of profit and loss. The fair value of the assets was determined using the sales comparison approach. This is a level 2 measurement as per the fair value hierarchy set out in fair value measurement disclosures (Refer Note 21). The key inputs under this approach are price per square metre of comparable lots of land and building in the area of similar location and size.

	Number of shares	Amount
<b>8 Equity share capital and other equity</b>		
<b>8(a) Equity share capital</b>		
<b>Authorised equity share capital</b>		
As at 1 April 2015	125,000,000	12,500.00
As at 31 March 2016	125,000,000	12,500.00
As at 31 March 2017	125,000,000	12,500.00
	<b>Number of shares</b>	<b>Equity share capital (par value)</b>
<b>(i) Movements in equity share capital</b>		
As at 1 April 2015	108,728,049	10,872.80
As at 31 March 2016	108,728,049	10,872.80
As at 31 March 2017	108,728,049	10,872.80

**Terms and rights attached to equity shares**

The Company has only one class of equity shares having a par value of INR 10 per share. Each shareholder is eligible for one vote per share held. In the event of liquidation, the equity shareholders are eligible to receive remaining assets of the Company after distribution of all preferential amounts, in proportion to their shareholding.

**Notes annexed to and forming part of the Standalone Financial Statements** for the year ended March 31, 2017

(All amounts in INR lakhs, unless otherwise stated)

Name of Shareholder	31 March 2017		31 March 2016		1 April 2015	
	Number of shares	% holding	Number of shares	% holding	Number of shares	% holding
<b>(ii) Details of shareholders holding more than 5% shares in the company</b>						
<b>Promoters and Promoter Group:</b>						
Prism International Private Ltd.	24,900,000	22.90	24,200,000	22.26	24,200,000	22.26
Perfect Communications Private Ltd.	1,650,000	1.52	-	0.00	-	0.00
Windmill International Pte. Ltd.	-	0.00	-	0.00	4,275,187	3.93
Mr. Prem Kishan Dass Gupta	400,000	0.37	2,750,000	2.53	2,750,000	2.53
Mrs. Mamta Gupta	100,000	0.09	100,000	0.09	100,000	0.09
Mr. Ishaan Gupta	100,000	0.09	100,000	0.09	100,000	0.09
Mr. Samvid Gupta	100,000	0.09	100,000	0.09	100,000	0.09
Mr. Sat Pal Khattar	-	0.00	-	0.00	3,300,000	3.04
Mr. Gopinath Pillai	-	0.00	-	0.00	787,018	0.72
Mr. Arun Agarwal	-	0.00	120,000	0.11	120,000	0.11
Others:						
ICICI Prudential Mutual Fund	6,540,714	6.02	5,294,368	4.87	7,315,486	6.73
Amansa Holdings Private Limited	7,004,108	6.44	6,232,969	5.73	3,400,000	3.13

	31 March 2017	31 March 2016	1 April 2015
<b>8(b) Reserves and surplus</b>			
Securities premium reserve	34,249.18	34,249.18	34,249.18
Capital Redemption Reserve	788.34	788.34	788.34
General Reserve	4,900.20	4,900.20	4,900.20
Retained earnings	25,896.66	27,991.40	25,337.83
<b>Total reserves and surplus</b>	<b>65,834.38</b>	<b>67,929.12</b>	<b>65,275.55</b>
<b>(i) Securities premium reserve</b>			
Opening balance	34,249.18	34,249.18	
Proceeds received	-	-	
<b>Closing Balance</b>	<b>34,249.18</b>	<b>34,249.18</b>	
<b>(ii) Capital redemption reserve</b>			
Opening balance	788.34	788.34	
Appropriations during the year	-	-	
<b>Closing Balance</b>	<b>788.34</b>	<b>788.34</b>	
<b>(iii) General reserve</b>			
Opening balance	4,900.20	4,900.20	
Transfer from retained earnings	-	-	
Appropriations during the year	-	-	
<b>Closing Balance</b>	<b>4,900.20</b>	<b>4,900.20</b>	
<b>(iv) Retained earnings</b>			
Opening balance	27,991.40	25,337.83	
Profit for the year	5,170.28	11,677.07	
Items of other comprehensive income recognised directly in retained earnings:			
Remeasurements of post-employment benefit obligation	6.88	7.73	
Income tax relating to the above	(2.38)	(2.68)	
Dividends	(7,269.52)	(9,028.55)	
<b>Closing Balance</b>	<b>25,896.66</b>	<b>27,991.40</b>	

**Notes annexed to and forming part of the Standalone Financial Statements** for the year ended March 31, 2017

(All amounts in INR lakhs, unless otherwise stated)

**Nature and purpose of other reserves:**

- (i) Securities premium reserve  
Securities premium reserve is used to record the premium on issue of shares. The reserve is utilised in accordance with the provisions of the Act.
- (ii) Capital redemption reserve  
Capital redemption reserve is used to record the amount of nominal value of the shares bought back by the Company. The reserve is utilised in accordance with the provisions of the Act.
- (iii) General reserve:  
Transfer to General reserve are made from retained earnings of the Company. The reserve is utilised in accordance with the provisions of the Act.

**Dividends**

A second interim dividend of Rs. 4 per equity share (40% of the face value of Rs. 10/- each) amounting to Rs. 4,349.12 lakhs (Dividend distribution tax thereon of Rs. 885.38 lakhs) has been declared by the Board of Directors in its meeting dated 18 May, 2017.

**Employee Stock Option Plan:****ESOP 2013 Scheme**

The Shareholders at the Extra Ordinary General Meeting held on March 8, 2013, approved the new ESOP 2013 Scheme for eligible Directors and employees of the Company and its Subsidiary Companies. Under the Scheme, options for 2,000,000 shares would be available for being granted to eligible employees of the Company and options for 500,000 shares would be available for being granted to employees of the Subsidiary Companies. Each option (after it is vested) will be exercisable for one Equity share of Rs. 10. The options would be issued at an exercise price, which would be at a 20% discount to the latest available closing market price (at a stock exchange as determined by the Remuneration & ESOP Committee) on the date prior to the date on which the Remuneration & ESOP Committee finalises the specific number of options to be granted to the employees. Vesting of the options shall take place over a maximum period of 5 years with a minimum vesting period of 1 year from the date of grant.

	31 March 2017	31 March 2016	1 April 2015
<b>9 Financial liabilities</b>			
<b>9(a) Borrowings</b>			
<b>Non-current borrowings</b>			
<b>Secured</b>			
Vehicle Finance Loan from a Bank (Refer note 9(a)(i) and 9(b)(i))	1,266.44	1,250.70	1,956.14
Term Loan from a Bank (Refer note (Refer note below 9(a)(ii),(iii) and 9(b)(ii))	8,029.71	1,260.19	1,599.04
<b>Total borrowings</b>	<b>9,296.15</b>	<b>2,510.89</b>	<b>3,555.18</b>
Less: Current maturities of Non-current borrowings (included in note 9(c))	(1,504.07)	(715.04)	(1,034.32)
Less: Interest accrued but not due (included in note 9(c))	(58.90)	(15.25)	(25.22)
<b>Total Non-Current borrowings</b>	<b>7,733.18</b>	<b>1,780.60</b>	<b>2,495.64</b>

**(a) Nature of Security:**

- (i) Vehicle Finance Loan from HDFC Bank outstanding of Rs. 1,262.08 lakhs (Previous year: Rs. 1,245.65 lakhs, 1 April 2015 - Rs. 1,946.63 lakhs) are secured by way of hypothecation of the Company's Commercial Vehicles.
- (ii) Term loan from HDFC Bank outstanding of Rs. 7,975.18 lakhs (Previous year: Rs. 1,249.99 lakhs, 1 April 2015 - Rs. 1,583.33 lakhs) are secured by first and exclusive charge on all the immoveable assets, book debts and moveable fixed assets of the company.
- (iii) The carrying amount of financial and non-financial assets pledged as security for non current borrowings are disclosed in note 32.

**(b) Terms of Repayment:**

- (i) Vehicle Finance Loans from HDFC Bank are repayable in 35/ 59/ 60 equal monthly installments along with interest ranging from 8.31% per annum to 11% per annum on reducing monthly balance.
- (ii) Term Loans from HDFC Bank are repayable in equal quarterly installments between 11 January, 2014 to 2 March, 2024 along with interest of Bank's MCLR + 0.40% per annum on reducing quarterly balance.

**Notes annexed to and forming part of the Standalone Financial Statements** for the year ended March 31, 2017

(All amounts in INR lakhs, unless otherwise stated)

	31 March 2017	31 March 2016	1 April 2015
<b>9(b) Trade payables</b>			
-Total Outstanding dues of micro enterprises and small enterprises [Refer Note 9(b)(i)]	-	-	-
-Total Outstanding dues of creditors other than micro enterprises and small enterprises	1,247.79	1,522.71	803.84
<b>Total trade payables</b>	<b>1,247.79</b>	<b>1,522.71</b>	<b>803.84</b>

- (i) There were no amounts outstanding to be paid to micro and small enterprises registered under the Micro, Small and Medium Enterprises Development Act, 2006 (MSMED).
- (ii) No interest is paid/payable during the year to any micro or small enterprise registered under the MSMED.
- (iii) The above information has been determined to the extent such parties could be identified on the basis of the information available with the company regarding the status of suppliers under the MSMED.

	31 March 2017 Current	31 March 2016 Current	1 April 2015 Current
<b>9(c) Other financial liabilities</b>			
Current maturities of Non-current borrowings - Vehicle finance loan	486.73	381.70	700.99
Current maturities of Non-current borrowings - Term loan from a Bank	1,017.34	333.33	333.33
Current maturities of Non-current borrowings - Buyers Credit from a Bank	-	-	447.68
Security Deposits	39.71	62.34	262.79
Unclaimed Dividend *	58.20	71.74	78.97
Unclaimed Fractional Bonus Shares	-	0.89	0.89
Retention money of Creditors for Capital Assets	31.23	29.22	21.04
Payables on purchase of capital assets	208.40	-	13.05
Other Contractual Obligations	179.75	268.99	175.35
Interest accrued but not due on loans	58.90	15.25	25.22
<b>Total other current financial liabilities</b>	<b>2,080.26</b>	<b>1,163.46</b>	<b>2,059.31</b>

\* There are no amounts due and outstanding to be credited to Investor Education and Protection Fund.

	31 March 2017		31 March 2016		1 April 2015	
	Current	Non-Current	Current	Non-Current	Current	Non-Current
<b>10 Provisions</b>						
Contingencies	-	156.05	-	156.05	-	156.05
Wealth tax	-	-	-	-	0.85	-
<b>Total Provisions</b>	<b>-</b>	<b>156.05</b>	<b>-</b>	<b>156.05</b>	<b>0.85</b>	<b>156.05</b>

	31 March 2017		31 March 2016		1 April 2015	
	Indirect Tax Matters	Other Matters	Indirect Tax Matters	Other Matters	Indirect Tax Matters	Other Matters
<b>Break-up of non-current provision for contingencies:</b>						
Opening Balance	146.75	9.30	146.75	9.30	146.75	0.10
Add: Provision made	-	-	-	-	-	9.20
Less: Amounts Utilised /reversed	-	-	-	-	-	-
<b>Total</b>	<b>146.75</b>	<b>9.30</b>	<b>146.75</b>	<b>9.30</b>	<b>146.75</b>	<b>9.30</b>

Represents estimates made for probable liabilities arising out of pending assessment proceedings with various Government Authorities. The information usually required by Ind AS 37 - "Provisions, Contingent Liabilities and Contingent Assets", is not disclosed on grounds that it can be expected to prejudice the interests of the Company. The timing of the outflow with regard to the said matter depends on the exhaustion of remedies available to the Company under the law and hence, the Company is not able to reasonably ascertain the timing of the outflow.

**Notes annexed to and forming part of the Standalone Financial Statements** for the year ended March 31, 2017

(All amounts in INR lakhs, unless otherwise stated)

	31 March 2017 Current	31 March 2016 Current	1 April 2015 Current
<b>11 Other current liabilities</b>			
Advances received from customers	218.47	125.25	106.56
Income received in advance	9.31	5.79	7.94
Statutory dues	146.70	159.63	94.41
<b>Total Other current liabilities</b>	<b>374.48</b>	<b>290.67</b>	<b>208.91</b>

	31 March 2017		31 March 2016		1 April 2015	
	Current	Non-Current	Current	Non-Current	Current	Non-Current
<b>Note 12: Employee benefit obligations</b>						
Compensated absences	19.74	60.17	21.26	51.90	31.58	88.64
Gratuity (net)	45.31	266.31	41.31	235.40	30.41	208.59
Directors Commission	334.50	-	293.40	-	157.65	-
Employee benefits payable	101.62	-	73.61	-	57.82	-
<b>Total employee benefit obligations</b>	<b>501.17</b>	<b>326.48</b>	<b>429.58</b>	<b>287.30</b>	<b>277.46</b>	<b>297.23</b>

**Compensated absences**

The leave obligation cover the company liability for sick and earned leave.

**Post employment benefit obligations****Gratuity**

The gratuity plan of the Company is a funded plan and administered by TATA AIA Life Insurance Company Limited. The Company provides for gratuity for employees in India as per the Payment of Gratuity Act, 1972. Employees who are in continuous service for a period of 5 years are eligible for gratuity. The amount of gratuity payable on retirement/termination is the employees last drawn basic salary per month computed proportionately for 15 days salary multiplied by the number of years of service.

**Defined contribution plans**

The Company makes contributions to Provident Fund and Employee State Insurance Corporation (ESIC), which are defined contribution plan, for qualifying employees. Under the schemes, the company is required to contribute a specified percentage of the payroll costs to fund the benefits. The company recognised Rs. 77.73 lakhs (Year ended March 31, 2016: Rs. 75.31 lakhs) for provident fund contributions and Rs. 3.11 lakhs (Year ended March 31, 2016: Rs. Nil) for contribution to ESIC in the statement of profit and loss. The contributions payable to these plans by the company are at rates specified in the rules of the schemes.

**Balance sheet amount (Gratuity)**

The amounts recognised in the Balance sheet and movements in the net defined benefits obligation over the period are as follows:

**Notes annexed to and forming part of the Standalone Financial Statements** for the year ended March 31, 2017

(All amounts in INR lakhs, unless otherwise stated)

	Present value of obligation- Unfunded	Present value of obligation- Funded (A)	Fair value of plan assets (B)	Net amount of funded obligation (A)-(B)
<b>1 April 2015</b>	116.81	168.78	46.59	122.19
Current service cost	10.46	15.93	-	15.93
Interest expense/(income)	9.28	13.50	3.73	9.77
<b>Total amount recognised in profit and loss</b>	<b>19.74</b>	<b>29.43</b>	<b>3.73</b>	<b>25.70</b>
Remeasurements				
Return on plan assets, excluding amount included in interest expense/(income)	-	-	(2.14)	2.14
(Gain )/loss from change in demographic assumptions	-	-	-	-
(Gain )/loss from change in financial assumptions	(0.33)	(0.57)	-	(0.57)
Experience (gains)/losses	(4.45)	(4.52)	-	(4.52)
<b>Total amount recognised in other comprehensive income</b>	<b>(4.78)</b>	<b>(5.09)</b>	<b>(2.14)</b>	<b>(2.95)</b>
Employer contributions	-	-	-	-
Benefit payments	-	(8.44)	(8.44)	-
<b>31 March 2016</b>	<b>131.77</b>	<b>184.68</b>	<b>39.74</b>	<b>144.94</b>
<b>1 April 2016</b>	<b>131.77</b>	<b>184.68</b>	<b>39.74</b>	<b>144.94</b>
Current service cost	10.55	16.26	-	16.26
Interest expense/(income)	10.47	14.85	3.20	11.65
<b>Total amount recognised in profit and loss</b>	<b>21.02</b>	<b>31.11</b>	<b>3.20</b>	<b>27.91</b>
Remeasurements				
Return on plan assets, excluding amount included in interest expense/(income)	-	-	(0.40)	0.40
(Gain )/loss from change in demographic assumptions	(1.11)	(0.91)	-	(0.91)
(Gain )/loss from change in financial assumptions	8.72	8.54	-	8.54
Experience (gains)/losses	(6.87)	(15.66)	-	(15.66)
<b>Total amount recognised in other comprehensive income</b>	<b>0.74</b>	<b>(8.03)</b>	<b>(0.40)</b>	<b>(7.63)</b>
Employer contributions	-	-	-	-
Benefit payments	(7.13)	(34.88)	(34.88)	0.00
<b>31 March 2017</b>	<b>146.40</b>	<b>172.88</b>	<b>7.66</b>	<b>165.22</b>

The net liability disclosed above relates to funded and unfunded plans are as follows:

	31 March 2017	31 March 2016	1 April 2015
Present value of funded obligations	172.88	184.68	168.78
Fair value of plan assets	(7.66)	(39.74)	(46.59)
<b>Deficit of funded plan</b>	<b>165.22</b>	<b>144.94</b>	<b>122.19</b>
Unfunded plans	146.40	131.77	116.81
<b>Deficit of gratuity plan</b>	<b>311.62</b>	<b>276.71</b>	<b>239.00</b>

**Fair value of plan assets at the balance sheet date for defined benefit obligations:**

	31 March 2017	31 March 2016	1 April 2015
Insurer managed funds	7.66	39.74	46.59
<b>Total</b>	<b>7.66</b>	<b>39.74</b>	<b>46.59</b>

**Notes annexed to and forming part of the Standalone Financial Statements** for the year ended March 31, 2017

(All amounts in INR lakhs, unless otherwise stated)

**Significant estimates: Actuarial assumptions and sensitivity**

The significant actuarial assumptions were as follows:

	31 March 2017	31 March 2016	1 April 2015
Discount rate	7.12-7.27%	7.86-8.07%	7.94-8%
Salary growth rate	8.25%	8.25%	8.25%
Attrition rate	5.00%	2.00%	2.00%

**Sensitivity analysis**

The sensitivity of the defined benefit obligation to changes in the weighted principal assumptions is:

	Impact on defined benefit obligation					
	Change in assumptions		Increase in assumptions		Decrease in assumptions	
	31 March 2017	31 March 2016	31 March 2017	31 March 2016	31 March 2017	31 March 2016
Discount rate	1%	1%	-6.44%	-7.97%	7.36%	9.26%
Salary growth rate	1%	1%	7.21%	9.14%	-6.44%	-8.02%
Attrition rate	1%	1%	-0.58%	-0.18%	0.64%	0.26%

The above sensitivity analyses are based on a change in an assumption while holding all other assumptions constant. In practice, this is unlikely to occur, and changes in some of the assumptions may be correlated. When calculating the sensitivity of the defined benefit obligation to significant actuarial assumptions the same method (present value of the defined benefit obligation calculated with the projected unit credit method at the end of the reporting period) has been applied as when calculating the defined benefit liability recognised in the balance sheet.

The methods and types of assumptions used in preparing the sensitivity analysis did not change compared to the prior period.

The major categories of plan assets are as follows:

	31 March 2017	31 March 2016	1 April 2015
Insurance Fund	7.66	39.74	46.59

**Risk Exposure**

These plans typically expose the Company to actuarial risks such as: investment risk, interest rate risk, longevity risk and salary risk.

**Investment risk**

The present value of the defined benefit plan liability is calculated using a discount rate which is determined by reference to market yields at the end of the reporting period on government bonds. Plan investment is a mix of investments in government securities, and other debt instruments.

**Interest risk**

A decrease in the bond interest rate will increase the plan liability; however, this will be partially offset by an increase in the return on the plan's debt investments.

**Longevity risk**

The present value of the defined benefit plan liability is calculated by reference to the best estimate of the mortality of plan participants during their employment. An increase in the life expectancy of the plan participants will increase the plan's liability.

**Salary risk**

The present value of the defined benefit plan liability is calculated by reference to the future salaries of plan participants. As such, an increase in the salary of the plan participants will increase the plan's liability.

The gratuity plan is a funded plan and the Company makes contributions to recognised funds in India. The Company does not fully fund the liability and maintains a target level of funding to be maintained over a period of time based on estimations of expected gratuity payments.

**Defined benefit liability and employers contributions**

Expected contributions to post employment benefits for the year ended March 31, 2018 are Rs. 28.52 lakhs for the funded plan.

The weighted average duration of the projected benefit obligation is 7 years (2016- 9 years, 2015-10 years) for the funded plan. The weighted average duration of the projected benefit obligation is 12 years (2016- 10 years, 2015- 15 years) for the CFS at Chennai and 11 years (2016- 14 years, 2015-10 years) for Punjab Conware CFS. The expected maturity analysis of undiscounted gratuity is as follows:

**Notes annexed to and forming part of the Standalone Financial Statements** for the year ended March 31, 2017

(All amounts in INR lakhs, unless otherwise stated)

**Unfunded**

	31 March 2017	31 March 2016	1 April 2015
1st Following Year	13.38	12.79	2.56
2nd Following Year	7.01	7.26	9.14
3rd Following Year	12.89	3.26	10.01
4th Following Year	9.56	9.04	2.98
5th Following Year	11.08	5.87	8.55
Sum of Years 6 To 10	62.49	47.29	34.80

**Funded**

	31 March 2017	31 March 2016	1 April 2015
1st Following Year	56.76	4.52	4.08
2nd Following Year	5.99	11.61	4.40
3rd Following Year	9.35	52.12	10.04
4th Following Year	6.32	8.01	51.07
5th Following Year	10.41	34.71	7.59
Sum of Years 6 To 10	69.72	44.59	58.23

	31 March 2017	31 March 2016	1 April 2015
--	---------------	---------------	--------------

**13 Current and deferred tax****13(a) Statement of profit and loss:**

<b>(a) Income tax expense</b>			
Current tax			
Current tax on profits for the year	1,645.00	3,801.00	3,005.00
<b>Total current tax expense</b>	<b>1,645.00</b>	<b>3,801.00</b>	<b>3,005.00</b>
Deferred tax			
Decrease (increase) in deferred tax assets	39.71	(42.40)	(145.13)
(Decrease) increase in deferred tax liabilities	(180.38)	(206.63)	9.25
<b>Total deferred tax benefit</b>	<b>(140.67)</b>	<b>(249.03)</b>	<b>(135.88)</b>
<b>Income tax expense</b>	<b>1,504.33</b>	<b>3,551.97</b>	<b>2,869.12</b>

	Statutory tax rate	31 March 2017	31 March 2016
--	--------------------	---------------	---------------

**13(b) Reconciliation of tax expense and accounting profit multiplied by India's tax rates:**

Profit before exceptional items and tax	34.61%	6,672.23	8,919.75
Exceptional items	23.07%	-	6,306.61
<b>Statutory income tax</b>		<b>2,309.13</b>	<b>4,542.01</b>
Differences due to:			
Expenses not deductible for tax purposes		39.20	(6.04)
Income exempt from income tax		(844.00)	(984.00)
<b>Total tax expense</b>		<b>1,504.33</b>	<b>3,551.97</b>
<b>Effective Income tax rate</b>		<b>22.55%</b>	<b>23.33%</b>



**Notes annexed to and forming part of the Standalone Financial Statements** for the year ended March 31, 2017

(All amounts in INR lakhs, unless otherwise stated)

**13(c)** No aggregate amounts of current and deferred tax have arisen in the reporting periods which have not been recognised in statement of profit and loss or other comprehensive income but directly debited/ (credited) to equity.

	31 March 2017	31 March 2016	1 April 2015
<b>13(d) Deferred tax liabilities (net)</b>			
<b>Deferred Tax Liabilities</b>			
Temporary difference between book and tax depreciation	828.54	1,007.44	1,215.55
Others	-	1.48	-
<b>Total deferred tax liabilities</b>	<b>828.54</b>	<b>1,008.92</b>	<b>1,215.55</b>
<b>Deferred Tax Assets</b>			
Employee Benefits	135.50	121.08	122.10
Provision for Doubtful Debts/ Advances	204.26	257.84	220.68
Accrual for expenses allowable as tax deduction only on payment	89.44	89.99	83.73
<b>Total deferred tax assets</b>	<b>429.20</b>	<b>468.91</b>	<b>426.51</b>
<b>Net deferred tax liabilities</b>	<b>399.34</b>	<b>540.01</b>	<b>789.04</b>

	Accrual for expenses allowable as tax deduction only on payment	Employee Benefits	Provision for Doubtful Debts/ Advances	Others	Property plant and equipment	Total
<b>13(e) Movement in deferred tax liabilities/assets</b>						
<b>At 1 April 2015</b>	<b>(83.73)</b>	<b>(122.10)</b>	<b>(220.68)</b>	<b>-</b>	<b>1,215.55</b>	<b>789.04</b>
Charged/(credited):	-	-	-	-	-	-
- to profit or loss	(6.26)	(1.66)	(37.16)	1.48	(208.11)	(251.71)
- to other comprehensive income	-	2.68	-	-	-	2.68
<b>At 31 March 2016</b>	<b>(89.99)</b>	<b>(121.08)</b>	<b>(257.84)</b>	<b>1.48</b>	<b>1,007.44</b>	<b>540.01</b>
Charged/(credited):	-	-	-	-	-	-
- to profit or loss	0.55	(16.80)	53.58	(1.48)	(178.90)	(143.05)
- to other comprehensive income	-	2.38	-	-	-	2.38
<b>At 31 March 2017</b>	<b>(89.44)</b>	<b>(135.50)</b>	<b>(204.26)</b>	<b>-</b>	<b>828.54</b>	<b>399.34</b>

	31 March 2017	31 March 2016
<b>13(f) Current tax Assets</b>		
Opening balance		
Tax deducted at source and Advance tax [Net of provision for tax 2016: Rs. 13,931.93 lakhs (2015: Rs. 10,130.93 lakhs)]	885.97	795.30
Less: Current tax payable for the year	1,645.00	3,801.00
Add: Taxes paid	1,699.82	3,891.67
<b>Closing balance</b>	<b>940.79</b>	<b>885.97</b>

**Notes annexed to and forming part of the Standalone Financial Statements** for the year ended March 31, 2017

(All amounts in INR lakhs, unless otherwise stated)

	31 March 2017	31 March 2016
<b>14 Revenue from operations</b>		
<b>Sale of services</b>		
Container Handling, Transport, Storage and Ground Rent Income	31,748.94	31,423.57
Auction Sales	184.96	1,362.23
<b>Other operating revenues</b>		
Rent	168.02	207.27
Buffer Handling Fees	21.50	69.78
<b>Revenue from operations</b>	<b>32,123.42</b>	<b>33,062.85</b>

	31 March 2017	31 March 2016
<b>15 Other income</b>		
Interest income on fixed deposits with banks	85.19	493.74
Net gain on redemption of Investments	48.56	102.61
Net gain on financial asset measured at FVPL	11.31	4.28
Dividend from Subsidiary Company / Associate	1,360.00	1,836.27
Premium receivable on redemption and unwinding of discount on investment measured at amortized cost	1,077.85	1,006.77
Liabilities/ Provisions no Longer Required Written Back	14.77	20.55
Write back of Provision for Doubtful Ground Rent no longer required (net)	16.42	83.32
Gain on sale of Assets (net)	76.13	-
<b>Total other income</b>	<b>2,690.23</b>	<b>3,547.54</b>

	31 March 2017	31 March 2016
<b>16 Operating expenses</b>		
Incentives and Commissions	6,363.47	6,495.49
Transportation	6,095.98	5,535.92
Labour Charges	2,915.66	2,685.40
Equipment Hire Charges	180.56	168.84
Surveyors' Fees	253.87	371.62
Sub-Contract Charges	2,735.15	2,658.85
Auction Expenses	57.76	351.03
Purchase of Pallets	51.67	51.15
Fees on Operations and Management of Punjab Conware's Container Freight Station	1,945.30	1,949.49
<b>Total operating expenses</b>	<b>20,599.42</b>	<b>20,267.79</b>

	31 March 2017	31 March 2016
<b>17 Employee benefit expense</b>		
Salaries, Allowances and Bonus	1,501.36	1,351.50
Contribution to Provident and Other Funds	80.84	75.31
Staff Welfare expenses	37.66	40.19
Leave Encashment	53.10	1.27
Gratuity	48.93	45.45
<b>Total Employee benefit expense</b>	<b>1,721.89</b>	<b>1,513.72</b>

**Notes annexed to and forming part of the Standalone Financial Statements** for the year ended March 31, 2017

(All amounts in INR lakhs, unless otherwise stated)

	31 March 2017	31 March 2016
<b>18 Depreciation and amortisation expense</b>		
Depreciation on Property, plant and equipment	2,120.66	2,247.34
Amortisation of Intangible Assets	28.95	7.23
<b>Depreciation and amortisation expense</b>	<b>2,149.61</b>	<b>2,254.57</b>

	31 March 2017	31 March 2016
<b>19 Other expenses</b>		
Power and Fuel	765.74	778.17
Rent	48.31	48.31
Rates and Taxes	298.70	246.21
Repairs and Maintenance:		
- Building/ Yard	168.85	170.20
- Plant and Equipment	265.75	266.80
- Others	175.14	150.31
Insurance	222.86	204.75
Directors' Sitting Fees	29.00	42.00
Customs Staff Expenses	-	1.71
Printing and Stationery	51.89	52.12
Travelling and Conveyance	169.52	173.31
Motor Car Expenses	39.77	46.66
Communication	48.38	49.94
Advertising Expenses	13.23	31.04
Security Charges	544.62	487.14
Professional Fees	167.77	175.87
Corporate Social Responsibility Expenditure (Refer note 19(b))	132.20	148.30
Auditors' Remuneration (Refer note 19(a))	35.44	30.83
Bad Debts	-	3.52
Provision for Doubtful Debts	31.37	179.11
Ground Rent written off	169.78	-
Provision for Doubtful Ground Rent (net)	(169.78)	-
	-	-
Loss on Sale/ Disposal of Tangible Assets	-	1.48
Bank Charges	42.45	49.04
Miscellaneous	164.38	116.09
<b>Total Other expenses</b>	<b>3,415.37</b>	<b>3,452.91</b>

	31 March 2017	31 March 2016
<b>19(a) Details of payments to auditors</b>		
Payment to auditors		
Statutory auditors		
a) Audit fees	33.50	28.50
b) Other Services	1.00	1.50
c) Reimbursement of Out-of-Pocket Expenses	0.94	0.83
<b>Total</b>	<b>35.44</b>	<b>30.83</b>

**Notes annexed to and forming part of the Standalone Financial Statements** for the year ended March 31, 2017

(All amounts in INR lakhs, unless otherwise stated)

	31 March 2017	31 March 2016
<b>19(b) Corporate social responsibility expenditure</b>		
Amount required to be spent as per section 135 of the act	132.20	148.30
Amount spent during the year on		
(i) Construction / acquisition of an asset	-	-
(ii) on purposes other than (i) above	132.20	148.30
	<b>31 March 2017</b>	<b>31 March 2016</b>

**20 Finance costs**

Interest and finance charges on financial liabilities at amortised cost	593.99	306.25
Less: Amount capitalised (Refer note below)	(338.86)	(104.60)
<b>Total Finance costs</b>	<b>255.13</b>	<b>201.65</b>

Note: The capitalisation rate used to determine the amount of borrowing cost to be capitalised is the weighted average interest rate applicable to the Company's general borrowings during the year ended March 31, 2017: 9.8% (March 31, 2016: 10.7%).

**21 Fair Value Measurements****21(a) Financial instrument by category.**

Financial Assets	31 March 2017			31 March 2016			1 April 2015		
	FVPL	FVOCI	Amortised cost	FVPL	FVOCI	Amortised Cost	FVPL	FVOCI	Amortised cost
Unquoted Preference Shares	-	-	17,662.56	-	-	16,584.71	-	-	15,488.87
Investment in Mutual Funds	2,111.31	-	-	1,504.28	-	-	-	-	-
Margin money balances	-	-	343.28	-	-	1,568.68	-	-	1,331.57
Other financial assets	-	-	3,878.29	-	-	5,179.44	-	-	7,794.37
<b>Total Financial Assets</b>	<b>2,111.31</b>	<b>-</b>	<b>21,884.13</b>	<b>1,504.28</b>	<b>-</b>	<b>23,332.83</b>	<b>-</b>	<b>-</b>	<b>24,614.81</b>
Financial Liabilities									
Borrowings (including current maturities)	-	-	9,237.25	-	-	2,495.65	-	-	3,977.64
Other financial liabilities	-	-	1,823.98	-	-	1,971.13	-	-	1,381.15
<b>Total Financial Liabilities</b>	<b>-</b>	<b>-</b>	<b>11,061.23</b>	<b>-</b>	<b>-</b>	<b>4,466.78</b>	<b>-</b>	<b>-</b>	<b>5,358.79</b>

**(i) Fair Value hierarchy**

This section explains the judgements and estimates made in determining the fair value of the financial instruments that are (a) recognised and measured fair value and (b) measured at amortised cost and for which fair values are disclosed in the financial statements. To provide an indication about the reliability of the inputs used in determining fair value, the company has classified its financial instruments into the three levels prescribed the accounting standard. An explanation of each level follows underneath the table.

	Notes	Level 1	Level 2	Level 3	Total
<b>Financial assets and liabilities measured at fair value-recurring fair value measurement 31-March-2017</b>					
<b>Financial Assets</b>					
<b>Financial instrument at FVPL</b>					
Mutual Fund - Growth Plan	5(c)	2,111.31	-	-	2,111.31
<b>Total Financial Assets</b>		<b>2,111.31</b>	<b>-</b>	<b>-</b>	<b>2,111.31</b>

**Notes annexed to and forming part of the Standalone Financial Statements** for the year ended March 31, 2017

(All amounts in INR lakhs, unless otherwise stated)

	Notes	Level 1	Level 2	Level 3	Total
<b>Financial assets and liabilities measured at amortised cost for which fair values are disclosed at 31-March-2017</b>					
<b>Financial Assets</b>					
Unquoted Preference Shares	5(b)			19,966.34	19,966.34
Margin money balances	5(d)	-	-	357.88	357.88
<b>Total Financial Assets</b>		-	-	<b>20,324.22</b>	<b>20,324.22</b>
<b>Financial liabilities</b>					
Borrowings (including current maturities)	9(a)			9,063.89	9,063.89
<b>Total Financial Liabilities</b>				<b>9,063.89</b>	<b>9,063.89</b>
<b>Financial assets and liabilities measured at fair value-recurring fair value measurement 31-March-2016</b>					
<b>Financial Assets</b>					
<b>Financial instrument at FVPL</b>					
Mutual Fund - Growth Plan	5(c)	1,504.28	-	-	1,504.28
<b>Total Financial Assets</b>		<b>1,504.28</b>	-	-	<b>1,504.28</b>
<b>Financial assets and liabilities measured at amortised cost for which fair values are disclosed at 31-March-2016</b>					
<b>Financial Assets</b>					
Unquoted Preference Shares	5(b)			16,940.53	16,940.53
Margin money balances	5(d)	-	-	1,584.02	1,584.02
<b>Total Financial Assets</b>		-	-	<b>18,524.55</b>	<b>18,524.55</b>
<b>Financial Liabilities</b>					
Borrowings (including current maturities)	9(a)	-	-	2,299.57	2,299.57
<b>Total Financial Liabilities</b>		-	-	<b>2,299.57</b>	<b>2,299.57</b>
<b>Financial assets and liabilities measured at amortised cost for which fair values are disclosed at 31-March-2015</b>					
<b>Financial Assets</b>					
Unquoted Preference Shares	5(b)			14,587.79	14,587.79
Margin money balances	5(d)	-	-	1,343.79	1,343.79
<b>Total Financial Assets</b>		-	-	<b>15,931.58</b>	<b>15,931.58</b>
<b>Financial Liabilities</b>					
Borrowings (including current maturities)	9(a)	-	-	3,086.58	3,086.58
<b>Total Financial Liabilities</b>		-	-	<b>3,086.58</b>	<b>3,086.58</b>

Except for those financial assets/liabilities mentioned in the above table, the Company considers that the carrying amounts recognised in the financial statements approximate their fair values. For financial assets that are measured at fair value, the carrying amounts are equal to the fair values.

**Level 1** Hierarchy includes financial instruments measured using quoted price. This includes mutual funds that have quoted price. The mutual funds are valued using the closing NAV.

**Level - 2** The fair value of financial instruments that are not traded in an active market (for example trade bond, over-the-counter derivatives) is determined using valuation technique which maximise the use of observable market data and rely as little as possible on entity -specific estimates. If all significant inputs required to fair value an instrument are observable, the instrument is included in Level-2.

**Level -3** If one or more of the significant inputs is not based on observable market data, the instrument is include in level 3.

**(ii) Valuation technique used to determine fair value**

**Specific valuation technique used to value financial instruments include:**

- 1) The mutual funds are valued using closing NAV available in the market.
- 2) The fair value of the remaining financial instruments is determined using discounted cash flow analysis.

**Notes annexed to and forming part of the Standalone Financial Statements** for the year ended March 31, 2017

(All amounts in INR lakhs, unless otherwise stated)

**(iii) Fair value of financial assets and liabilities measured as amortised cost**

	As at 31 March 2017		As at 31 March 2016		As at 1 April 2015	
	Carrying Amounts	Fair Value	Carrying Amounts	Fair Value	Carrying Amounts	Fair Value
<b>Financial Assets</b>						
Preference Shares	17,662.56	19,966.34	16,584.71	17,054.95	15,488.87	14,670.65
Margin money balances	343.28	357.88	1,568.68	1,584.02	1,331.57	1,343.79
<b>Total Financial Assets</b>	<b>18,005.84</b>	<b>20,324.22</b>	<b>18,153.39</b>	<b>18,638.97</b>	<b>16,820.44</b>	<b>16,014.44</b>
<b>Financial Liabilities</b>						
Borrowings (including current maturities)	9,237.25	9,063.89	2,495.65	2,299.57	3,977.64	3,086.58
<b>Total Financial Liabilities</b>	<b>9,237.25</b>	<b>9,063.89</b>	<b>2,495.65</b>	<b>2,299.57</b>	<b>3,977.64</b>	<b>3,086.58</b>

**21 (b) Significant estimates**

The fair value of financial instruments that are not traded in an active market is determined using valuation techniques. The group uses its judgement to select a variety of methods and make assumptions that are mainly based on market conditions existing at the end of each reporting period.

**22 Financial Risk Management**

The company is exposed to the market risk, liquidity risk and credit risk.

This note explain the sources of risk which the entity is exposed to and how the entity manage the risk .

Risk	Exposure arising from	Measurement	Management
Credit risk	Cash and cash equivalent, trade receivable, financial assets measured at amortised cost.	Ageing analysis and credit rating	Diversification of bank deposit and credit limits
Liquidity risk	Borrowings and other liabilities	Rolling cash flow forecast	Availability of bank credit lines and borrowings facilities (cash credit)
Market risk -interest rate	Long-term borrowings at variable rates	Sensitivity analysis	Monitoring and shifting benchmark interest rates
Market risk -Security price	Investment in mutual fund	Sensitivity analysis	Portfolio diversification

**(A) Credit Risk**

Credit risk is the risk that counterparty will not meet its obligation under a financial instrument or customer contract, leading to a financial loss. The company is exposed to credit risk from its operating activities (primarily trade receivables) and from its financing activities, including deposits with bank and financial institution, foreign exchange transactions and other financial instruments.

The Company has defined default as 180 days past due with no payment received in past 180 days. This definition of default is determined by considering the business environment in which the Company operates and other macro-economic factors. The company considers the probability of default upon initial recognition of asset and whether there has been a significant increase in credit risk on an ongoing basis throughout each reporting period. To assess whether there is a significant increase in credit risk the company compares the risk of a default occurring on the asset as at the reporting date with the risk of default as at the date of initial recognition. It considers reasonable and supportive forwarding-looking information such as: adverse changes in business, changes in the operating results of the counterparty, change to the counterparty's ability to meet its obligations etc. Financial assets are written off when there is no reasonable expectation of recovery.

**(i) Credit Risk Management***Financial instruments and cash deposits*

The Company maintains exposure in cash and cash equivalents, term deposits with banks and investments in mutual funds. The Company has diversified portfolio of investment with various number of counter-parties which have good credit ratings, good reputation and hence the risk is reduced. Individual risk limits are set for each counter-party based on financial position, credit rating and past experience. Credit limits and concentration of exposures are actively monitored by the Company. For banks and financial institutions, only high rated banks/institutions are accepted.

The Company's maximum exposure to credit risk as at 31 March 2017, 31 March 2016, and 1 April 2015 is the carrying value of each class of financial assets as disclosed in note 5.

**Notes annexed to and forming part of the Standalone Financial Statements** for the year ended March 31, 2017

(All amounts in INR lakhs, unless otherwise stated)

*Trade receivables*

Trade receivables are typically unsecured and are derived from revenue earned from customers. Credit risk has been managed by the Company through credit approvals, establishing credit limits and continuously monitoring the creditworthiness of customers to which the Company grants credit terms in the normal course of business. On account of adoption of Ind AS 109, the company uses expected credit loss model to assess the impairment loss or gain. The Company uses a provision matrix and forward-looking information and an assessment of the credit risk over the expected life of the financial asset to compute the expected credit loss allowance for trade receivables.

Of the Trade Receivables balance as at March 31, 2017 of Rs.3,283.70 lakhs (2016- Rs. 3,498.14 lakhs and 2015 - Rs.2,284.15 lakhs), the top 5 customers of the Company represent the balance of Rs. 574.87 lakhs (2016- Rs. 744.01 lakhs and 2015 - Rs. 483.45 lakhs). There are no other customers who represent more than 5% of total balance of Trade Receivables.

The amount of Trade receivable outstanding as at 31 March 2017, 31 March 2016 & 01 April 2015 is as follows:

Particulars	0-30 days	30-60	60-90	90-180	180-365	More than 365 days	Total
March 31, 2017	984.54	721.36	486.71	535.17	266.57	289.35	3,283.70
March 31, 2016	1,557.80	900.56	262.67	451.56	132.06	193.49	3,498.14
April 1, 2015	941.88	585.26	254.65	212.62	171.83	117.91	2,284.15

**(ii) Reconciliation of loss allowances provision - Trade Receivables**

<b>Loss Allowances on 1 April 2015</b>	325.98
Changes in loss allowances	179.11
<b>Loss Allowances on 31 March 2016</b>	<b>505.09</b>
Changes in loss allowances	31.37
<b>Loss Allowances on 31 March 2017</b>	<b>536.46</b>

**(B) Liquidity Risk**

Liquidity risk is the risk that the Company will not be able to meet its financial obligations as they become due. The Company manages its liquidity risk by ensuring, as far as possible, that it will always have sufficient liquidity to meet its liabilities when due. Also, the Company has unutilized credit limits with banks.

*(i) Financing arrangements*

The company had access to the following undrawn borrowing facilities at the end of the reporting period:

Particulars	31 March 2017	31 March 2016	1 April 2015
<b>Floating Rate</b>			
Expiring within one year (Bank overdraft)	1,500.00	-	-
<b>Total</b>	<b>1,500.00</b>	<b>-</b>	<b>-</b>

The Bank has an unconditional right to cancel the undrawn/ unused/ unavailed portion of the loan/ facility sanctioned at any time during the period of the loan/ facility, without any prior notice to the Company.

*(ii) Maturities of financial liabilities*

The tables below analyse the company's financial liabilities into relevant maturity grouping based on their contractual maturities for all non-derivative financial liabilities

The amounts disclosed in the table are the contractual undiscounted cash flows. Balance due within 12 months equal their carrying balances as the impact of discounting is not significant

Contractual maturities of financial liabilities	Less than 1 Year	1 - 2 Years	2 Year and Above	Total
<b>31 March 2017</b>				
<b>Non - Derivative</b>				
Borrowings	2,252.61	2,612.38	6,758.35	11,623.34
Trade payables	1,247.79	-	-	1,247.79
Other Financial Liabilities	576.19	-	-	576.19
<b>Total Non derivative liabilities</b>	<b>4,076.59</b>	<b>2,612.38</b>	<b>6,758.35</b>	<b>13,447.32</b>

**Notes annexed to and forming part of the Standalone Financial Statements** for the year ended March 31, 2017

(All amounts in INR lakhs, unless otherwise stated)

Contractual maturities of financial liabilities	Less than 1 Year	1 - 2 Years	2 Year and Above	Total
<b>31 March 2016</b>				
<b>Non - Derivative</b>				
Borrowings	944.23	905.90	1,109.61	2,959.74
Trade payables	1,522.71	-	-	1,522.71
Other Financial Liabilities	448.42	-	-	448.42
<b>Total Non derivative liabilities</b>	<b>2,915.36</b>	<b>905.90</b>	<b>1,109.61</b>	<b>4,930.87</b>
<b>01 April 2015</b>				
<b>Non - Derivative</b>				
Borrowings	1,714.72	944.23	2,008.97	4,667.92
Trade payables	803.84	-	-	803.84
Other Financial Liabilities	577.31	-	-	577.31
<b>Total Non derivative liabilities</b>	<b>3,095.87</b>	<b>944.23</b>	<b>2,008.97</b>	<b>6,049.07</b>

**(C) Market Risk***(i) Foreign currency risk*

The company's operations are such that all activities are confined to India only except for certain Imported Capital Assets (Reach Stacker) for which company has availed buyers credit facility exposing itself to foreign exchange risk arising from foreign currency transactions, primarily with respect to EURO. No hedging is done to manage the risk.

**(a) Foreign currency risk exposure:**

The Company's exposure to foreign currency risk at the end of the reporting period expressed in INR Lakhs, are as follows

Particulars	31 March 2017	31 March 2016	01 April 2015
Financial Liabilities			
Buyers Credit	-	-	447.68
<b>Net Exposure to foreign currency</b>	<b>-</b>	<b>-</b>	<b>447.68</b>

**Note :** (a) Buyers Credit's are availed by the company for purchase of tangible Assets. Company had availed option under paragraph D13AA of Ind AS 101.

*(ii) Cash Flow and fair value interest rate risk*

The Company's main interest rate risk arises from long-term borrowings with variable rates, which expose the group to cash flow interest rate risk.

**(a) Interest Rate risk exposure**

The exposure of the company's borrowings to interest rate changes at the end of the reporting period are as follows.

Particulars	31 March 2017	31 March 2016	1 April 2015
Variable Rate Borrowings	7,975.18	1,250.02	1,583.33
Fixed Rate Borrowings	1,262.07	1,245.63	2,394.30
<b>Total Borrowings</b>	<b>9,237.25</b>	<b>2,495.65</b>	<b>3,977.63</b>

**(b) Sensivity**

Profit or loss is sensitive to higher /lower interest expense from variable rate borrowings as a result of changes in interest rates.

Particulars	Impact on profit after tax Increase / (Decrease)	
	31 March 2017	31 March 2016
Interest Rate - Increase by 100 basis point*	(52.15)	(8.17)
Interest Rate - Decrease by 100 basis point*	52.15	8.17

\* Holding all other variable constant



**Notes annexed to and forming part of the Standalone Financial Statements** for the year ended March 31, 2017

(All amounts in INR lakhs, unless otherwise stated)

*(iii) Price risk***(a) Exposure**

The company's exposure to Investments arises from investment held by the company in mutual funds and classified in the balance sheet as fair value through profit or loss.

To manage its price risk arising from investments in mutual funds, the company diversifies its portfolio. Diversification of the portfolio is done in accordance with the limits set by the company

**(b) Sensitivity**

Particulars	Impact on profit after tax	
	31 March 2017	31 March 2016
Net Asset Value - Increase 10% (31 March 2016 10%)*	138.06	98.37
Net Asset Value - Decrease 10% (31 March 2016 10%)*	(138.06)	(98.37)

Profit for the period would increase/ decrease as a result of gains/ losses on investments classified at fair value through profit or loss.

**23 Capital Management**

The company considers the following components of its Balance Sheet to be managed capital:

Total equity as shown in the balance sheet includes retained profit and share capital.

The company aim to manages its capital efficiently so as to safeguard its ability to continue as a going concern and to optimize returns to our shareholders. The capital structure of the company is based on management's judgment of the appropriate balance of key elements in order to meet its strategic and day-to-day needs. We consider the amount of capital in proportion to risk and manage the capital structure in light of changes in economic conditions and the risk characteristics of the underlying assets. In order to maintain or adjust the capital structure, the company may adjust the amount of dividends paid to shareholders, return capital to shareholders or issue new shares.

The company's policy is to maintain a stable and strong capital structure with a focus on total equity so as to maintain investor, creditors and market confidence and to sustain future development and growth of its business. The company will take appropriate steps in order to maintain, or if necessary adjust, its capital structure.

The capital components of the company are as given below:

Particulars	31 March 2017	31 March 2016	1 April, 2015
Total Equity	76,707.18	78,801.92	76,148.35
Total Borrowings	9,237.25	2,495.65	3,977.63
Cash & Cash Equivalent	(680.12)	(668.59)	(3,065.01)
Net debt	8,557.13	1,827.06	912.62
<b>Debt/Equity Ratio</b>	<b>0.11</b>	<b>0.02</b>	<b>0.01</b>

Under the terms of the major borrowing facilities, the company is required to comply with the following financial covenants:

External Rating not to fall below A+ & A1

Asset Cover ratio for term loan  $\geq 2$

Debt Service Coverage Ratio not to fall below 3.50 times

Total outstanding liabilities(TOL)/ Adjusted Total net worth (TNW) not to be higher than 0.50 times.

The company has complied with these covenants throughout the reporting period. As at 31 March 2017, External Rating was IND AA- Stable (31 March 2016: IND AA- Stable), Asset cover ratio was 2.3 (31 March 2016: Above 6.5), Debt Service coverage ratio was 4.3 times (31 March 2016: 15.4 times) and TOL / TNW was 0.17 (31 March 2016: 0.08).

**Notes annexed to and forming part of the Standalone Financial Statements** for the year ended March 31, 2017

(All amounts in INR lakhs, unless otherwise stated)

**Dividends**

	31 March 2017	31 March 2016
(i) Equity Shares		
<b>Interim Dividend paid during</b>	6,523.68	7,610.96
(a) the financial year 2016-17 of Rs. 3 per fully paid share for year ended 31 March 2017 and Rs. 3 for the year ended 31 March 2016		
(b) the financial year 2015-16 of Rs. 4 per fully paid share for year ended 31 March 2016 and Rs. 3 for the year ended 31 March 2015		
(ii) Dividend not recognised at the end of the reporting period	4,349.12	3,261.84
In addition to the above dividends, since the year end, the Company has declared second interim dividend of Rs. 4 per fully paid share for the financial year 2016-17 (Rs. 3 per fully paid share for the financial year 2015-16)		

**24 Segment Information:**

In accordance with Ind AS 108 'Operating Segment', segment information has been given in the consolidated financial statements of Gateway Distriparks Limited, and therefore, no separate disclosure on segment information is given in these financial statements.

**25 Contingent Liabilities**

The company had contingent liabilities as at 31 March 2017 and 31 March 2016 in respect of:

Particulars	31 March 2017	31 March 2016
Bank Guarantees and Continuity Bonds executed in favour of The President of India through the Commissioners of Excise and Customs and Sales Tax	59,225.47	64,647.50
Bank Guarantee and Continuity Bonds issued in favour of Punjab State Container and Warehousing Corporation Limited in respect of Operations and Management Contract of their CFS at Dronagiri Node, Nhava Sheva	19,320.00	21,980.00
Corporate guarantees issued in favour of banks, financial institutions and State Industrial Development Corporation for loans taken by subsidiaries	26,870.99	19,410.72
<b>Claims made by the parties not acknowledged as debts:</b>		
- Container Corporation of India [Refer Note 25(a)]	Not Ascertainable	Not Ascertainable
- Others	17.00	17.00
Disputed Income Tax Claims (including Interest and Penalty to the extent ascertainable) not acknowledged as debts [Refer Note 25(b)]	13,436.15	13,765.21
Claim from Customs [Refer Note 25(c)]	521.16	521.16
Disputed claims at National Consumer Redressal Forum related to fire at Punjab Conware CFS [Refer Note 25(d)]	154.76	-
Disputed Service Tax Claims (excluding penalty and interest) in respect of Goods Transport Agency Services [Refer Note 25(e)]	382.32	-
Disputed Service Tax Claims (excluding penalty and interest) in respect of Cenvat credit disallowed [Refer Note 25(f)]	39.88	-

**Notes:**

- (a) Gateway Distriparks Limited ("GDL") and its Joint venture, Gateway Rail Freight Limited ("GRFL") are involved in an arbitration proceeding with Container Corporation of India Limited ("Concor") in respect of agreements entered into by the parties for operation of container trains from the Inland Container Depot and Rail Siding of the Company at Garhi Harsaru, Gurgaon. Concor has raised claims on GDL and GRFL on various issues in respect to the aforesaid agreements. Based on legal opinion, the Management has taken a view that these claims are at a preliminary stage and the question of maintainability of the alleged disputes as raised by Concor under the aforesaid agreements is yet to be determined and are not sustainable. Pending conclusion of the arbitration, the parties are maintaining "status quo" in respect of the operations at Garhi Harsaru, Gurgaon.

## Notes annexed to and forming part of the Standalone Financial Statements for the year ended March 31, 2017

(All amounts in INR lakhs, unless otherwise stated)

- (b) Deputy Commissioner of Income Tax had issued orders under Section 143(3) of the Income Tax Act, 1961 of India ("the Income Tax Act"), for the Assessment Years 2008-2009 to 2014-2015, disallowing the claim of deduction by the Company under Section 80-IA(4) (i) of the Income Tax Act upto Assessment year 2011-2012, other expenses and Minimum Alternate Tax Credit and issued notices of demand under Section 156 of the Income Tax Act for recovery of additional income tax and interest (after considering rectification order under Section 154 of the Income Tax Act for Assessment Year 2012-2013 and 2014-2015) aggregating Rs. 8,975.81 lakhs and initiated proceedings to levy penalty. On appeal filed by the Company against the assessment orders, Commissioner of Income Tax (Appeals) had allowed the aforesaid deductions, except for claim of deduction of other expenses aggregating Rs. 30 lakhs for the Assessment Years 2008-2009 to 2010-2011. The Deputy Commissioner of Income Tax had appealed with Income Tax Appellate Tribunal against the aforesaid orders of Commissioner of Income Tax (Appeals) for the Assessment Years 2008-2009 to 2010-2011, which has been decided in favour of the Company. Income Tax Department has filed an appeal with Bombay High Court against the order of Income Tax Appellate Tribunal for Assessment Years 2008-2009 and 2009-2010, which is pending for hearing. Pending hearing of the appeal filed by the Company against the assessment order for Assessment Year 2011-2012 with the Commissioner of Income Tax (Appeals), the Company has deposited Rs. 352 lakhs. The Company has filed appeal against the order for the Assessment Years 2012-2013 and 2014-2015 with the Commissioner of Income Tax (Appeals). The Commissioner of Income Tax (Appeals) has given order in favour of the Company for Assessment Year 2013-2014.

Deputy Commissioner of Income Tax had issued notices under Section 148 of the Income Tax Act, proposing to re-assess the Income for Assessment Years 2004-2005 to 2007-2008, disallowing the deduction under Section 80-IA(4)(i) of the Income Tax Act. The Company expects tax payable aggregating Rs. 4,460.34 lakhs (excluding interest) on the amount disallowed. The Company has filed a Writ petition against the notices with the Bombay High Court. The Bombay High Court has granted Ad Interim Stay against the notices.

Based on Lawyer and Tax Consultant's opinion, the Management is of the opinion that the Company is entitled to aforesaid deductions and claims and hence, no provision for the aforesaid demand/notices has been made till 31 March, 2017.

- (c) In response to the letter dated 25 February, 2016, from the Principal Commissioner of Customs (G), the Company had deposited under protest an amount of Rs. 521.16 lakhs, pending final determination of the liability, in terms of the supertnama that covered the container no. CRX 3218782 comprising 15,390 KG of Red Sanders, which were unauthorizedly removed from the Punjab Conware CFS in December 2015. The Management is of the opinion that the amount will be recovered on completion of the legal proceedings in respect of recovery of the aforesaid cargo and accordingly the amount is considered as recoverable from the Customs.
- (d) There was a fire in January 2010 at the warehouse of Punjab Conware CFS, in which cargo belonging to customers was damaged. These customers filed an insurance claim with their insurers and as part of claim settlement these customers have filed cases in consumer court to secure subrogation rights of insurance companies and obtained favorable judgement in State consumer dispute redressal commission. The Company has filed appeal with National Consumer Dispute Redressal Commission, after making deposit of Rs.154.76 lakhs. The Management is of the opinion that the amount will be recovered on completion of the proceedings and accordingly no provision is made for the claims and the amount of deposit is considered as recoverable.
- (e) The Commissioner of Service Tax, Mumbai had raised show-cause notices / demands for service tax under category "Goods Transport Agency" for the period 2005-2006 to 2011-2012. On appeal filed by Company, Customs Excise and service tax Appellate Tribunal (CESTAT), Mumbai, vide order dated 7 May, 2013 remanded back the matter for fresh hearing. The Commissioner of Service tax, Mumbai has issued an order issued on 5 December, 2016 confirming the demand of Rs. 382.32 lakhs and interest under section 75 and penalty under section 76, 77 & 78 of Finance Act. The Company has filed an appeal with CESTAT, Mumbai on 6 March, 2017, contesting the demand on the grounds that the service tax was already paid under cargo handling services on the same transport of cargo at full rate, the transport cost of other units at Gurgaon and Punjab Conware CFS were wrongly included, no credit was given for service tax under Goods transport agency and that the figures of trailer cost / depreciation in the order were incorrect. In view of the acceptance of Company's contentions on certain points in the cross objection filed by the Department, as indicated in the earlier CESTAT order dated 7 May, 2013, the Management is of the opinion that no provision is required to be made in respect of the aforesaid demand.
- (f) The Commissioner of Service Tax, Mumbai has disallowed Cenvat credit on certain inputs on the grounds that the invoices are in the name Punjab State Container and Warehousing Corporation Limited and raised demand for Rs. 39.88 lakhs, excluding interest and penalty for the period April, 2010 to March, 2015. The Company has filed an appeal with CESTAT, Mumbai after depositing Rs. 3 lakhs. The Management is of the opinion no provision is required to be made in respect of the aforesaid demand as the CFS is operated under the operations and management agreement with Punjab State Container and Warehousing Corporation Limited.

**Notes annexed to and forming part of the Standalone Financial Statements** for the year ended March 31, 2017

(All amounts in INR lakhs, unless otherwise stated)

**26 Disclosure On Specified Bank Notes (SBNs)**

During the year, the Company had specified bank notes or other denomination note as defined in the MCA notification G.S.R. 308(E) dated 31 March, 2017 on the details of Specified Bank Notes (SBN) held and transacted during the period from 8 November, 2016 to 30 December, 2016, the denomination wise SBNs and other notes as per the notification is given below:

Particulars	SBNs *	Other Denomination Notes	Total
Closing Cash in Hand as on 8 November, 2016	7.10	1.69	8.79
(+) Permitted Receipts	-	91.64	91.64
(-) Permitted Payments	-	24.95	24.95
(-) Amount Deposited in Banks	7.10	64.70	71.80
Closing Cash in Hand as on 30 December, 2016	-	3.68	3.68

\* For the purposes of this clause, the term 'Specified Bank Notes' shall have the same meaning provided in the notification of the Government of India, in the Ministry of Finance, Department of Economic Affairs number S.O. 3407(E), dated the 8 November, 2016.

**27 Commitments:****a) Capital Commitments:**

Estimated amount of contracts [net of Capital Advances of Rs. 188.52 lakhs (Previous Year Rs. 210.52 lakhs)] to be executed on capital account, and not provided for is Rs. 421.27 lakhs (Previous Year Rs. 1,162.31 lakhs).

**28 Related Party Transactions****(i) Subsidiary Companies**

Name	Type	Place of incorporation	Ownership Interest		
			31 March 2017	31 March 2016	1 April 2015
Gateway East India Private Limited (GEIPL)	Subsidiary	India	100.00%	100.00%	100.00%
Gateway Distriparks (Kerala) Limited (GDKL)	Subsidiary	India	60.00%	60.00%	60.00%
Chandra CFS and Terminal Operators Private Limited (CCTPL)	Subsidiary	India	100.00%	100.00%	100.00%

**(ii) Associate / Joint Venture**

Name of the Entity	Place of Business	% of Ownership interest	Relationship	Accounting Method	Quoted Fair Value			Carrying Amount		
					31 March 2017	31 March 2016	1 April 2015	31 March 2017	31 March 2016	1 April 2015
Snowman Logistics Limited (SLL)	India	40.25%	Associate	Equity Method	42,639.11	35,711.94	57,166.00	10,416.99	10,416.99	10,416.99
Gateway Rail Freight Limited (GRFL)	India	49.25%	Joint Venture	Equity Method	-	-	-	20,759.42	20,759.42	20,759.42
<b>Total Equity Accounting Investments</b>					<b>42,639.11</b>	<b>35,711.94</b>	<b>57,166.00</b>	<b>31,176.41</b>	<b>31,176.41</b>	<b>31,176.41</b>

**(iii) Key Management Personnel compensation (including their relatives)****(i) Executive Directors**

Mr. Prem Kishan Dass Gupta (Chairman and Managing Director)

Mr. Ishaan Gupta (Joint Managing Director (Appointed w.e.f. February 8, 2017))

**(ii) Independent and Non-Executive Directors**

Mrs. Mamta Gupta (Non-Executive Director)

Mr. Shabbir Hassanbhai (Non-Executive Independent Director)

Mr. Bhaskar Avula Reddy (Non-Executive Independent Director)

Mr. Arun Kumar Gupta (Non-Executive Independent Director) (Appointed w.e.f. April 27, 2016)

**Notes annexed to and forming part of the Standalone Financial Statements** for the year ended March 31, 2017

(All amounts in INR lakhs, unless otherwise stated)

Mr. Arun Agarwal (Non-Executive Independent Director) ( Retired w.e.f. September 22, 2016)

Mr. Saroosh Dinshaw (Non-Executive Independent Director) ( Retired w.e.f. September 28, 2016)

Mr. M.P. Pinto (Non-Executive Independent Director) ( Retired w.e.f. September 28, 2016)

Mr. Gopinath Pillai (Non-Executive Director) (Resigned w.e.f. April 29, 2015)

Mrs. Chitra Gouri Lal (Non-Executive Independent Director) (Resigned w.e.f. August 19, 2015)

Mr. Satpal Khattar (Non-Executive Director) (Resigned w.e.f. October 15, 2015)

**Key Management Personnel:**

Mr. R. Kumar, Deputy Chief Executive Officer and Chief Finance Officer cum Company Secretary

**Relatives of Executive Directors:**

Mr. Samvid Gupta (Relative of Mr. Prem Kishan Dass Gupta, Mr. Ishaan Gupta and Mrs. Mamta Gupta)

Particulars	31 March 2017	31 March 2016
Short-term employee benefits	137.73	124.29
Long-term employee benefits	3.42	2.83
Sitting Fees to Executive Directors	8.00	5.00
Sitting Fees to Non-Executive and Independent Directors	21.00	37.00
Commission to Executive Directors	325.00	250.00
Commission to Non-Executive and Independent Directors	45.00	72.00

**(iv) Transactions with related parties**

The following transactions occurred with related parties:

Sr. No.	Particulars	Joint Venture Company (GRFL)		Subsidiary Companies		Associate Company (SLL)		Total	
		31 March 2017	31 March 2016	31 March 2017	31 March 2016	31 March 2017	31 March 2016	31 March 2017	31 March 2016
1	Investment in Zero coupon Redeemable Preference Shares- GDKL	-	-	-	90.00	-	-	-	90.00
2	Investment in Equity Shares- CCTPL	-	-	160.00	140.00	-	-	160.00	140.00
3	Sale of Tangible Assets-GRFL / SLL	0.04	7,490.00	-	-	203.00	-	203.04	7,490.00
4	Dividend received-GEIPL / SLL	-	-	1,360.00	1,500.00	-	336.27	1,360.00	1,836.27
5	Income from Redeemable Preference Shares-GRFL / GDKL	962.40	903.66	115.45	103.10	-	-	1,077.85	1,006.76
6	Reimbursement of payroll cost-GEIPL	-	-	4.13	3.90	-	-	4.13	3.90

**(v) The following balances are outstanding at the end of the reporting period in relation to transactions with related parties:**

Sr. No.	Particulars	Key Management personnel / Directors	
		31 March 2017	31 March 2016
1	Commission Payable to Executive Directors	292.50	225.00
2	Commission Payable to Non- Executive and Independent Directors	42.00	68.40
3	Post-employment benefits	53.24	49.82

**(vi) Loans to/from related parties**

No loan has been given/ received to/ from any related parties.

**29: First time adoption of Ind AS****Transition to Ind AS**

These are the company's first financial statements prepared in accordance with Ind AS.

The Accounting policies set out in note 1 have been applied in the financial statements for the year ended 31 March 2017, the comparative information presented in these financial statement for the year ended 31 March 2016 and in the preparation of an opening Ind AS balance sheet at 1 April 2015 (the Company's date of transition). In preparing its opening Ind AS balance sheet, the Company has adjusted the amounts reported previously in financial statements prepared in accordance with the accounting standards notified under Companies (Accounting Standards) Rules, 2006 (as amended) and other relevant provision of the Act (previous GAAP or Indian GAAP)

## Notes annexed to and forming part of the Standalone Financial Statements for the year ended March 31, 2017

(All amounts in INR lakhs, unless otherwise stated)

An explanation of how the transition from previous GAAP to Ind AS has affected the group's financial position, financial performance and cash flows is set out in the following tables and notes.

In preparing these Ind AS financial statements, the Company has availed certain exemptions and exceptions in accordance with Ind AS 101, as explained below. The resulting difference between the carrying values of the assets and liabilities in the financial statements as at the transition date under Ind AS and IGAAP have been recognised directly in equity (retained earnings or another appropriate category of equity). This note explains the adjustments made by the Company in restating its IGAAP financial statements, including the Balance Sheet as at 1st April, 2015 and the financial statements as at and for the year ended 31st March, 2016.

### A.1 Ind AS optional exemptions

Set out below are the applicable Ind AS 101 optional exemptions and mandatory exceptions applied in the transition from previous IGAAP to Ind AS.

#### A.1.1 Deemed cost

Ind AS 101 permits a first-time adopter to elect to continue with the carrying value for all of its property, plant and equipment as recognised in the financial statements as at the date of transition to Ind AS, measured as per the IGAAP and use that as its deemed cost as at the date of transition after making necessary adjustments for de-commissioning liabilities. This exemption can also be used for intangible assets covered by Ind AS 38 Intangible Assets.

Accordingly, the company has elected to measure all of its property, plant and equipment and intangible assets at their IGAAP carrying value.

#### A.1.2 Leases

Appendix C to Ind AS 17 requires an entity to assess whether a contract or arrangement contains a lease. In accordance with Ind AS 17, this assessment should be carried out at the inception of the contract or arrangement. Ind AS 101 provides an option to make this assessment on the basis of facts and circumstances existing at the date of transition to Ind AS, except where the effect is expected to be not material.

The company has elected to apply this exemption for such contracts/arrangements.

#### A.1.3 Business combinations

Ind AS 101 provides the option to apply Ind AS 103 prospectively from the transition date or from a specific date prior to the transition date. This provides relief from full retrospective application that would require restatement of all business combinations prior to the transition date.

The Company elected to apply Ind AS 103 prospectively to business combinations occurring after its transition date. Business combinations occurring prior to the transition date have not been restated.

#### A.1.4 Long Term Foreign Currency Monetary Items

Company has elected to continue the policy adopted for accounting for exchange differences arising from translation of long-term foreign currency monetary items recognised in the financial statements for the period ending immediately before the beginning of the first Ind AS financial reporting period as per the previous GAAP.

#### A.1.5 Deemed cost for Investments in subsidiaries/Joint Ventures/Associate

The Company has elected to measure its investments in subsidiaries at its previous GAAP carrying values which shall be the deemed cost as at the date of transition.

#### A.1.6 Designation of previously recognised financial instruments

Ind AS 101 allows an entity to designate investments in equity instruments at FVOCI on the basis of the facts and circumstances at the date of transition to Ind AS.

The Company has elected to apply this exemption for its investment in equity investments.

#### A.1.7 Share-based payment transaction

The Company has availed the exemption provided by Ind AS 101 regarding share based payment transactions and accordingly has not applied Ind AS 102 - Share based payment to equity instruments that vested but not settled before date of transition to Ind AS.

## Notes annexed to and forming part of the Standalone Financial Statements for the year ended March 31, 2017

(All amounts in INR lakhs, unless otherwise stated)

### A.2 Ind AS mandatory exceptions

The company has applied the following exceptions from full retrospective application of Ind AS as mandatorily required under Ind AS 101:

#### A.2.1 Estimates

An entity's estimates in accordance with Ind ASs at the date of transition to Ind AS shall be consistent with estimates made for the same date in accordance with previous GAAP (after adjustments to reflect any difference in accounting policies), unless there is objective evidence that those estimates were in error.

Upon an assessment of the estimates made under Previous GAAP, the Company has concluded that there was no necessity to revise such estimates under Ind AS, except where estimates were required by Ind AS and not required by Previous GAAP.

#### A.2.2 De-recognition of financial assets and liabilities

Ind AS 101 requires a first-time adopter to apply the de-recognition provisions of Ind AS 109 prospectively for transactions occurring on or after the date of transition to Ind AS. However, Ind AS 101 allows a first-time adopter to apply the de-recognition requirements in Ind AS 109 retrospectively from a date of the entity's choosing, provided that the information needed to apply Ind AS 109 to financial assets and financial liabilities derecognised as a result of past transactions was obtained at the time of initially accounting for those transactions.

The company has elected to apply the de-recognition provisions of Ind AS 109 prospectively from the date of transition to Ind AS.

#### A.2.3 Classification and measurement of financial assets

Ind AS 101 requires an entity to assess classification and measurement of financial assets (investment in debt instruments) on the basis of the facts and circumstances that exist at the date of transition to Ind AS.

### B: Reconciliations between IGAAP and Ind AS

Ind AS 101 requires an entity to reconcile equity, total comprehensive income and cash flows for prior periods. The following tables represent the reconciliations from IGAAP to Ind AS.

The presentation requirements under IGAAP differs from and hence the IGAAP information has been reclassified for ease of reconciliation with Ind AS. The reclassified IGAAP information is derived based on the audited financial statements of the Company for the year ended 31st March, 2016 and 31st March, 2015.

**Notes annexed to and forming part of the Standalone Financial Statements** for the year ended March 31, 2017

(All amounts in INR lakhs, unless otherwise stated)

**Reconciliation of equity as at date of transition (1 April 2015)**

Particulars	Notes to first-time adoption	Previous IGAAP*	Adjustments	Ind AS
<b>ASSETS</b>				
<b>Non-current assets</b>				
Property, plant and equipment	1	16,337.52	(1,925.86)	14,411.66
Other Intangible Assets	2	1,640.00	(1,640.00)	-
Other intangible assets under development		13.48	-	13.48
Equity Investments in Subsidiaries, Joint Ventures and Associates	12	37,118.43	1,110.06	38,228.49
<b>Financial assets</b>				
i. Investments	12	13,077.22	2,411.65	15,488.87
ii. Other financial assets		1,397.04	-	1,397.04
Current tax assets (net)		795.30	-	795.30
Other non-current assets	5	21.51	3,281.17	3,302.68
<b>Total non-current assets</b>		<b>70,400.50</b>	<b>3,237.02</b>	<b>73,637.52</b>
<b>Current assets</b>				
<b>Financial assets</b>				
i. Trade receivables		1,958.17	-	1,958.17
ii. Cash and cash equivalents		3,065.01	-	3,065.01
iii. Bank balances other than (ii) above		2,550.76	-	2,550.76
iv. Other financial assets		154.95	-	154.95
Other current assets	4	402.19	284.69	686.88
Assets classified as held for sale	6	1,183.39	-	1,183.39
<b>Total current assets</b>		<b>9,314.47</b>	<b>284.69</b>	<b>9,599.16</b>
<b>Total assets</b>		<b>79,714.97</b>	<b>3,521.71</b>	<b>83,236.68</b>
<b>EQUITY AND LIABILITIES</b>				
<b>Equity</b>				
Equity share capital		10,872.80	-	10,872.80
Other equity	3, 7 & 12	57,959.79	7,315.76	65,275.55
<b>Total equity</b>		<b>68,832.59</b>	<b>7,315.76</b>	<b>76,148.35</b>
<b>LIABILITIES</b>				
<b>Non-current liabilities</b>				
<b>Financial liabilities</b>				
i. Borrowings		2,495.64	-	2,495.64
Employee Benefit Obligations		297.23	-	297.23
Deferred tax liabilities (net)		789.04	-	789.04
Provisions		156.05	-	156.05
<b>Total non-current liabilities</b>		<b>3,737.96</b>	<b>-</b>	<b>3,737.96</b>
<b>Current liabilities</b>				
<b>Financial liabilities</b>				
i. Trade payables		803.84	-	803.84
ii. Other financial liabilities	7	5,853.36	(3,794.05)	2,059.31
Employee Benefit Obligations		277.46	-	277.46
Provisions		0.85	-	0.85
Other current liabilities		208.91	-	208.91
<b>Total current liabilities</b>		<b>7,144.42</b>	<b>(3,794.05)</b>	<b>3,350.37</b>
<b>Total liabilities</b>		<b>10,882.38</b>	<b>(3,794.05)</b>	<b>7,088.33</b>
<b>Total equities and liabilities</b>		<b>79,714.97</b>	<b>3,521.71</b>	<b>83,236.68</b>

\* The IGAAP figures have been reclassified to conform to Ind AS presentation requirements for the purposes of this note.



**Notes annexed to and forming part of the Standalone Financial Statements** for the year ended March 31, 2017

(All amounts in INR lakhs, unless otherwise stated)

**Reconciliation of equity as at 31 March 2016**

Particulars	Notes to first-time adoption	Previous IGAAP*	Adjustments	Ind AS
<b>ASSETS</b>				
<b>Non-current assets</b>				
Property, plant and equipment	1	16,183.30	(1,881.16)	14,302.14
Capital work-in-progress	9	1,767.55	104.60	1,872.15
Other intangible assets	2	1,479.60	(1,400.00)	79.60
Equity Investments in Subsidiaries, Joint Ventures and Associates	12	37,258.43	1,100.99	38,369.42
Financial assets				
i. Investments	12	13,167.22	3,417.49	16,584.71
ii. Other financial assets		1,641.18	-	1,641.18
Current tax assets (net)		885.97	-	885.97
Other non-current assets	5	731.66	2,996.48	3,728.14
<b>Total non-current assets</b>		<b>73,114.91</b>	<b>4,348.40</b>	<b>77,463.31</b>
<b>Current assets</b>				
Financial assets				
i. Investments	3	1,500.00	4.28	1,504.28
ii. Trade receivables		2,993.05	-	2,993.05
iii. Cash and cash equivalents		668.59	-	668.59
iv. Bank balances other than (iii) above		1,255.04	-	1,255.04
v. Other financial assets		190.26	-	190.26
Other current assets	4	613.06	284.71	897.77
<b>Total current assets</b>		<b>7,220.00</b>	<b>288.99</b>	<b>7,508.99</b>
<b>Total assets</b>		<b>80,334.91</b>	<b>4,637.39</b>	<b>84,972.30</b>
<b>EQUITY AND LIABILITIES</b>				
<b>Equity</b>				
Equity share capital		10,872.80	-	10,872.80
Other equity	3, 7, 8, 9 & 12	59,708.90	8,220.22	67,929.12
<b>Total equity</b>		<b>70,581.70</b>	<b>8,220.22</b>	<b>78,801.92</b>
<b>LIABILITIES</b>				
<b>Non-current liabilities</b>				
Financial liabilities				
i. Borrowings		1,780.60	-	1,780.60
Provisions		156.05	-	156.05
Employee Benefit Obligations		287.30	-	287.30
Deferred tax liabilities (net)	8	502.33	37.68	540.01
<b>Total non-current liabilities</b>		<b>2,726.28</b>	<b>37.68</b>	<b>2,763.96</b>
<b>Current liabilities</b>				
Financial liabilities				
i. Trade payables		1,522.71	-	1,522.71
ii. Other financial liabilities	7	4,783.97	(3,620.51)	1,163.46
Employee Benefit Obligations		429.58	-	429.58
Other current liabilities		290.67	-	290.67
<b>Total current liabilities</b>		<b>7,026.93</b>	<b>(3,620.51)</b>	<b>3,406.42</b>
<b>Total liabilities</b>		<b>9,753.21</b>	<b>(3,582.83)</b>	<b>6,170.38</b>
<b>Total equities and liabilities</b>		<b>80,334.91</b>	<b>4,637.39</b>	<b>84,972.30</b>

\* The IGAAP figures have been reclassified to conform to Ind AS presentation requirements for the purposes of this note.

**Notes annexed to and forming part of the Standalone Financial Statements** for the year ended March 31, 2017

(All amounts in INR lakhs, unless otherwise stated)

**Reconciliation of total comprehensive income for the year ended 31st March, 2016**

Particulars	Notes to first-time adoption	Previous IGAAP*	Adjustments	Ind AS
Revenue from operations		33,062.85	-	33,062.85
Other income	3 & 12	2,536.49	1,011.05	3,547.54
<b>Total Income</b>		<b>35,599.34</b>	<b>1,011.05</b>	<b>36,610.39</b>
<b>Expenses</b>				
Operating expenses	1 & 2	20,027.79	240.00	20,267.79
Employee benefit expense	10	1,505.99	7.73	1,513.72
Finance costs	9	306.25	(104.60)	201.65
Depreciation and amortisation expense	1 & 2	2,539.28	(284.71)	2,254.57
Other expenses	1 & 2	3,408.25	44.66	3,452.91
<b>Total expenses</b>		<b>27,787.56</b>	<b>(96.92)</b>	<b>27,690.64</b>
<b>Profit before exceptional items and tax</b>		<b>7,811.78</b>	<b>1,107.97</b>	<b>8,919.75</b>
Exceptional items		6,306.61	-	6,306.61
<b>Profit before tax</b>		<b>14,118.39</b>	<b>1,107.97</b>	<b>15,226.36</b>
Income tax expense				
-Current tax		3,801.00	-	3,801.00
-Deferred tax	8	(286.72)	35.01	(251.71)
<b>Total tax expense</b>		<b>3,514.28</b>	<b>35.01</b>	<b>3,549.29</b>
<b>Profit for the Year</b>		<b>10,604.11</b>	<b>1,072.96</b>	<b>11,677.07</b>
<b>Other comprehensive income, net of tax</b>	11	-	5.05	5.05
<b>Total comprehensive income for the year</b>		<b>10,604.11</b>	<b>1,078.01</b>	<b>11,682.12</b>

\* The IGAAP figures have been reclassified to conform to Ind AS presentation requirements for the purposes of this note.

**Reconciliation of total equity as at 31 March 2016 and 1 April 2015**

Particulars	Notes to first time adoption	31 March 2016	1 April 2015
Total equity (shareholder's funds) as per IGAAP		70,581.70	68,832.59
<b>Adjustments</b>			
Impact of Premium receivable on redemption and unwinding of discount on investment measured at amortized cost	12	4,528.52	3,521.75
Effect of measuring investment at fair value through Profit & Loss	3	4.28	-
Proposed Interim Dividend and Provision for Tax on Dividend	7	3,620.51	3,794.05
Interest Cost on general borrowing pertaining to qualifying assets Capitalized	9	104.60	-
Tax effects of adjustment	8	(37.69)	
Others			(0.04)
<b>Total adjustments</b>		<b>8,220.22</b>	<b>7,315.76</b>
<b>Total equity as per Ind AS</b>		<b>78,801.92</b>	<b>76,148.35</b>

**Notes annexed to and forming part of the Standalone Financial Statements** for the year ended March 31, 2017

(All amounts in INR lakhs, unless otherwise stated)

**Reconciliation of total comprehensive income for the year ended 31 March 2016**

Particulars	Notes to first time adoption	31 March 2016
Profit after tax as per IGAAP		10,604.11
<b>Adjustments:</b>		
Impact of Premium receivable on redemption and unwinding of discount on investment measured at amortized cost	12	1,006.77
Effect of measuring investment at fair value through Profit & Loss	3	4.28
Remeasurements of post employment benefit obligations	10	(7.73)
Interest Cost on general borrowing pertaining to qualifying assets Capitalized	9	104.60
Tax effects of adjustment	8	(35.01)
Others		0.05
<b>Total adjustments</b>		<b>1,072.96</b>
<b>Profit after tax as per Ind AS</b>		<b>11,677.07</b>
<b>Other comprehensive income, net of tax</b>	<b>11</b>	<b>5.05</b>
<b>Total comprehensive income as per Ind AS</b>		<b>11,682.12</b>

**Impact of Ind AS adoption on the statements of cash flows for the year ended 31 March 2016**

Particulars	Notes	Previous IGAAP	Adjustments	Ind AS
Net cash flow from operating activities		3,349.67	-	3,349.67
Net cash flow from investing activities	9	5,104.32	(104.60)	4,999.72
Net cash flow from financing activities	9	(10,850.41)	104.60	(10,745.81)
<b>Net increase/(decrease) in cash and cash equivalents</b>		<b>(2,396.42)</b>	<b>-</b>	<b>(2,396.42)</b>
Cash and cash equivalents as at 1 April 2015		3,065.01	-	3,065.01
<b>Cash and cash equivalents as at 31 March 2016</b>		<b>668.59</b>	<b>-</b>	<b>668.59</b>

**Analysis of changes in cash and cash equivalents for the purposes of statement of cash flows under Ind AS**

Particulars	31 March 2016	1 April 2015
Cash and cash equivalents as per IGAAP	668.59	3,065.01
<b>Cash and cash equivalents for the purpose of statement of cash flows</b>	<b>668.59</b>	<b>3,065.01</b>

**C: Notes to first-time adoption:****Note 1: Property, plant and equipment**

Under the previous GAAP, upfront leasehold land premium was presented as part of Property, plant and equipment. Under Ind AS, this is shown under other non-current assets as prepaid expenses, with the current portion shown under current assets. Accordingly, the depreciation expense on the above has been reclassified to 'Other Expenses'. There is no impact on the total equity or profit as a result of this adjustment.

**Note 2: Other Intangible Assets**

Under the previous GAAP, upfront operations and management fees paid for Punjab Conware CFS was presented as part of Property, plant and equipment. Under Ind AS, this is shown under other non-current assets as prepaid expenses, with the current portion shown under current assets. Accordingly, the depreciation expense on the above has been reclassified to 'Operating Expenses'. There is no impact on the total equity or profit as a result of this adjustment.

## Notes annexed to and forming part of the Standalone Financial Statements for the year ended March 31, 2017

(All amounts in INR lakhs, unless otherwise stated)

### Note 3: Fair Value of Investments

Under the previous GAAP, investments in mutual funds were classified as long-term investments or current investments based on the intended holding period and realisability. Long-term investments were carried at cost less provision for other than temporary decline in the value of such investments. Current investments were carried at lower of cost and fair value. Under Ind AS, these investments are required to be measured at fair value. The resulting fair value changes of these investments (other than equity instruments designated as at FVOCI) have been recognised in retained earnings as at the date of transition and subsequently in the statement of profit and loss for the year ended 31 March 2016. This increased the retained earnings by Rs. 4.28 lakhs as at 31 March 2016 (1 April 2015 - Nil). Accordingly, the profit for the year ended 31 March 2016 increased by Rs. 4.28 lakhs.

### Note 4: Other Current Assets

Under the previous GAAP, upfront leasehold land premium and upfront operations and management fees paid for Punjab Conware CFS were presented as part of Property, plant and equipment and other intangible assets respectively. Under Ind AS, these are shown under other non-current assets as prepaid expenses, with the current portion shown under current assets. There is no impact on the total equity or profit as a result of this adjustment.

### Note 5: Other Non-Current Assets

Under the previous GAAP, upfront leasehold land premium and upfront operations and management fees paid for Punjab Conware CFS were presented as part of Property, plant and equipment and other intangible assets respectively. Under Ind AS, these are shown under other non-current assets as prepaid expenses, with the current portion shown under current assets. There is no impact on the total equity or profit as a result of this adjustment.

### Note 6: Assets classified as held for sale

Under the previous GAAP, assets classified as held for sale was presented as part of other current assets. Under Ind AS, this is shown separately on the face of Balance Sheet. There is no impact on the total equity or profit as a result of this adjustment.

### Note 7: Other financial liabilities- Proposed dividend

Under the previous GAAP, dividends proposed by the Board of directors after the balance sheet date but before the approval of the financial statements were considered as adjusting events. Accordingly, provision for proposed dividend was recognised as a liability. Under Ind AS, such dividends are recognised when the same is approved by the shareholders in the general meeting. Accordingly, the liability for proposed dividend of Rs. 3,620.51 lakhs as at 31 March 2016 (1 April 2015 Rs. 3,794.05 lakhs) included under provisions has been reversed with corresponding adjustment to retained earnings. Consequently, the total equity increased by an equivalent amount.

### Note 8: Deferred tax

Under IGAAP, deferred tax accounting was done using the income statement approach, which focuses on differences between taxable profits and accounting profits for the period. Ind AS requires entities to account for deferred taxes using the balance sheet approach, which focuses on temporary differences between the carrying amount of an asset or liability in the balance sheet and its tax base. The application of Ind AS 12 approach has resulted in recognition of deferred tax on new temporary differences which was not required under IGAAP.

In addition, the various transitional adjustments lead to temporary differences. According to the accounting policies, the Company has to account for such differences. Deferred tax adjustments are recognised in correlation to the underlying transaction either in retained earnings or other comprehensive income, on the date of transition. Accordingly, the liability for deferred tax has increased by Rs. 37.69 lakhs as at 31 March 2016 (1 April 2015 Rs. Nil) with corresponding adjustment to retained earnings. Consequently, the total equity increased by an equivalent amount.

### Note 9: Capital Work in progress

Finance cost on borrowings, which were expensed under IGAAP qualifies under Ind AS to be capitalised and carried forward as part of Capital Work in progress. An amount of Rs. 104.60 lakhs as on 31 Mar 2016 (31 March 2015: Rs. Nil) were capitalised.

Consequent to the above, the total equity as at 31 March 2016 increased by Rs. 104.60 lakhs as at 31 March 2016 (1 April 2015 - Rs. Nil) and Total comprehensive income for the year ended 31 March 2016 increased by Rs. 104.60 lakhs.

## Notes annexed to and forming part of the Standalone Financial Statements for the year ended March 31, 2017

(All amounts in INR lakhs, unless otherwise stated)

### Note 10: Remeasurements of post-employment benefit obligations

Under Ind AS, remeasurements i.e. actuarial gains and losses and the return on plan assets, excluding amounts included in the net interest expense on the net defined benefit liability are recognised in other comprehensive income instead of profit or loss. Under the IGAAP, these remeasurements were forming part of the profit or loss for the year. As a result of this change, the profit for the year ended March 31, 2016 decreased by Rs. 7.73 lakhs. There is no impact on the total equity as at 31 March 2016.

### Note 11: Other comprehensive income

Under Ind AS, all items of income and expense recognised in a period should be included in profit or loss for the period, unless a standard requires or permits otherwise. Items of income and expense that are not recognised in profit or loss but are shown in the statement of profit and loss as "other comprehensive income" represents remeasurements of defined benefit plans and its tax impact of Rs. 5.05 lakhs. The concept of other comprehensive income did not exist under previous GAAP.

### Note 12: Equity component of investment in preference share

Under the previous GAAP, investment in preference shares of subsidiaries and joint venture are recorded at the transaction price. Under Ind AS, investment in preference shares is treated as financial asset. Such asset is recorded at fair value at initial recognition and subsequently measured at amortised cost using effective interest rate method (except those subsequently measured at fair value). The difference between fair value and transaction price on initial recognition is recognised as additional investment in subsidiary and joint venture. Equity Investment in subsidiary and joint venture is tested for impairment. As a result of this adjustment, retained earnings has increased by Rs. 4,528.52 Lakhs as at 31 March 2016 (01 April 2015 Rs. 3,521.75 Lakhs). The profit for the year ended 31 March 2016 has increased by Rs. 1,006.77 lakhs as a result of recognising income from premium receivable on redemption and unwinding of discount using effective interest rate method.

### Note 13: Retained Earnings

Retained earnings as at April 1, 2015 has been adjusted consequent to the above Ind AS transition adjustments

## 30 Earnings Per Share

The number of shares used in computing Basic and Diluted Earnings per Share is the weighted average number of shares outstanding during the year.

Particulars	Year ended 31 March 2017	Year ended 31 March 2016
Profit attributable to the equity holders of the company used in calculating basic/ diluted earnings per share	5,170.28	11,677.07
Weighted average number of equity shares used as the denominator in calculating basic/ diluted earnings per share	108,728,049	108,728,049
Total basic/ diluted earnings per share attributable to the equity holders of the company	4.76	10.74

## 31 Offsetting Financial Assets And Financial Liabilities

### (a) Collateral against borrowings

Trade receivables and non-current assets of the Group are pledged as security against debt facilities from the lender. For carrying amount of assets pledged as security refer note 32.

**Notes annexed to and forming part of the Standalone Financial Statements** for the year ended March 31, 2017

(All amounts in INR lakhs, unless otherwise stated)

**32 Assets Pledge As Security**

The carrying amounts of assets pledged as security for non-current borrowings are :

Particulars	Notes	31 March 2017	31 March 2016	1 April 2015
<b>Current Assets</b>				
<b>Financial Assets</b>				
First Charge				
Trade receivables	5(e)	2,747.24	2,993.05	1,958.17
		<b>2,747.24</b>	<b>2,993.05</b>	<b>1,958.17</b>
<b>Total Current Assets pledged as Security</b>		<b>2,747.24</b>	<b>2,993.05</b>	<b>1,958.17</b>
<b>Non-Current Assets</b>				
First Charge				
Property, Plant and Equipment	3	17,814.02	14,302.14	14,411.66
Capital Work-in-Progress	3	3,382.23	1,872.15	-
Other intangible assets	4	50.65	79.60	-
Intangible assets under development		-	-	13.48
<b>Total Non-Current Assets pledged as Security</b>		<b>21,246.90</b>	<b>16,253.89</b>	<b>14,425.14</b>
<b>Total Assets pledged as Security</b>		<b>23,994.14</b>	<b>19,246.94</b>	<b>16,383.31</b>

**33**

Exceptional Item comprises of Profit of Rs. 6,306.61 lacs on sale of Company's freehold land and building at Garhi Harsaru, Gurgaon to its Joint Venture Company Gateway Rail Freight Limited on the sale consideration of Rs. 7,490 lacs (Book value: Rs. 1,183.39 lacs), during the year ended 31 March, 2016.

**34**

Previous year figures have been regrouped and reclassified to conform with current year's classification, wherever applicable.

Signatures to Note 1 to 34.

In terms of our report of even date.

For **Price Waterhouse**  
Firm Registration No.: FRN 301112E  
Chartered Accountants

**Partha Ghosh**  
Partner  
Membership No.: 55913

Place: New Delhi  
Date: 18 May, 2017

For and on behalf of the Board of Directors

**Prem Kishan Dass Gupta**  
*Chairman and Managing Director*  
DIN: 00011670

**R. Kumar**  
*Deputy Chief Executive Officer and  
Chief Finance Officer cum Company Secretary*

Place: New Delhi  
Date: 18 May, 2017

**Shabbir Hassanbhai**  
*Director*  
DIN: 00268133

# Independent Auditors' Report

To the Members of

**Gateway Distriparks Limited**

## Report on the Consolidated Indian Accounting Standards (Ind AS) Financial Statements

1. We have audited the accompanying consolidated Ind AS financial statements of Gateway Distriparks Limited ("hereinafter referred to as the Holding Company") and its subsidiaries (the Holding Company and its subsidiaries together referred to as "the Group"), its joint ventures and associate company; (refer Note 33 to the attached consolidated Ind AS financial statements), comprising of the consolidated Balance Sheet as at March 31, 2017, the consolidated Statement of Profit and Loss (including Other Comprehensive Income), the consolidated Cash Flow Statement for the year then ended and the Statement of Changes in Equity for the year then ended, and a summary of significant accounting policies and other explanatory information prepared based on the relevant records (hereinafter referred to as "the Consolidated Ind AS Financial Statements").

## Management's Responsibility for the Consolidated Ind AS Financial Statements

2. The Holding Company's Board of Directors is responsible for the preparation of these consolidated Ind AS financial statements in terms of the requirements of the Companies Act, 2013 (hereinafter referred to as "the Act") that give a true and fair view of the consolidated financial position, consolidated financial performance, consolidated cash flows and changes in equity of the Group including its associate and joint ventures in accordance with accounting principles generally accepted in India including the Indian Accounting Standards specified in the Companies (Indian Accounting Standards) Rules, 2015 (as amended) under Section 133 of the Act. The Holding Company's Board of Directors is also responsible for ensuring accuracy of records including financial information considered necessary for the preparation of consolidated Ind AS financial statements. The respective Board of Directors of the companies included in the Group and of its associate and joint ventures are responsible for maintenance of adequate accounting records in accordance with the provisions of the Act for safeguarding the assets of the Group and its associate and joint ventures respectively and for preventing and detecting frauds and other irregularities; the selection

and application of appropriate accounting policies; making judgements and estimates that are reasonable and prudent; and the design, implementation and maintenance of adequate internal financial controls, that were operating effectively for ensuring the accuracy and completeness of the accounting records, relevant to the preparation and presentation of the Ind AS financial statements that give a true and fair view and are free from material misstatement, whether due to fraud or error, which has been used for the purpose of preparation of the consolidated Ind AS financial statements by the Directors of the Holding Company, as aforesaid.

## Auditors' Responsibility

3. Our responsibility is to express an opinion on these consolidated Ind AS financial statements based on our audit. While conducting the audit, we have taken into account the provisions of the Act and the Rules made thereunder including the accounting standards and matters which are required to be included in the audit report.
4. We conducted our audit of the consolidated Ind AS financial statements in accordance with the Standards on Auditing specified under Section 143(10) of the Act and other applicable authoritative pronouncements issued by the Institute of Chartered Accountants of India. Those Standards and pronouncements require that we comply with ethical requirements and plan and perform the audit to obtain reasonable assurance about whether the consolidated Ind AS financial statements are free from material misstatement.
5. An audit involves performing procedures to obtain audit evidence about the amounts and disclosures in the consolidated Ind AS financial statements. The procedures selected depend on the auditors' judgement, including the assessment of the risks of material misstatement of the consolidated Ind AS financial statements, whether due to fraud or error. In making those risk assessments, the auditor considers internal financial control relevant to the Holding Company's preparation of the consolidated Ind AS financial statements that give a true and fair view, in order to design audit procedures that are appropriate in the circumstances. An audit also includes evaluating the appropriateness of the accounting policies used and the reasonableness of the accounting estimates made by the Holding Company's Board of Directors, as well as

evaluating the overall presentation of the consolidated Ind AS financial statements.

6. We believe that the audit evidence obtained by us and the audit evidence obtained by the other auditors in terms of their reports referred to in sub-paragraph 8 of the Other Matters paragraph below is sufficient and appropriate to provide a basis for our audit opinion on the consolidated Ind AS financial statements.

### Opinion

7. In our opinion and to the best of our information and according to the explanations given to us, the aforesaid consolidated Ind AS financial statements give the information required by the Act in the manner so required and give a true and fair view in conformity with the accounting principles generally accepted in India of the consolidated state of affairs of the Group, its associate and joint ventures as at March 31, 2017, and their consolidated profit (including other comprehensive income), their consolidated cash flows and consolidated changes in equity for the year ended on that date.

### Other Matter

8. We did not audit the financial statements of two subsidiaries whose financial statements reflect total assets of Rs.9,153.12 lacs and net assets of Rs.4,082.81 lacs as at March 31, 2017, total revenue of Rs.1,908.03 lacs, net loss of Rs.135.28 lacs and net cash flows amounting to Rs. 29.31 lacs for the year ended on that date, as considered in the consolidated Ind AS financial statements. The consolidated Ind AS financial statements also include the Group's share of net profit/loss of Rs. Nil for the year ended March 31, 2017 as considered in the consolidated Ind AS financial statements, in respect of one joint venture, whose financial statements have not been audited by us. These financial statements have been audited by other auditors whose reports have been furnished to us by the Management, and our opinion on the consolidated Ind AS financial statements insofar as it relates to the amounts and disclosures included in respect of these subsidiaries and joint venture and our report in terms of sub-section (3) of Section 143 of the Act insofar as it relates to the aforesaid subsidiaries and joint venture, is based solely on the reports of the other auditors.

Our opinion on the consolidated Ind AS financial statements and our report on Other Legal and Regulatory Requirements below, is not modified in respect of the

above matters with respect to our reliance on the work done and the reports of the other auditors.

9. The comparative financial information of the Company for the year ended March 31, 2016 and the transition date opening balance sheet as at April 1, 2015 included in these consolidated Ind AS financial statements, are based on the previously issued statutory financial statements for the years ended March 31, 2016 and March 31, 2015 prepared in accordance with the Companies (Accounting Standards) Rules, 2006 (as amended) which were audited by us, on which we expressed an unmodified opinion dated April 27, 2016 and April 29, 2015 respectively. The adjustments to those financial statements for the differences in accounting principles adopted by the Company on transition to the Ind AS have been audited by us.

Our opinion is not qualified in respect of these matters.

### Report on Other Legal and Regulatory Requirements

10. As required by Section 143(3) of the Act, we report, to the extent applicable, that:
  - (a) We have sought and obtained all the information and explanations which to the best of our knowledge and belief were necessary for the purposes of our audit of the aforesaid consolidated Ind AS financial statements.
  - (b) In our opinion, proper books of account as required by law maintained by the Holding Company, its subsidiaries included in the Group, associate company and joint ventures incorporated in India including relevant records relating to preparation of the aforesaid consolidated Ind AS financial statements have been kept so far as it appears from our examination of those books and records of the Holding Company and the reports of the other auditors.
  - (c) The Consolidated Balance Sheet, the Consolidated Statement of Profit and Loss (including other comprehensive income), Consolidated Cash Flow Statement and the Consolidated Statement of Changes in Equity dealt with by this Report are in agreement with the relevant books of account maintained by the Holding Company, its subsidiaries included in the Group, associate company and joint ventures incorporated in India including relevant records relating to the preparation of the consolidated Ind AS financial statements.



- (d) In our opinion, the aforesaid consolidated Ind AS financial statements comply with the Indian Accounting Standards specified under Section 133 of the Act.
- (e) On the basis of the written representations received from the directors of the Holding Company as on March 31, 2017 taken on record by the Board of Directors of the Holding Company and the reports of the statutory auditors of its subsidiary companies, associate company and joint ventures incorporated in India, none of the directors of the Group companies, its associate company and joint ventures incorporated in India is disqualified as on March 31, 2017 from being appointed as a director in terms of Section 164 (2) of the Act.
- (f) With respect to the adequacy of the internal financial controls over financial reporting of the Holding Company, its subsidiary companies, associate company and joint ventures incorporated in India and the operating effectiveness of such controls, refer to our separate Report in Annexure A.
- (g) With respect to the other matters to be included in the Auditors' Report in accordance with Rule 11 of the Companies (Audit and Auditors) Rules, 2014, in our opinion and to the best of our information and according to the explanations given to us:
- The consolidated Ind AS financial statements disclose the impact, if any, of pending litigations as at March 31, 2017 on the consolidated financial position of the Group, its associate and joint ventures- Refer Note 24 to the consolidated Ind AS financial statements.
  - Provision has been made in the consolidated Ind AS financial statements, as required under the applicable law or accounting standards, for material foreseeable losses, if any, on long-term contracts. The Group and its associate and joint

ventures did not have any derivative contracts as at March 31, 2017.

- The instances of delay in transferring amounts, required to be transferred, to the Investor Education and Protection Fund by the Holding Company, and its subsidiary companies, associate company and joint ventures incorporated in India, during the year ended March 31, 2017 are as follows:

Nature of dues	Period to which the amount relates	Amount (Rs. in Lakhs)	Payment due date	Date of Payment
Unclaimed Dividend	2009-2010	8.24	December 22, 2016	January 3, 2017

- The Group has provided requisite disclosures in the financial statements as to holdings as well as dealings in Specified Bank Notes during the period from 8th November, 2016 to 30th December, 2016. Based on audit procedures and relying on the management representation we report that the disclosures are in accordance with books of account maintained by the Holding Company, and its subsidiary companies, associate company and jointly venture companies incorporated in India and as produced to us by the Management - Refer Note 25.

For **Price Waterhouse**  
Firm Registration Number: 301112E  
*Chartered Accountants*

New Delhi  
May 18, 2017

**Partha Ghosh**  
*Partner*  
Membership Number: 55913

## Annexure A to Independent Auditors' Report

Referred to in paragraph 10(f) of the Independent Auditors' Report of even date to the members of Gateway Distriparks Limited on the consolidated financial statements for the year ended March 31, 2017

### Report on the Internal Financial Controls under Clause (i) of Sub-section 3 of Section 143 of the Act

1. In conjunction with our audit of the consolidated financial statements of the Company as of and for the year ended March 31, 2017, we have audited the internal financial controls over financial reporting of Gateway Distriparks Limited (hereinafter referred to as "the Holding Company") and its subsidiary companies, its associate company and joint ventures, which are companies incorporated in India, as of that date.

### Management's Responsibility for Internal Financial Controls

2. The respective Board of Directors of the Holding company, its subsidiary companies, its associate company and joint ventures, which are companies incorporated in India, are responsible for establishing and maintaining internal financial controls based on "internal control over financial reporting criteria established by the Company considering the essential components of internal control stated in the Guidance Note on Audit of Internal Financial Controls Over Financial Reporting issued by the Institute of Chartered Accountants of India (ICAI)". These responsibilities include the design, implementation and maintenance of adequate internal financial controls that were operating effectively for ensuring the orderly and efficient conduct of its business, including adherence to the respective company's policies, the safeguarding of its assets, the prevention and detection of frauds and errors, the accuracy and completeness of the accounting records, and the timely preparation of reliable financial information, as required under the Act.

### Auditor's Responsibility

3. Our responsibility is to express an opinion on the Company's internal financial controls over financial reporting based on our audit. We conducted our audit in accordance with the Guidance Note on Audit of Internal Financial Controls Over Financial Reporting (the "Guidance Note") issued by the ICAI and the Standards on Auditing deemed to be prescribed under section 143(10) of the Companies Act, 2013, to the extent applicable to an audit of internal financial controls, both applicable to an audit of internal financial controls and both issued by the ICAI. Those Standards and the Guidance Note require that we comply with

ethical requirements and plan and perform the audit to obtain reasonable assurance about whether adequate internal financial controls over financial reporting was established and maintained and if such controls operated effectively in all material respects.

4. Our audit involves performing procedures to obtain audit evidence about the adequacy of the internal financial controls system over financial reporting and their operating effectiveness. Our audit of internal financial controls over financial reporting included obtaining an understanding of internal financial controls over financial reporting, assessing the risk that a material weakness exists, and testing and evaluating the design and operating effectiveness of internal control based on the assessed risk. The procedures selected depend on the auditor's judgement, including the assessment of the risks of material misstatement of the financial statements, whether due to fraud or error.
5. We believe that the audit evidence we have obtained and the audit evidence obtained by the other auditors in terms of their reports referred to in the Other Matters paragraph below, is sufficient and appropriate to provide a basis for our audit opinion on the Company's internal financial controls system over financial reporting.

### Meaning of Internal Financial Controls Over Financial Reporting

6. A company's internal financial control over financial reporting is a process designed to provide reasonable assurance regarding the reliability of financial reporting and the preparation of financial statements for external purposes in accordance with generally accepted accounting principles. A company's internal financial control over financial reporting includes those policies and procedures that (1) pertain to the maintenance of records that, in reasonable detail, accurately and fairly reflect the transactions and dispositions of the assets of the company; (2) provide reasonable assurance that transactions are recorded as necessary to permit preparation of financial statements in accordance with generally accepted accounting principles, and that receipts and expenditures of the company are being made only in accordance with authorisations of management and directors of the company; and (3) provide reasonable assurance regarding prevention or timely detection of unauthorised acquisition, use, or

disposition of the company's assets that could have a material effect on the financial statements.

### **Inherent Limitations of Internal Financial Controls Over Financial Reporting**

7. Because of the inherent limitations of internal financial controls over financial reporting, including the possibility of collusion or improper management override of controls, material misstatements due to error or fraud may occur and not be detected. Also, projections of any evaluation of the internal financial controls over financial reporting to future periods are subject to the risk that the internal financial control over financial reporting may become inadequate because of changes in conditions, or that the degree of compliance with the policies or procedures may deteriorate.

### **Opinion**

8. In our opinion, the Holding Company, its subsidiary companies, its associate company and joint ventures, which are companies incorporated in India, have, in all material respects, an adequate internal financial controls system over financial reporting and such internal financial controls over financial reporting were operating effectively as at March 31, 2017, based on the internal control over financial reporting criteria

established by the Company considering the essential components of internal control stated in the Guidance Note on Audit of Internal Financial Controls Over Financial Reporting issued by the Institute of Chartered Accountants of India.

### **Other Matters**

9. Our aforesaid reports under Section 143(3)(i) of the Act on the adequacy and operating effectiveness of the internal financial controls over financial reporting insofar as it relates to two subsidiary companies and one joint venture, which are companies incorporated in India, is based on the corresponding reports of the auditors of such companies incorporated in India. Our opinion is not qualified in respect of this matter.

For **Price Waterhouse**  
Firm Registration Number: 301112E  
*Chartered Accountants*

New Delhi  
May 18, 2017

**Partha Ghosh**  
*Partner*  
Membership Number: 55913

**Consolidated Balance Sheet** as at March 31, 2017

(All amounts in INR lakhs, unless otherwise stated)

	Note	As at 31 March 2017	As at 31 March 2016	As at 1 April 2015
<b>ASSETS</b>				
<b>Non-current assets</b>				
Property, plant and equipment	3	25,018.19	21,622.56	21,967.62
Capital work-in-progress	3	3,745.20	1,883.62	8.86
Goodwill on consolidation	4	2,410.77	2,410.77	2,410.77
Other intangible assets	4	76.58	80.19	1.67
Intangible assets under development		-	-	13.48
Equity Investments in Joint Ventures and Associates	5(a)	52,865.33	51,134.65	51,196.24
<b>Financial assets</b>				
i. Investments	5(b)	15,768.72	14,806.32	13,902.65
ii. Other financial assets	5(d)	1,167.82	2,299.05	2,116.08
Current tax assets (net)	13(f)	998.93	995.48	839.47
Deferred tax assets (net)	13(d)	1,842.85	1,257.82	-
Other non-current assets	6	5,915.49	6,016.67	5,624.33
<b>Total non-current assets</b>		<b>109,809.88</b>	<b>102,507.13</b>	<b>98,081.17</b>
<b>Current assets</b>				
<b>Financial assets</b>				
i. Investments	5(c)	2,111.31	1,504.28	-
ii. Trade receivables	5(e)	4,552.75	4,237.59	3,501.46
iii. Cash and cash equivalents	5(f)	778.28	971.35	3,369.72
iv. Bank balances other than (iii) above	5(g)	58.20	1,307.16	2,701.76
v. Other financial assets	5(d)	384.43	196.14	175.84
Other current assets	6	1,416.71	1,023.67	790.90
Assets classified as held for sale	7	-	-	1,183.39
<b>Total current assets</b>		<b>9,301.68</b>	<b>9,240.19</b>	<b>11,723.07</b>
<b>Total assets</b>		<b>119,111.56</b>	<b>111,747.32</b>	<b>109,804.24</b>
<b>EQUITY AND LIABILITIES</b>				
<b>Equity</b>				
Equity share capital	8(a)	10,872.80	10,872.80	10,872.80
<b>Other equity</b>				
Reserves and surplus	8(b)	90,913.73	91,021.57	88,027.46
<b>Equity attributable to owners</b>		<b>101,786.53</b>	<b>101,894.37</b>	<b>98,900.26</b>
Non-controlling interests		841.53	865.47	928.36
<b>Total equity</b>		<b>102,628.06</b>	<b>102,759.84</b>	<b>99,828.62</b>
<b>LIABILITIES</b>				
<b>Non-current liabilities</b>				
<b>Financial liabilities</b>				
i. Borrowings	9(a)	10,431.77	4,411.39	5,199.36
Provisions	10	156.05	156.05	156.05
Employee benefit obligations	12	350.78	302.64	312.11
Deferred tax liabilities (net)	13(d)	-	-	10.16
<b>Total non-current liabilities</b>		<b>10,938.60</b>	<b>4,870.08</b>	<b>5,677.68</b>
<b>Current liabilities</b>				
<b>Financial liabilities</b>				
i. Borrowings	9(b)	481.49	-	-
ii. Trade payables	9(c)	-	-	-
- Total Outstanding dues of micro enterprises and small enterprises		-	-	-
- Total Outstanding dues of creditors other than micro enterprises and small enterprises		1,428.55	1,618.57	1,060.14
iii. Other financial liabilities	9(d)	2,608.10	1,669.80	2,626.96
Employee benefit obligations	12	549.56	470.89	340.94
Provisions	10	-	-	3.85
Other current liabilities	11	477.20	358.14	266.05
<b>Total current liabilities</b>		<b>5,544.90</b>	<b>4,117.40</b>	<b>4,297.95</b>
<b>Total liabilities</b>		<b>16,483.50</b>	<b>8,987.48</b>	<b>9,975.63</b>
<b>Total equities and liabilities</b>		<b>119,111.56</b>	<b>111,747.32</b>	<b>109,804.24</b>

The above consolidated balance sheet should be read in conjunction with the accompanying notes.

In terms of our report of even date.

For **Price Waterhouse**  
Firm Registration No.: FRN 301112E  
Chartered Accountants

For and on behalf of the Board of Directors

**Prem Kishan Dass Gupta**  
Chairman and Managing Director  
DIN: 00011670

**Shabbir Hassanbhai**  
Director  
DIN: 00268133

**Partha Ghosh**  
Partner  
Membership No.: 55913

Place: New Delhi  
Date: 18 May, 2017

**R. Kumar**  
Deputy Chief Executive Officer and  
Chief Finance Officer cum Company Secretary

Place: New Delhi  
Date: 18 May, 2017

## Consolidated Statement of Profit and Loss for the year ended March 31, 2017

(All amounts in INR lakhs, unless otherwise stated)

	Note	Year ended 31 March 2017	Year ended 31 March 2016
<b>REVENUES</b>			
Revenue from operations	14	39,339.95	38,791.41
Other income	15	1,227.58	1,688.91
<b>Total income</b>		<b>40,567.53</b>	<b>40,480.32</b>
<b>Expenses</b>			
Operating expenses	16	23,719.17	22,467.72
Employee benefit expense	17	1,979.99	1,748.41
Depreciation and amortisation expense	18	2,650.80	2,751.87
Other expenses	19	4,531.96	4,386.04
Finance costs	20	531.22	488.80
<b>Total expenses</b>		<b>33,413.14</b>	<b>31,842.84</b>
<b>Profit before exceptional items, share of net profits of investments accounted for using equity method and tax</b>		<b>7,154.39</b>	<b>8,637.48</b>
Share of net profit of associates and joint ventures accounted for using the equity method	33	1,761.33	3,380.98
<b>Profit before exceptional items and tax</b>		<b>8,915.72</b>	<b>12,018.46</b>
Exceptional items	34	-	3,200.32
<b>Profit before tax</b>		<b>8,915.72</b>	<b>15,218.78</b>
<b>Income tax expense</b>			
- Current tax	13(f)	2,091.21	4,236.64
- Deferred tax	13(e)	(587.41)	(1,270.65)
<b>Total tax expense</b>		<b>1,503.80</b>	<b>2,965.99</b>
<b>Profit for the year</b>		<b>7,411.92</b>	<b>12,252.79</b>
<b>Other comprehensive income</b>			
Items that will not be reclassified to profit or loss			
Remeasurements of post-employment benefit obligations	12	5.07	8.14
Income tax relating to the above		(2.38)	(2.68)
<b>Other comprehensive income for the year, net of tax</b>		<b>2.69</b>	<b>5.46</b>
<b>Total comprehensive income for the year</b>		<b>7,414.61</b>	<b>12,258.25</b>
<b>Profit is attributable to:</b>			
Owners of Gateway Distriparks Limited		7,435.85	12,322.58
Non-controlling interests		(23.93)	(69.79)
Other comprehensive income is attributable to:			
Owners of Gateway Distriparks Limited		2.69	5.46
Non-controlling interests		-	-
Total comprehensive income is attributable to:			
Owners of Gateway Distriparks Limited		7,438.54	12,328.04
Non-controlling interests		(23.93)	(69.79)
<b>Earnings Per Equity Share</b>			
<b>[Face Value Rs. 10 per share (Previous year: Rs. 10 per share)]</b>			
Basic/ Diluted earnings per share	29	6.84	11.34

The above consolidated statement of profit and loss should be read in conjunction with the accompanying notes.

In terms of our report of even date.

For **Price Waterhouse**  
Firm Registration No.: FRN 301112E  
Chartered Accountants

For and on behalf of the Board of Directors

**Prem Kishan Dass Gupta**  
Chairman and Managing Director  
DIN: 00011670

**Shabbir Hassanbhai**  
Director  
DIN: 00268133

**Partha Ghosh**  
Partner  
Membership No.: 55913

Place: New Delhi  
Date: 18 May, 2017

**R. Kumar**  
Deputy Chief Executive Officer and  
Chief Finance Officer cum Company Secretary

Place: New Delhi  
Date: 18 May, 2017

**Consolidated Statement of Cash Flow** for the year ended March 31, 2017

(All amounts in INR lakhs, unless otherwise stated)

		Year ended 31 March 2017	Year ended 31 March 2016
<b>A Cash Flow from operating activities</b>			
Profit before income tax including discontinued operations		<b>8,915.72</b>	<b>15,218.78</b>
<b>Adjustments for</b>			
<b>Add:</b>			
Depreciation and amortisation expenses	18	2,650.80	2,751.87
Finance costs	20	531.22	488.80
Loss on assets sold or discarded tangible assets	19	-	1.48
Bad debts written off and Provision for doubtful debts	19	1.79	188.00
<b>Less:</b>			
Interest income on fixed deposit with bank	15	(107.83)	(568.41)
Dividend from Subsidiary Company / Associate	15	-	-
Liabilities/ Provisions no Longer Required Written Back	15	(14.77)	(20.55)
Write back of Provision for Doubtful Ground Rent no longer required (net)	15	(20.64)	(81.39)
Net gain on redemption of Investments	15	(48.56)	(102.61)
Net gain on financial asset measured at FVPL	15	(11.31)	(4.28)
Interest income from financial assets at amortised cost	15	(1.55)	(0.46)
Share of profit of associate and joint venture	33	(1,761.33)	(3,380.98)
Gain on sale of Assets (net)	15	(45.48)	-
Exceptional item (Profit on sale of Assets held for sale)	35	-	(3,200.32)
Premium receivable on redemption and unwinding of discount on investment measured at amortized cost	15	(963.33)	(904.60)
<b>Change in operating assets and liabilities</b>			
(Increase)/decrease in trade receivables		(316.95)	(920.61)
(Increase)/decrease in other financial assets		(201.66)	40.71
(Increase)/decrease in other non-current assets		64.18	(208.12)
(Increase)/decrease in other current assets		(392.99)	(232.73)
Increase/(decrease) in trade payables		(190.02)	558.42
Increase/(decrease) in other financial liabilities		(129.81)	(80.28)
Increase/(decrease) in Employee benefit obligations		131.87	128.63
Increase/(decrease) in other current liabilities		133.75	112.68
Increase/(decrease) in provisions		-	(3.85)
<b>Cash generated from operations</b>		<b>8,223.10</b>	<b>9,780.18</b>
Income taxes paid	13(f)	(2,094.65)	(4,392.66)
<b>Net cash inflow from operating activities [A]</b>		<b>6,128.45</b>	<b>5,387.52</b>
<b>B Cash flow from investing activities</b>			
Purchase of property, plant and equipment/ intangible assets		(7,760.50)	(4,582.06)
Sale proceeds of property, plant and equipment		203.04	7,496.15
Proceeds from sale of investments		10,352.84	5,702.61
Purchase of current investments		(10,900.00)	(7,100.00)
Proceeds on maturity of fixed deposits		2,368.87	1,238.56
Interest received		141.22	555.09
Dividend received from associate	33	-	336.27
<b>Net cash (outflow)/inflow from investing activities [B]</b>		<b>(5,594.53)</b>	<b>3,646.62</b>

**Consolidated Statement of Cash Flow** (contd.) for the year ended March 31, 2017

(All amounts in INR lakhs, unless otherwise stated)

		Year ended 31 March 2017	Year ended 31 March 2016
<b>C</b>	<b>Cash flow from financing activities</b>		
	Repayment of borrowings	(1,070.42)	(1,868.27)
	Proceeds from borrowings	7,895.64	268.67
	Dividends paid to company's shareholders including dividend distribution tax	8(b)(iv) (7,546.37)	(9,333.93)
	Interest paid	(487.33)	(498.98)
	<b>Net cash outflow from financing activities [C]</b>	<b>(1,208.48)</b>	<b>(11,432.51)</b>
	<b>Net increase/(decrease) in cash and cash equivalents [A+B+C]</b>	<b>(674.56)</b>	<b>(2,398.37)</b>
	Cash and cash equivalents at the beginning of the financial year	5(f) 971.35	3,369.72
	<b>Cash and cash equivalents at the end of the year</b>	<b>5(f) 296.79</b>	<b>971.35</b>
	<b>Reconciliation of Cash Flow statements as per the cash flow statement</b>		
	<b>Cash Flow statement as per above comprises of the following</b>		
	Cash and cash equivalents	5(f) 778.28	971.35
	Bank overdrafts	5(f) (481.49)	-
	<b>Balances as per statement of cash flows</b>	<b>296.79</b>	<b>971.35</b>

The above consolidated statement of cash flows should be read in conjunction with the accompanying notes.

For **Price Waterhouse**  
Firm Registration No.: FRN 301112E  
Chartered Accountants

For and on behalf of the Board of Directors

**Prem Kishan Dass Gupta**  
*Chairman and Managing Director*  
DIN: 00011670

**Shabbir Hassanbhai**  
*Director*  
DIN: 00268133

**Partha Ghosh**  
Partner  
Membership No.: 55913

Place: New Delhi  
Date: 18 May, 2017

**R. Kumar**  
*Deputy Chief Executive Officer and  
Chief Finance Officer cum Company Secretary*

Place: New Delhi  
Date: 18 May, 2017

## Standalone Statement of Changes in Equity for the year ended March 31, 2017

(All amounts in INR lakhs, unless otherwise stated)

### (A) Equity Share Capital

	Note	
As at 1 April 2015	8(a)	10,873
Changes in equity share capital		-
As at 31 March 2016	8(a)	10,873
Changes in equity share capital		-
As at 31 March 2017	8(a)	10,873

### (B) Other Equity

	Note	Attributable to owners of Gateway Distriparks Limited Reserves and Surplus					Non- controlling interests	Total
		Securities premium reserve	Capital Redemption Reserve	General Reserves	Retained Earnings	Total Other Equity		
<b>Balance as at 1 April 2015</b>	<b>8(b)</b>	<b>34,594.59</b>	<b>788.35</b>	<b>4,900.20</b>	<b>47,744.32</b>	<b>88,027.46</b>	<b>928.36</b>	<b>88,955.82</b>
Profit for the year		-	-	-	12,322.58	12,322.58	(69.79)	12,252.79
Other Comprehensive Income, net of tax		-	-	-	5.46	5.46	-	5.46
<b>Total comprehensive income for the year</b>		-	-	-	<b>12,328.04</b>	<b>12,328.04</b>	<b>(69.79)</b>	<b>12,258.25</b>
Dividend paid (including dividend distribution tax)		-	-	-	9,333.93	9,333.93	-	9,333.93
Equity portion of Zero coupon Redeemable Preference Shares		-	-	-	-	-	6.90	6.90
<b>Balance as at 31 March 2016</b>	<b>8(b)</b>	<b>34,594.59</b>	<b>788.35</b>	<b>4,900.20</b>	<b>50,738.43</b>	<b>91,021.57</b>	<b>865.47</b>	<b>91,887.04</b>
<b>Balance as at 1st April 2016</b>		<b>34,594.59</b>	<b>788.35</b>	<b>4,900.20</b>	<b>50,738.43</b>	<b>91,021.57</b>	<b>865.47</b>	<b>91,887.04</b>
Profit for the year		-	-	-	7,435.85	7,435.85	(23.94)	7,411.91
Other Comprehensive Income, net of tax		-	-	-	2.69	2.69	-	2.69
<b>Total comprehensive income for the year</b>		-	-	-	<b>7,438.54</b>	<b>7,438.54</b>	<b>(23.94)</b>	<b>7,414.60</b>
Dividend paid (including dividend distribution tax)		-	-	-	7,546.38	7,546.38	-	7,546.38
Balance as at 31 March 2017	8(b)	34,594.59	788.35	4,900.20	50,630.59	90,913.73	841.53	91,755.26

The above consolidated statement of changes in equity should be read in conjunction with the accompanying notes.

In terms of our report of even date.

For **Price Waterhouse**  
Firm Registration No.: FRN 301112E  
Chartered Accountants

For and on behalf of the Board of Directors

**Prem Kishan Dass Gupta**  
Chairman and Managing Director  
DIN: 00011670

**Shabbir Hassanbhai**  
Director  
DIN: 00268133

**Partha Ghosh**  
Partner  
Membership No.: 55913

Place: New Delhi  
Date: 18 May, 2017

**R. Kumar**  
Deputy Chief Executive Officer and  
Chief Finance Officer cum Company Secretary

Place: New Delhi  
Date: 18 May, 2017



**Notes annexed to and forming part of the Consolidated Financial Statements** for the year ended March 31, 2017  
(All amounts in INR lakhs, unless otherwise stated)

## Background

Gateway Distriparks Limited (the 'Company') and its subsidiaries / associate / joint venture are engaged in business of Container Freight Stations / Inland Container Depots at various locations, transportation of cargo by containers on Indian Railways Network, road transportation of containers / cargo / chilled and frozen products and operating storage facilities at cold stores at various locations in India. The Company was incorporated on 6 April, 1994.

The Company's equity shares are listed in Bombay Stock Exchange and National Stock Exchange.

The Container Freight Stations are located at Navi Mumbai, Chennai, Vishakhapatnam Kochi and Krishnapatnam. The Company's Joint venture Gateway Rail Freight Limited operates Inland Container Depots, which are located at Garhi Harsaru (Gurgaon), Sahnewal (Ludhiana), Asaoti (Faridabad), Kalamboli (Navi Mumbai) and Virangam (Gujarat). The rakes carrying containers with cargo (Exim/ Domestic / Refrigerated / Empties) are operated on the Indian Railways network. Trailers are used to carry containers and cargo to the location of the premises of the customers. The Company's Associate Snowman Logistics Limited operates storage facilities at cold stores at various locations in India. Chilled and frozen products are stored on behalf of customers at these cold stores and are transported by refrigerated trucks to various locations in India.

## 1 Significant Accounting Policies:

This note provides a list of the significant accounting policies adopted in the preparation of these consolidated financial statements. These policies have been consistently applied to all the years presented, unless otherwise stated. The Company's financial statements are for the group consisting of Gateway Distriparks Limited (the 'Company') and its subsidiaries / associate/ joint venture.

### (a) Basis of Preparation:

#### (i) Compliance With Ind AS

The Consolidated financial statements comply in all material aspects with Indian Accounting Standards (Ind AS) notified under Section 133 of the companies Act, 2013 (the Act) [Companies (Indian Accounting Standards) Rules, 2015] and other relevant provisions of the Act.

The Financial statements up to year ended 31 March 2016 were prepared in accordance with the accounting standards notified under Companies (Accounting Standards) Rules, 2006 (as amended) and other relevant provisions of the Act.

These Financial statements are the first financial statements of the group under Ind AS. Refer note 29 for an explanation of how the transition from previous GAAP to Ind AS has affected the group's financial position, financial performance and cash flows.

#### (ii) Historical Cost Convention

The financial statements have been prepared on a historical cost basis, except for the following.

- Certain financial instruments that are measured at fair value;
- Define benefit plan-plan assets measured at fair value; and
- Assets held for sale-measured at lower of carrying value and fair value less cost to sell.

### (b) Principles of consolidation and equity accounting

#### (i) Subsidiaries

Subsidiaries are all entities (including structured entities) over which the group has control. The group controls an entity when the group is exposed to, or has rights to, variable returns from its involvement with the entity and has the ability to affect those returns through its power to direct the relevant activities of the entity. Subsidiaries are fully consolidated from the date on which control is transferred to the group. They are deconsolidated from the date that control ceases.

The acquisition method of accounting is used to account for business combinations by the group.

The group combines the financial statements of the parent and its subsidiaries line by line adding together like items of assets, liabilities, equity, income and expenses. Intercompany transactions, balances and unrealised gains on transactions between group companies are eliminated. Unrealised losses are also eliminated unless the transaction provides evidence

## Notes annexed to and forming part of the Consolidated Financial Statements for the year ended March 31, 2017

(All amounts in INR lakhs, unless otherwise stated)

of an impairment of the transferred asset. Accounting policies of subsidiaries have been changed where necessary to ensure consistency with the policies adopted by the group.

Non-controlling interests in the results and equity of subsidiaries are shown separately in the consolidated statement of profit and loss, consolidated statement of changes in equity and balance sheet respectively.

### (ii) Associates

Associates are all entities over which the group has significant influence but not control or joint control. This is generally the case where the group holds between 20% and 50% of the voting rights. Investments in associates are accounted for using the equity method of accounting (see (iv) below), after initially being recognised at cost.

### (iii) Joint arrangements

Under Ind AS 111 Joint Arrangements, investments in joint arrangements are classified as either joint operations or joint ventures. The classification depends on the contractual rights and obligations of each investor, rather than the legal structure of the joint arrangement. Gateway Distriparks Limited has joint ventures.

#### Joint ventures

Interests in joint ventures are accounted for using the equity method (see (iv) below), after initially being recognised at cost in the consolidated balance sheet.

### (iv) Equity method

Under the equity method of accounting, the investments are initially recognised at cost and adjusted thereafter to recognise the group's share of the post-acquisition profits or losses of the investee in profit and loss, and the group's share of other comprehensive income of the investee in other comprehensive income. Dividends received or receivable from associates and joint ventures are recognised as a reduction in the carrying amount of the investment.

When the group's share of losses in an equity accounted investment equals or exceeds its interests in the entity, including any other unsecured long-term receivables, the group does not recognise further losses, unless it has incurred obligations or made payments on behalf of the other entity.

Unrealised gains on transactions between the group and its associates and joint ventures are eliminated to the extent of the group's interest in these entities. Unrealised losses are also eliminated unless the transaction provides evidence of an impairment of the asset transferred. Accounting policies of equity accounted investees have been changed where necessary to ensure consistency with the policies adopted by the group.

The carrying amount of equity accounted investments are tested for impairment in accordance with the policy described in note 1(h) below.

### (v) Changes in ownership interests

The group treats transactions with non-controlling interests that do not result in a loss of control as transactions with equity owners of the group. A change in ownership interest results in an adjustment between the carrying amounts of the controlling and non-controlling interests to reflect their relative interests in the subsidiary. Any difference between the amount of the adjustment to non-controlling interests and any consideration paid or received is recognised within equity.

When the group ceases to consolidate or equity account for an investment because of a loss of control, joint control or significant influence, any retained interest in the entity is remeasured to its fair value with the change in carrying amount recognised in profit or loss. This fair value becomes the initial carrying amount for the purposes of subsequently accounting for the retained interest as an associate, joint venture or financial asset. In addition, any amounts previously recognised in other comprehensive income in respect of that entity are accounted for as if the group had directly disposed of the related assets or liabilities. This may mean that amounts previously recognised in other comprehensive income are reclassified to profit or loss.

If the ownership interest in a joint venture or an associate is reduced but joint control or significant influence is retained, only a proportionate share of the amounts previously recognised in other comprehensive income are reclassified to profit or loss where appropriate.

**Notes annexed to and forming part of the Consolidated Financial Statements** for the year ended March 31, 2017  
(All amounts in INR lakhs, unless otherwise stated)

**(c) Investment in Compound Financial Instruments issued by joint venture**

The group considers issuance of non-market rate redeemable preference shares by its joint venture as compound instrument comprising a loan with market terms and a capital injection and hence treat the difference between the cash paid and fair value on initial recognition as an addition to the investment in the joint venture and presented separately as 'Equity component of Zero Coupon Redeemable Preference Shares' under 'Non-Current Investments'. Equity Component is not subsequently remeasured.

**(d) Segment Reporting:**

Operating segments are reported in a manner consistent with the internal reporting provided to the Chief Operating Decision Maker ("CODM") of the group. The CODM, who is responsible for allocating resources and assessing performance of the operating segments, has been identified as the Chairman and Managing Director of the group. The group has identified one reportable segment "Container Freight Station" i.e. based on the information reviewed by CODM. Refer note 26 for segment information presented.

**(e) Foreign currency translation:**

**(i) Functional and presentation currency**

Items included in the financial statements of each of the group's entities are measured using the currency of the primary economic environment in which the entity operates ('the functional currency'). The consolidated financial statements are presented in Indian rupee (INR) which is the group's functional and presentation currency.

**(ii) Transactions and balances**

Foreign currency transactions are translated into functional currency using the exchange rates prevailing at the date of the transactions. Foreign exchange gains and losses resulting from the settlement of such transactions and from the translation of monetary assets and liabilities denominated in foreign currencies at year end exchange rates are generally recognised in profit or loss.

Foreign exchange differences regarded as an adjustment to borrowing costs are presented in the statement of profit and loss, within finance cost. All other foreign exchange gains and losses are presented in the Statement of profit and loss on a net basis.

Non-monetary items that are measured at fair value in a foreign currency are translated using the exchange rates at the date when the fair value was determined. Translation difference on assets and liabilities carried at fair value are reported as part of the fair value gain or loss. For example, translation differences on non-monetary assets and liabilities such as equity instruments held at fair value through profit or loss are recognised in statement of profit and loss as part of the fair value gain or loss and translation differences on non-monetary assets such as equity investments classified as FVOCI are recognised in other comprehensive income.

All monetary assets and liabilities in foreign currency are restated at the end of accounting period. With respect to long-term foreign currency monetary items, the group has adopted the following policy:

Long Term foreign currency monetary item taken upto 31 March 2016 on depreciable assets:

- Foreign exchange difference on account of long term foreign currency loan on a depreciable asset, are adjusted in the cost of the depreciable asset, which would be depreciated over the balance life of the asset

Long Term foreign currency monetary item taken after 01 April 2016 on depreciable assets:

- Foreign exchange difference on account of a depreciable assets, are included in the Statement of profit and Loss.

A monetary asset or liability is termed as a long-term foreign currency monetary item, if the asset or liability is expressed in a foreign currency and has a term of 12 months or more at the date of origination of the asset or liability.

**(f) Revenue Recognition.**

Revenue is measured at the fair value of the consideration received or receivable. Amounts disclosed as revenue are net of trade allowances, rebates, value added taxes and amounts collected on behalf of third parties.

## Notes annexed to and forming part of the Consolidated Financial Statements for the year ended March 31, 2017

(All amounts in INR lakhs, unless otherwise stated)

The group recognises revenue when the amount of revenue can be reliably measured, it is probable that future economic benefit will flow to the entity and specific criteria have been met for each of the group activities as described below. The group bases its estimates on historical results, taking into consideration the type of customer, the type of transaction and the specifics of each arrangement.

- (i) Income from Container handling, storage and transportation are recognised on proportionate completion of the movement and delivery of goods to the party/designated place.
- (ii) Income from Ground Rent is recognised for the period the container is lying in the Container Freight Station. However, in case of long standing containers, the income from Ground Rent is not accrued for a period beyond 60 days as on the basis of past history the collectability is not reasonably assured.
- (iii) Income from auction sales is recognised when the group auctions long-standing cargo that has not been cleared by customs. Revenue and expenses for Auction sales are recognised when auction is completed after obtaining necessary approvals from appropriate authorities. Auction sales include recovery of the cost incurred in conducting auctions, accrued ground rent and handling charges relating to long-standing cargo. Surplus, out of auctions, if any, after meeting all expenses and the actual ground rent, is credited to a separate account 'Auction Surplus' and is shown under the head 'Other Current Liabilities'. Unclaimed Auction Surplus, if any, in excess of period specified under the Limitations Act is written back as 'Income' in the following financial year.

### (g) Income Tax:

The income tax expense or credit for the period is the tax payable on the current period's taxable income based on the applicable income tax rate adjusted by changes in deferred tax assets and liabilities attributable to temporary differences and to unused tax losses.

The current income tax charge is calculated on the basis of the tax laws enacted or substantively enacted at the end of the reporting period in the country where the company and its subsidiaries, associate and joint venture generate taxable income. Management periodically evaluates position taken in tax returns with respect to situations in which applicable tax regulation is subject to interpretation. It establishes provisions where appropriate on the basis of amounts expected to be paid to the tax authorities.

Deferred income tax is provided in full, using the liability method, on temporary differences arising between the tax bases of assets and liabilities and their carrying amounts in the consolidated financial statements. Deferred income tax is determined using tax rates (and laws) that have been enacted or substantially enacted by the end of the reporting period and are expected to apply when the related deferred income tax asset is realised or the deferred income tax liability is settled.

Deferred tax assets are recognised for all deductible temporary differences and unused tax losses only if it is probable that future taxable amounts will be available to utilise those temporary differences and losses.

Deferred tax liabilities are not recognised for the temporary differences between the carrying amount and tax bases of investments in subsidiaries, associate and interest in joint arrangements where the group is able to control the timing of the reversal of the temporary differences and it is probable that the differences will not reverse in the foreseeable future.

Deferred tax assets are not recognised for temporary differences between the carrying amount and tax bases of investments in subsidiaries, associate and interest in joint arrangements where it is not probable that the differences will reverse in the foreseeable future and taxable profit will not be available against which the temporary differences can be utilised.

Deferred tax assets and liabilities are offset when there is a legally enforceable right to offset current tax assets and liabilities and when the deferred tax balances relate to the same taxation authority. Current tax assets and tax liabilities are offset where the entity has a legally enforceable right to offset and intends either to settle on a net basis, or to realise the assets and settle the liability simultaneously.

Current and deferred tax is recognised in profit or loss, except to the extent that it relates to items recognised in other comprehensive income or directly in equity. In this case, the tax is also recognised in other comprehensive income or directly in equity, respectively.

**Notes annexed to and forming part of the Consolidated Financial Statements** for the year ended March 31, 2017

(All amounts in INR lakhs, unless otherwise stated)

**(h) Leases:****As a lessee**

Leases in which a significant portion of the risks and rewards of ownership are not transferred to the group as lessee are classified as operating leases. Payments made under operating leases (net of any incentive received from the lessor) are charged to profit or loss on a straight line basis over the period of the lease unless the payments are structured to increase in line with expected general inflation to compensate for the lessor's expected inflationary cost increases.

**(i) Impairment of assets**

Goodwill and intangible assets that have an indefinite useful life are not subject to amortisation and are tested annually for impairment, or more frequently if events or changes in circumstances indicate that they might be impaired. Other assets are tested for impairment whenever events or changes in circumstances indicate that the carrying amount may not be recoverable. An impairment loss is recognised for the amount by which the asset's carrying amount exceeds its recoverable amount. The recoverable amount is the higher of an asset's fair value less costs of disposal and value in use. For the purposes of assessing impairment, assets are grouped at the lowest levels for which there are separately identifiable cash inflows which are largely independent of the cash inflows from other assets or groups of assets (cash-generating units). Non-financial assets other than goodwill that suffered an impairment are reviewed for possible reversal of the impairment at the end of each reporting period.

**(j) Cash and Cash equivalents**

For the purpose of presentation in the statement of cash flows, cash and cash equivalents includes cash on hand, demand deposits with banks, other short-term highly liquid investments with original maturities of three months or less that are readily convertible to known amounts of cash and which are subject to an insignificant risk of changes in value, and bank overdraft. Overdraft are shown within borrowing in current liabilities in the balance sheet.

**(k) Trade Receivables**

Trade Receivables are recognised initially at fair value and subsequently measured at amortised cost using the effective interest method, less provision for impairment.

**(l) Investments and other financial assets****(i) Classification**

The group classifies its financial assets in the following measurement categories:

- those to be measured subsequently at fair value (either through other comprehensive income, or through Statement of profit and loss and
- those measured at amortised cost.

The classification depends on the entity's business model for managing the financial assets and the contractual terms of the cash flows.

For the assets measured at fair value, gain and losses will either be recorded in profit or loss or other comprehensive income. For investment in debt instrument, this will depend on the business model in which the investment is held.

The group reclassifies debt investments when and only when its business model for managing those assets changes.

**(ii) Measurement**

At initial recognition, the group measures a financial assets at its fair value plus, in the case of a financial assets not at fair value through profit or loss, transaction costs that are directly attributable to the acquisition to the financial assets. Transaction costs of financial assets carried at fair value through profit or loss are recognised immediately in statement of profit and loss.

**Debt Instruments**

Subsequent measurement of debt instruments depends on the group's business model for managing the asset and cash flow characteristics of the asset. There are three measurement categories into which the group classifies its debt instruments.

## Notes annexed to and forming part of the Consolidated Financial Statements for the year ended March 31, 2017

(All amounts in INR lakhs, unless otherwise stated)

1. **Amortised Cost:** Assets that are held for the collection of contractual cash flows where those cash flows represent solely payments of principal and interest are measured at amortised cost. A gain or loss on a debt investment that is subsequently measured at amortised cost and is not part of a hedging relationship is recognised in statement on profit and loss when the asset is derecognised or impaired. Interest income from these financial assets is included in finance income using the effective interest rate method.
2. **Fair value through other comprehensive Income (FVOCI):** Assets that are held for the collection of contractual cash flows and for selling the financial assets, where the assets cash flows represent solely payments of principal and interest, are measured at fair value through other comprehensive income (FVOCI). Movements in the carrying amount are taken through OCI, except for the recognition of impairment gains or losses, interest revenue and foreign exchange gains and losses which are recognised in statement of profit and loss. When the financial asset is derecognised, the cumulative gain or loss previously recognised in OCI is reclassified from equity to statement of profit and loss. Interest Income from these financial assets is included in finance income using the effective interest rate method.
3. **Fair Value through profit or loss (FVPL):** Assets that do not meet the criteria for amortised cost or FVOCI are measured at fair value through profit or loss. A gain or loss on a debt investment that is subsequently measured at fair value through profit or loss and is not part of hedging relationship is recognised in its profit or loss and presented net in the statement of profit and loss in the period in which it arises. Dividend income from these financial assets is included in other income.

### (iii) Impairment of financial assets

The group applies the expected credit loss model for recognising impairment loss on financial assets measured at amortised cost, trade receivables and other contractual rights to receive cash or other financial assets.

For trade receivables only, the group applies the simplified approach permitted by Ind AS 109 Financial Instruments, which requires expected lifetime losses to be recognised from initial recognition of the receivables.

### (iv) Derecognition of financial assets

A financial assets is derecognised only when

- The group has transferred the right to receive cash flows from the financial assets or
- retains the contractual rights to receive the cash flows of the financial assets, but assumes a contractual obligation to pay cash flows to one or more recipients.

Where the entity has transferred an asset, the group evaluates whether it has transferred substantially all risks and rewards of ownership of the financial asset. In such cases, the financial asset is derecognised. Where the entity has not transferred substantially all risks and rewards of ownership of the financial asset, the financial asset is not derecognised.

Where the entity has neither transferred a financial asset nor retains substantially all risks and rewards of ownership of the financial asset, the financial asset is derecognised if the group has not retained control of the financial asset. Where the group retains control of the financial asset the asset is continued to be recognised to the extent of continuing involvement in the financial asset.

### (v) Income recognition

- (i) **Interest:** Interest income is recognised on a time proportion basis taking into account the amount outstanding and the effective interest rate.
- (ii) **Dividend:** Dividend income is recognised when the right to receive dividend is established.

### (m) Offsetting financial instruments

Financial assets and liabilities are offset and the net amount is reported in the balance sheet where there is a legally enforceable right to offset the recognised amounts and there is an intention to settle on a net basis or realise the assets and settle the liability simultaneously. The legally enforceable right must not be contingent on future events and must be enforceable in the normal course of business and in the event of default, insolvency or bankruptcy of the group or the counterparty.

**Notes annexed to and forming part of the Consolidated Financial Statements** for the year ended March 31, 2017  
(All amounts in INR lakhs, unless otherwise stated)

**(n) Property, Plant and equipment**

Freehold land is carried at historical cost. All other items of property, plant and equipment are stated at historical cost less depreciation. Historical cost includes expenditure that is directly attributable to the acquisition of the items.

Subsequent costs are included in the asset's carrying amount or recognised as a separate asset, as appropriate, only when it is probable that future economic benefits associated with the item will flow to the group and cost of the item can be measured reliably. The carrying amount of any component accounted for as a separate assets is derecognised when replaced. All other repairs and maintenance are charged to statement of profit and loss during the reporting period in which they are incurred.

**Transition to Ind AS**

On transition to Ind AS, the group has elected to continue with the carrying value of all of its property, plant and equipment recognised as at 1 April 2015 measured as per previous GAAP and use that carrying value as the deemed cost of the property, plant and equipment.

**Depreciation methods, estimated useful lives and residual value**

Depreciation on additions/ deletions to Tangible and Intangible Assets is calculated on pro-rata basis from the month of such additions/ deletions. The Group provides depreciation on straight-line method at the rates specified under Schedule II to the Companies Act, 2013, except for:

- Reach Stackers and forklifts (included in Other Equipments) are depreciated over a period of ten years, based on the technical evaluation;
- Additions/ construction of Building, Electrical Installations, Furniture and Fixtures and Office Equipments at Punjab Conware CFS is being amortised over the balance period of the Operations and Management Agreement of the CFS with effect from 1 July, 2007;
- Assets individually costing less than Rs. 5,000 are fully depreciated in the year of acquisition/ construction.

Gains and losses on disposal are determined by comparing proceeds with carrying amount. These are included in Statement of profit and loss.

**(o) Intangible Assets**

Intangible assets purchased are measured at cost or fair value as of the date of acquisition, as applicable, less accumulated amortisation and accumulated impairment, if any. Intangible assets of the group consist of computer software and is amortised under straight line method over a period of three years.

**Transition to Ind AS**

On the transition to Ind AS, The group has elected to continue with the carrying value of all of intangible assets recognised as at 1 April 2015 measured as per the previous GAAP and use that carrying value as the deemed cost of intangible assets.

**(i) Goodwill**

Goodwill on acquisitions of subsidiaries is not amortised but it is tested for impairment annually, or more frequently if events or changes in circumstances indicate that it might be impaired, and is carried at cost less accumulated impairment losses. Gains and losses on the disposal of an entity include the carrying amount of goodwill relating to the entity sold.

Goodwill is allocated to cash-generating units for the purpose of impairment testing. The allocation is made to those cash-generating units or groups of cash-generating units that are expected to benefit from the business combination in which the goodwill arose. The units or groups of units are identified at the lowest level at which goodwill is monitored for internal management purposes, which in our case are the operating segments.

**(p) Trade and other Payables**

These amounts represent liabilities for goods and services provided to the group prior to the end of financial year which are unpaid. The amounts are unsecured. Trade and other payables are presented as current liabilities unless payment is not due within 12 months after the reporting period. They are recognised initially at fair value and subsequently measured at amortised cost using effective interest method.

**Notes annexed to and forming part of the Consolidated Financial Statements** for the year ended March 31, 2017

(All amounts in INR lakhs, unless otherwise stated)

**(q) Borrowings**

Borrowings are initially recognised at fair value, net of transaction costs incurred. Borrowings are subsequently measured at amortised cost. Any difference between the proceeds (net of transaction cost) and redemption amount is recognised in profit or loss over the period of the borrowings using the effective interest rate method. Fees paid on the establishment of loan facilities are recognised as transaction costs of the loan to the extent that it is probable that some or all of the facility will be drawn down. In this case, the fee is deferred until the draw down occurs. To the extent there is no evidence that it is probable that some or all of the facility will be drawn down, the fee is capitalised as a prepayment for liquidity services and amortised over the period of the facility to which it relates.

The fair value of the liability portion of the zero coupon redeemable preference shares is determined using a market rate for an equivalent instrument. This amount is recorded as liability on amortised cost basis until extinguished on redemption of preference shares. The remainder of the proceeds is attributable to the equity portion of the compound instrument. This is recognised and included in shareholders' equity, net of income tax effects, and not subsequently remeasured.

Borrowings are removed from the balance sheet when the obligation specified in the contract is discharged, cancelled or expired. The difference between the carrying amount of a financial liability that has been extinguished or transferred to another party and the consideration paid, including any non-cash assets transferred or liabilities assumed, is recognised in statement of profit and loss.

Borrowings are classified as current liabilities unless the group has an unconditional right to defer settlement of the liability for at least 12 months after the reporting period. Where there is a breach of a material provision of a long-term arrangement on or before the end of the reporting period with the effect that the liability becomes payable on demand on the reporting date, the entity does not classify the liability as current, if the lender agreed, after the reporting period and before the approval of the financial statements for issue, not to demand payment as a consequence of the breach.

**(r) Borrowing Cost:**

General and specific borrowing costs that are directly attributable to the acquisition, construction or production of a qualifying assets are capitalised during the period of time that is required to complete and prepare the assets for its intended use or sale. Qualifying assets are assets that necessarily take a substantial period of time to get ready for their intended use or sale.

Investment income earned on the temporary investment of specific borrowings pending their expenditure on qualifying assets is deducted from the borrowing costs eligible for capitalisation.

Other borrowing costs are expensed in the period in which they are incurred.

**(s) Provisions:**

Provisions are recognised when the group has a present legal or constructive obligation as a result of past events, it is probable that an outflow of resources will be required to settle the obligation and the amount can be reliably estimated. Provisions are not recognised for future operating losses.

Where there are a number of similar obligations, the likelihood that an outflow will be required in settlement is determined by considering the class of obligations as a whole. A provision is recognised even if the likelihood of an outflow with respect to any one item included in the same class of obligations may be small.

Provision are measured at the present value of management's best estimate of the expenditure required to settle the present obligation at the end of the reporting period. The discount rate used to determine the present value is a pre-tax rate that reflects current market assessments of the time value of money and the risk specific to the liability. The increase in the provision due to the passage of time is recognised as interest expense.

**(t) Employee Benefits:****(i) Short term obligations**

Liabilities for wages and salaries, including non-monetary benefits that are expected to be settled wholly within 12 months after the end of the period in which the employees render the related service are recognised in respect of employees



## Notes annexed to and forming part of the Consolidated Financial Statements for the year ended March 31, 2017

(All amounts in INR lakhs, unless otherwise stated)

service up to the end of reporting period and are measured at the amounts expected to be paid when the liabilities are settled. The liabilities are presented as current employee benefit obligations in the balance sheet.

### (ii) Other long term employee benefit obligations

The liabilities for earned leave and sick leave are not expected to be settled wholly within 12 months after the end of the period in which the employees render the related service. They are therefore measured as the present value of expected future payments to be made in respect of services provided by employees up to the end of the reporting period using the projected unit credit method. The benefits are discounted using the market yields at the end of the reporting period that have terms approximating to the terms of the related obligation. Remeasurement as a result of experience adjustments and changes in actuarial assumptions are recognised in profit or loss.

### (iii) Post employment obligation

The group operates the following post-employment schemes:

- 1) Defined benefit plans such as gratuity; and
- 2) Defined contribution plan such as provident fund and employee state insurance corporation.

#### Gratuity Obligations

The liability or asset recognised in the balance sheet in respect of defined benefit gratuity plan is the present value of the defined obligation at the end of the reporting period less the fair value of plan assets. The defined benefit obligation is calculated annually by actuaries using the projected unit credit method.

The present value of the defined benefit obligation denominated in INR is determined by discounting the estimated future cash outflow by reference to market yields at the end of the reporting period on government bonds that have terms approximating to the terms of the related obligations.

The net interest cost is calculated by applying the discount rate to the net balance of defined benefit obligations and fair value of plan assets. This cost is included in employee benefit expenses in the statement of profit and loss.

Remeasurement gains and losses arising from experience adjustments and changes in actuarial assumptions are recognised in the period in which they occur, directly in other comprehensive income. They are included in retained earnings in the statement of changes in equity and in the balance sheet.

Changes in the present value of the defined benefit obligation resulting from plan amendments or curtailments are recognised immediately in Statement of profit and loss as past service cost.

#### Defined Contribution Plans

The group pays provident fund contribution to publicly administered provident funds as per local regulations. The group has no further payment obligations once the contribution have been paid. The contribution are accounted for as defined contribution plans and the contribution are recognised as employee benefit expense when they are due.

### (iv) Bonus Plan

The group recognises a liability and an expenses for bonuses. The group recognises a provision where contractually obliged or where there is a past practice that has created a constructive obligation.

## (u) Earnings per Share:

### (i) Basic earnings per share

Basic earning per share is calculated by dividing:

- 1) The profit attributable to the owner of the group
- 2) by the weighted average number of equity share outstanding during the financial year.

### (ii) Diluted earnings per share

Diluted earnings per share adjusts the figure used in the determination of basic earnings per share share to take into account:

- 1) the after income tax effect of interest and other financing costs associated with dilutive potential equity shares, and

**Notes annexed to and forming part of the Consolidated Financial Statements** for the year ended March 31, 2017

(All amounts in INR lakhs, unless otherwise stated)

- 2) the weighted average number of additional equity shares that would have been outstanding assuming the conversion of all dilutive potential equity shares.

**(v) Contributed Equity**

Equity shares are classified as Equity.

Incremental costs directly attributable to the issue of new shares or options are shown in equity as a deduction, net of tax, from the proceeds.

**(w) Dividends**

Provision is made for the amount of any dividend declared, being appropriately authorised and no longer at the discretion of the entity, on or before the end of the reporting period but not distributed at the end of the reporting period.

**(x) Derivatives**

Derivatives are initially recognised at fair value on the date a derivative contract is entered into and are subsequently re-measured to their fair value at the end of each reporting period. The accounting for subsequent changes in fair value depends on whether the derivative is designated as a hedging instrument, and if so, the nature of the item being hedged and the type of hedge relationship designated.

**(y) Embedded foreign currency derivatives**

Embedded foreign currency derivatives are not separated from the host contract if they are closely related. Such embedded derivatives are closely related to the host contract, if the host contract is not leveraged, does not contain any option feature and requires payments in one of the following currencies:

- the functional currency of any substantial party to that contract,
- the currency in which the price of the related good or service that is acquired or delivered is routinely denominated in commercial transactions around the world,
- a currency that is commonly used in contracts to purchase or sell non-financial items in the economic environment in which the transaction takes place (i.e. relatively liquid and stable currency)

**(z) Business combinations**

The acquisition method of accounting is used to account for all business combinations, regardless of whether equity instruments or other assets are acquired. The consideration transferred for the acquisition of a subsidiary comprises the

- 1) fair values of the assets transferred;
- 2) liabilities incurred to the former owners of the acquired business;
- 3) equity interests issued by the group; and
- 4) fair value of any asset or liability resulting from a contingent consideration arrangement.

Identifiable assets acquired and liabilities and contingent liabilities assumed in a business combination are, with limited exceptions, measured initially at their fair values at the acquisition date. The group recognises any non-controlling interest in the acquired entity on an acquisition-by-acquisition basis either at fair value or at the non-controlling interests' proportionate share of the acquired entity's net identifiable assets.

Acquisition-related costs are expensed as incurred.

The excess of the

- 1) consideration transferred;
- 2) amount of any non-controlling interest in the acquired entity, and
- 3) acquisition-date fair value of any previous equity interest in the acquired entity

over the fair value of the net identifiable assets acquired is recorded as goodwill. If those amounts are less than the fair value of the net identifiable assets of the business acquired, the difference is recognised in other comprehensive income and accumulated in equity as capital reserve provided there is clear evidence of the underlying reasons for classifying the business combination as a bargain purchase. In other cases, the bargain purchase gain is recognised directly in equity as capital reserve.

## Notes annexed to and forming part of the Consolidated Financial Statements for the year ended March 31, 2017

(All amounts in INR lakhs, unless otherwise stated)

Where settlement of any part of cash consideration is deferred, the amounts payable in the future are discounted to their present value as at the date of exchange. The discount rate used is the entity's incremental borrowing rate, being the rate at which a similar borrowing could be obtained from an independent financier under comparable terms and conditions.

Contingent consideration is classified either as equity or a financial liability. Amounts classified as a financial liability are subsequently remeasured to fair value with changes in fair value recognised in profit or loss.

If the business combination is achieved in stages, the acquisition date carrying value of the acquirer's previously held equity interest in the acquiree is remeasured to fair value at the acquisition date. Any gains or losses arising from such remeasurement are recognised in profit or loss or other comprehensive income, as appropriate.

### (aa) Non-current assets held for sale

Non-current assets are classified as held for sale if their carrying amount will be recovered principally through a sale transaction rather than through continuing use and a sale is considered highly probable. They are measured at the lower of their carrying amount and fair value less costs to sell, except for assets such as deferred tax assets, assets arising from employee benefits, financial assets and contractual rights under insurance contracts, which are specifically exempt from this requirement.

An impairment loss is recognised for any initial or subsequent write-down of the asset to fair value less costs to sell. A gain is recognised for any subsequent increases in fair value less costs to sell of an asset, but not in excess of any cumulative impairment loss previously recognised. A gain or loss not previously recognised by the date of the sale of the non-current asset is recognised at the date of de-recognition.

Non-current assets are not depreciated or amortised while they are classified as held for sale.

Non-current assets classified as held for sale are presented separately from the other assets in the balance sheet.

### (ab) Exceptional Items

When items of income and expense within profit or loss from ordinary activities are of such size, nature or incidence that their disclosure is relevant to explain the performance of the group for the year, the nature and amount of such items is disclosed separately as Exceptional items.

### (ac) Rounding of amounts

All amounts disclosed in the financial statements and notes have been round off to the nearest lakhs as per the requirement of Schedule III, unless otherwise stated

## 2 CRITICAL ESTIMATES AND JUDGEMENTS:

The Preparation of financial statements require the use of accounting estimates which, by definition, will seldom equal the actual results. Management also needs to exercise judgement in applying the group's accounting policies.

This note provides an overview of the areas that involved a higher degree of judgement or complexity, and of items which are more likely to be materially adjusted due to estimates and assumptions turning out to be different than those originally assessed. Detailed information about each of these estimates and judgements is included in relevant notes together with information about the basis of calculation for each affected line item in the financial statements.

### The areas involving critical estimates or judgements are:

#### - Estimation of current tax expense and deferred tax

The calculation of the group's tax charge necessarily involves a degree of estimation and judgement in respect of certain items whose tax treatment cannot be finally determined until resolution has been reached with the relevant tax authority or, as appropriate, through a formal legal process. The final resolution of some of these items may give rise to material profits/ losses and/or cash flows. Significant judgments are involved in determining the provision for income taxes, including amount expected to be paid/recovered for uncertain tax positions. (Refer note 13)

## Notes annexed to and forming part of the Consolidated Financial Statements for the year ended March 31, 2017

(All amounts in INR lakhs, unless otherwise stated)

### Recognition of deferred tax assets/ liabilities

The recognition of deferred tax assets/ liabilities is based upon whether it is more likely than not that sufficient and suitable taxable profits will be available in the future against which the reversal of temporary differences can be deducted. To determine the future taxable profits, reference is made to the latest available profit forecasts. (Refer Note 13).

#### - Estimation of Provisions & Contingent Liabilities

The group exercises judgement in measuring and recognising provisions and the exposures to contingent liabilities which is related to pending litigation or other outstanding claims. Judgement is necessary in assessing the likelihood that a pending claim will succeed, or a liability will arise, and to quantify the possible range of the financial settlement. Because of the inherent uncertainty in this evaluation process, actual liability may be different from the originally estimated as provision. (Refer Note 24).

#### - Estimated useful life of tangible and intangible assets

The charge in respect of periodic depreciation is derived after determining an estimate of an asset's expected useful life and the expected residual value at the end of its life. The useful lives and residual values of group's assets are determined by management at the time the asset is acquired and reviewed periodically, including at each financial year end. The lives are based on historical experience with similar assets as well as anticipation of future events, which may impact their life, such as changes in technology. For the relative size of the group's intangible assets (Refer Note 3 & 4).

#### - Estimation of defined benefit obligation

The present value of the defined benefit obligations depends on a number of factors that are determined on an actuarial basis using a number of assumptions. The assumptions used in determining the net cost (income) for post employment plans include the discount rate. Any changes in these assumptions will impact the carrying amount of such obligations.

The group determines the appropriate discount rate at the end of each year. This is the interest rate that should be used to determine the present value of estimated future cash outflows expected to be required to settle the defined benefit obligations. In determining the appropriate discount rate, the group considers the interest rates of government bonds of maturity approximating the terms of the related plan liability. Refer note 12 for the details of the assumptions used in estimating the defined benefit obligation.

#### - Impairment of trade receivables

Trade receivables are typically unsecured and are derived from revenue earned from customers. Credit risk has been managed by the group through credit approvals, establishing credit limits and continuously monitoring the creditworthiness of customers to which the group grants credit terms in the normal course of business. On account of adoption of Ind AS 109, the group uses expected credit loss model to assess the impairment loss or gain. The group uses a provision matrix and forward-looking information and an assessment of the credit risk over the expected life of the financial asset to compute the expected credit loss allowance for trade receivables. (Refer Note 22)

#### - Estimated fair value of financial instruments

The fair value of financial instruments that are not traded in an active market is determined using valuation techniques. The Management uses its judgement to select a variety of methods and make assumptions that are mainly based on market conditions existing at the end of each reporting period. For details of the key assumptions used and the impact of changes to these assumptions refer Note 22.

Estimates and judgements are continually evaluated. They are based on historical experience and other factors, including expectations of future events that may have a financial impact on the group and that are believed to be reasonable under the circumstances.

## Notes annexed to and forming part of the Consolidated Financial Statements for the year ended March 31, 2017

(All amounts in INR lakhs, unless otherwise stated)

	Freehold Land (Refer Note 3(v))	Building	Plant and Machinery	Electrical Installations and Equipment	Furniture and Fittings	Office Equipment	Computer Hardware	Other Equipment (Refer Note 3(vi))	Vehicles (Refer Note 3(viii))	Total	Capital work- in-progress (Refer Note 3(ii))
<b>Year ended 31 March 2016</b>											
Deemed Cost as at 1st April 2015	1,474.45	11,978.43	1,298.70	1,127.10	568.98	57.45	171.20	2,761.43	2,529.88	21,967.62	8.86
Additions	1,715.96	198.95	0.55	246.02	7.80	10.47	43.28	112.63	45.34	2,381.00	1,874.76
Exchange difference (Refer Note 3(iv))	-	-	-	-	-	-	-	23.64	-	23.64	-
Deductions	-	-	-	-	0.64	5.18	7.56	-	22.23	35.61	-
<b>Closing gross carrying amount</b>	<b>3,190.41</b>	<b>12,177.38</b>	<b>1,299.25</b>	<b>1,373.12</b>	<b>576.14</b>	<b>62.74</b>	<b>206.92</b>	<b>2,897.70</b>	<b>2,552.99</b>	<b>24,336.65</b>	<b>1,883.62</b>
<b>Accumulated depreciation</b>											
Depreciation charge during the year	-	890.09	98.94	258.90	112.27	20.31	99.74	514.48	748.81	2,743.54	-
Deductions and adjustments	-	-	-	-	0.55	5.18	7.56	-	16.16	29.45	-
<b>Closing accumulated depreciation</b>	<b>-</b>	<b>890.09</b>	<b>98.94</b>	<b>258.90</b>	<b>111.72</b>	<b>15.13</b>	<b>92.18</b>	<b>514.48</b>	<b>732.65</b>	<b>2,714.09</b>	<b>-</b>
<b>Net carrying amount 31 March 2016</b>	<b>3,190.41</b>	<b>11,287.29</b>	<b>1,200.31</b>	<b>1,114.22</b>	<b>464.42</b>	<b>47.61</b>	<b>114.74</b>	<b>2,383.22</b>	<b>1,820.34</b>	<b>21,622.56</b>	<b>1,883.62</b>
<b>Year ended 31 March 2017</b>											
<b>Gross carrying amount</b>											
Opening gross carrying amount	3,190.41	12,177.38	1,299.25	1,373.12	576.14	62.74	206.92	2,897.70	2,552.99	24,336.65	1,883.62
Additions/ transfer	15.00	4,012.60	36.13	512.48	77.02	49.90	72.88	1,266.97	38.16	6,081.14	2,010.93
Disposals/ transfer	71.85	-	-	-	-	-	0.26	37.19	-	109.30	149.35
<b>Closing gross carrying amount</b>	<b>3,133.56</b>	<b>16,189.98</b>	<b>1,335.38</b>	<b>1,885.60</b>	<b>653.16</b>	<b>112.64</b>	<b>279.54</b>	<b>4,127.48</b>	<b>2,591.15</b>	<b>30,308.49</b>	<b>3,745.20</b>
<b>Accumulated depreciation</b>											
Opening accumulated depreciation	-	890.09	98.94	258.90	111.72	15.13	92.18	514.48	732.65	2,714.09	-
Depreciation charge during the year	-	944.70	96.03	243.13	102.83	17.40	82.83	518.61	608.08	2,613.61	-
Disposals	-	-	-	-	-	-	0.21	37.19	-	37.40	-
<b>Closing accumulated depreciation</b>	<b>-</b>	<b>1,834.79</b>	<b>194.97</b>	<b>502.03</b>	<b>214.55</b>	<b>32.53</b>	<b>174.80</b>	<b>995.90</b>	<b>1,340.73</b>	<b>5,290.30</b>	<b>-</b>
<b>Net carrying amount 31 March 2017</b>	<b>3,133.56</b>	<b>14,355.19</b>	<b>1,140.41</b>	<b>1,383.57</b>	<b>438.61</b>	<b>80.11</b>	<b>104.74</b>	<b>3,131.58</b>	<b>1,250.42</b>	<b>25,018.19</b>	<b>3,745.20</b>

**Notes:**

- (i) Contractual obligations: Refer to note 27(a) for disclosure of contractual commitments for the acquisition of property, plant and equipment
- (ii) Capital work-in-progress: Capital work-in-progress includes civil works related to Container Freight Station (CFS) under construction at Krishnapatnam, Visakhapatnam and Eloor, Kerala, warehouse related works at Punjab Conware and Trailers / Prime movers.
- (iii) Assets pledged as Security for borrowings: Refer note 32 for information on property, plant and equipment, pledged as security by the Company.
- (iv) Exchange (Gain) / Loss on reinstatement of Long Term foreign currency borrowing availed upto the date of transition to Ind AS has been adjusted to the cost of respective fixed asset in accordance with the optional exemption granted under para D 13AA of Ind AS 101. Accordingly, in the current year, exchange loss of Rs. Nil (Previous year loss: Rs. 23.64 lakhs) relating to fixed assets has been adjusted to the cost of fixed assets (Other equipment).
- (v) Title of Freehold Land situated at Chennai with carrying value of Rs. 110.17 lakhs (Previous Year: Rs. 110.17 lakhs) is yet to be transferred in the name of the Company.
- (vi) Other Equipments include Reach Stackers of gross carrying amount is Rs. 5,068.28 lakhs (Previous Year: Rs. 3,960.45 lakhs) and having Net Book Value Rs. 3,721.82 lakhs (Previous Year: Rs. 2,742.49 lakhs). Deemed cost as on 1 April 2015 is Rs. 3,115.13 lakhs.
- (vii) Motor Vehicles include Trailers of gross carrying amount is Rs. 2,203.34 lakhs (Previous Year: Rs. 2,203.34 lakhs) and having Net Books Value Rs. 1,663.43 lakhs (Previous Year: Rs. 1,527.81 lakhs). Deemed cost as on 1 April 2015 is Rs. 2,198.34 lakhs.

**Notes annexed to and forming part of the Consolidated Financial Statements** for the year ended March 31, 2017  
(All amounts in INR lakhs, unless otherwise stated)

	Goodwill on consolidation (Refer Note 4(i))	Computer Software (Refer Note 4(ii))	Total
<b>4 Intangible Assets</b>			
<b>Year ended 31 March 2016</b>			
Deemed cost as at 1 April 2015	2,410.77	1.67	2,412.44
Additions	-	86.83	86.83
<b>Closing gross carrying amount</b>	<b>2,410.77</b>	<b>88.50</b>	<b>2,499.27</b>
<b>Accumulated amortisation</b>	-	-	-
Amortisation charge for the year	-	8.31	8.31
<b>Closing accumulated amortisation</b>	-	<b>8.31</b>	<b>8.31</b>
<b>Net carrying amount 31 March 2016</b>	<b>2,410.77</b>	<b>80.19</b>	<b>2,490.96</b>
<b>Year ended 31 March 2017</b>			
<b>Gross carrying amount</b>			
Opening gross carrying amount	2,410.77	88.50	2,499.27
Additions	-	33.58	33.58
<b>Closing gross carrying amount</b>	<b>2,410.77</b>	<b>122.08</b>	<b>2,532.85</b>
<b>Accumulated amortisation</b>			
Opening accumulated amortisation	-	8.31	8.31
Amortisation charge for the year	-	37.19	37.19
<b>Closing accumulated amortisation</b>	-	<b>45.50</b>	<b>45.50</b>
<b>Net carrying amount 31 March 2017</b>	<b>2,410.77</b>	<b>76.58</b>	<b>2,487.35</b>

**Note:**

## (i) Goodwill impairment test

Goodwill is tested for impairment at least annually in accordance with the Group's procedure for determining the recoverable value of such assets. The recoverable value of the Container Freight Station ('CFS') segment was determined using value-in-use (VIU).

The VIU is determined as the discounted value of future cash flows by using cash flow projections for the next five years and is based on internal forecasts, considering the current economic conditions, growth rates and anticipated future economic conditions.

Appropriate growth rates are used to extrapolate cash flows beyond the budget period. The rates are consistent with forecasts included in industry reports. Discount rates used is 9% which reflect specific risks relating to the segment in which group operate.

Based on the above, no impairment was identified as of 31 March 2017, 31 March 2016 and 1 April 2015 as the recoverable value of the segment exceeded the carrying values."

The management believes that any possible changes in the key assumptions would not cause the carrying amount to exceed the recoverable amount of cash generating unit.

## (ii) Computer software consists of cost of ERP licenses and development cost. Useful life of Computer software is estimated to be 3 years, based on technical obsolesce of such assets.

**Notes annexed to and forming part of the Consolidated Financial Statements** for the year ended March 31, 2017  
(All amounts in INR lakhs, unless otherwise stated)

	31 March 2017 Non-current	31 March 2016 Non-current	1 April 2015 Non-current
<b>5(a) Equity Investments in Joint Ventures and Associates</b>			
<b>A. Unquoted Equity Instruments:</b>			
<b>Investment in Joint Venture Company:</b>			
198,100,000 (2016: 198,100,000 and 2015: 198,100,000) Equity Shares of Rs. 10 each fully paid in Gateway Rail Freight Limited	35,409.98	35,962.71	35,962.71
Add: Group share of net profit for the year	1,955.00	(552.73)	-
	37,364.98	35,409.98	35,962.71
Equity component of Investment in Zero Coupon Redeemable Preference Shares of Gateway Rail Freight Limited (Refer note 5 (b))	1,033.42	1,033.42	1,033.42
<b>Total</b>	<b>38,398.40</b>	<b>36,443.40</b>	<b>36,996.13</b>
<b>B. Quoted Equity Instruments:</b>			
<b>Investment in Associate Company:</b>			
67,254,119 (2016: 67,254,119 and 2015: 67,254,119) Equity Shares of Rs. 10 each fully paid in Snowman Logistics Limited	14,691.25	14,200.11	14,200.11
Add: Group share of net profit for the year	(224.32)	827.41	
Less: Dividend received		(336.27)	
[Market Value Rs. 42,639.11 lakhs (2016: Rs. 35,711.93 and 2015: 57,166.00)]			
<b>Total</b>	<b>14,466.93</b>	<b>14,691.25</b>	<b>14,200.11</b>
<b>Total Equity Investments in Joint Ventures and Associates</b>	<b>52,865.33</b>	<b>51,134.65</b>	<b>51,196.24</b>

	31 March 2017 Non-current	31 March 2016 Non-current	1 April 2015 Non-current
<b>5(b) Non-current Investments</b>			
<b>Unquoted Preference Shares at amortised cost::</b>			
<b>(i) Joint Venture Company:</b>			
115,000,000 (2016: 115,000,000 and 2015: 115,000,000) Zero Coupon Redeemable Preference Shares of Rs. 10 each fully paid in Gateway Rail Freight Limited	15,768.72	14,806.32	13,902.65
<b>Total Non-current investments</b>	<b>15,768.72</b>	<b>14,806.32</b>	<b>13,902.65</b>

	31 March 2017 Current	31 March 2016 Current	1 April 2015 Current
<b>5(c) Current investments</b>			
<b>Unquoted Investment in Mutual Fund at FVPL</b>			
HDFC Liquid Fund-Premium Plus Plan-Growth 65,986 units (2016: 50,402 and 2015: Nil units)	2,111.31	1,504.28	-
<b>Total Current investments</b>	<b>2,111.31</b>	<b>1,504.28</b>	<b>-</b>

	31 March 2017		31 March 2016		1 April 2015	
	Current	Non-Current	Current	Non-Current	Current	Non-Current
Aggregate amount of quoted investments	-	14,466.93	-	14,691.25	-	14,200.11
Market value of above	-	42,639.11	-	35,711.94	-	57,166.00
Aggregate amount of unquoted investments	2,111.31	54,167.12	1,504.28	51,249.72	-	50,898.78

**Notes annexed to and forming part of the Consolidated Financial Statements** for the year ended March 31, 2017  
(All amounts in INR lakhs, unless otherwise stated)

	31 March 2017		31 March 2016		1 April 2015	
	Current	Non-Current	Current	Non-Current	Current	Non-Current
<b>5(d) Other Financial Assets</b>						
Security deposits	-	689.33	-	653.76	-	643.69
Margin money balances	-	478.49	-	1,645.29	-	1,472.39
Interest accrued on fixed deposits with Banks	-	-	-	-	10.77	-
Accrued Handling, Transport, Storage and Ground Rent Income						
- Considered good	384.43	-	196.14	-	165.07	-
- Considered doubtful	57.55	-	247.97	-	329.36	-
	441.98	-	444.11	-	494.43	-
Less: Provision for doubtful accrued income	(57.55)	-	(247.97)	-	(329.36)	-
<b>Total other financial assets</b>	<b>384.43</b>	<b>1,167.82</b>	<b>196.14</b>	<b>2,299.05</b>	<b>175.84</b>	<b>2,116.08</b>

	31 March 2017	31 March 2016	1 April 2015
<b>5(e) Trade Receivables</b>			
Trade receivables	5,163.79	4,846.84	3,926.23
Allowance for doubtful debts	(611.04)	(609.25)	(424.77)
<b>Total Trade receivables</b>	<b>4,552.75</b>	<b>4,237.59</b>	<b>3,501.46</b>

	31 March 2017	31 March 2016	1 April 2015
<b>Breakup of securities details</b>			
Secured, considered good	-	-	-
Unsecured, considered good	4,552.75	4,237.59	3,501.46
Doubtful	611.04	609.25	424.77
<b>Total</b>	<b>5,163.79</b>	<b>4,846.84</b>	<b>3,926.23</b>
Allowance for doubtful debts	(611.04)	(609.25)	(424.77)
<b>Total trade receivables</b>	<b>4,552.75</b>	<b>4,237.59</b>	<b>3,501.46</b>

	31 March 2017	31 March 2016	1 April 2015
<b>5(f) Cash and Cash Equivalents</b>			
<b>Balances with banks</b>			
- in current accounts	697.65	860.54	1,768.18
Bank deposits with original maturity of 3 months or less	-	-	1,530.00
Cheques, drafts on Hand	76.68	106.12	66.62
Cash on hand	3.95	4.69	4.92
<b>Total cash and cash equivalents</b>	<b>778.28</b>	<b>971.35</b>	<b>3,369.72</b>



**Notes annexed to and forming part of the Consolidated Financial Statements** for the year ended March 31, 2017  
(All amounts in INR lakhs, unless otherwise stated)

	31 March 2017	31 March 2016	1 April 2015
<b>5(g) Bank Balances other than 5(f) above</b>			
Deposits with original maturity of more than 3 months but less than 12 months	-	252.56	2,621.90
Current maturity of Bank deposits with period of more than 12 months	-	981.97	-
<b>Earmarked balances with banks:</b>	-		
- in unclaimed Dividend Accounts	58.20	71.74	78.97
- in unclaimed Fractional Bonus Shares Account	-	0.89	0.89
<b>Total bank balances other than 5(f) above</b>	<b>58.20</b>	<b>1,307.16</b>	<b>2,701.76</b>

	31 March 2017		31 March 2016		1 April 2015	
	Current	Non-Current	Current	Non-Current	Current	Non-Current
<b>6 Other Assets</b>						
Capital advances	-	1,440.63	-	1,477.63	-	1,293.41
Advances to suppliers	547.85	-	402.05	-	197.96	-
<b>Balances with statutory authorities:</b>	-					
- Customs Duty paid under protest (Refer note 26(c))	-	521.16	-	521.16	-	-
- National Consumer Dispute redressal Forum (Refer note 26(d))	-	154.76	-	-	-	-
- CENVAT credit receivable	330.61	-	144.30	-	114.04	-
- Income Tax paid under protest	28.00	-	28.00	-	28.00	-
Prepaid expenses	510.25	3,798.94	449.32	4,017.88	450.90	4,330.92
<b>Total other assets</b>	<b>1,416.71</b>	<b>5,915.49</b>	<b>1,023.67</b>	<b>6,016.67</b>	<b>790.90</b>	<b>5,624.33</b>

	31 March 2017		31 March 2016		1 April 2015	
	Current	Non-Current	Current	Non-Current	Current	Non-Current
<b>7 Assets classified as held for Sale</b>						
Freehold Land	-	-	-	-	327.65	-
Buildings	-	-	-	-	840.81	-
Other Equipment	-	-	-	-	14.93	-
	-	-	-	-	<b>1,183.39</b>	-

**Note:**

Based on the approval of shareholders in March 2015, it was decided to sell the assets of the Company at Garhi Harsaru, Gurgaon to Joint venture Gateway Rail Freight Limited in April 2015.

Non-recurring fair value measurements:

The assets classified as held for sale during the reporting period were measured at the lower of its carrying amount and fair value less costs to sell at the time of realisation, resulting in the recognition of a write-down of Rs. Nil as impairment loss in the statement of profit and loss. The fair value of the assets was determined using the sales comparison approach. This is a level 2 measurement as per the fair value hierarchy set out in fair value measurement disclosures (Refer Note 22). The key inputs under this approach are price per square metre of comparable lots of land and building in the area of similar location and size.

**Notes annexed to and forming part of the Consolidated Financial Statements** for the year ended March 31, 2017  
(All amounts in INR lakhs, unless otherwise stated)

	Number of shares	Amount
<b>8 Equity Share Capital and other Equity</b>		
<b>8(a) Equity Share Capital</b>		
<b>Authorised equity share capital</b>		
As at 1 April 2015	125,000,000	12,500.00
Increase during the year	-	-
<b>As at 31 March 2016</b>	<b>125,000,000</b>	<b>12,500.00</b>
Increase during the year	-	-
<b>As at 31 March 2017</b>	<b>125,000,000</b>	<b>12,500.00</b>

	Number of shares	Equity share capital (par value)
<b>(i) Movements in equity share capital</b>		
<b>Issued, Subscribed and Paid-up</b>		
As at 1 April 2015	108,728,049	10,872.80
Increase during the year	-	-
<b>As at 31 March 2016</b>	<b>108,728,049</b>	<b>10,872.80</b>
Increase during the year	-	-
<b>As at 31 March 2017</b>	<b>108,728,049</b>	<b>10,872.80</b>

**Terms and rights attached to equity shares**

The Company has only one class of equity shares having a par value of INR 10 per share. Each shareholder is eligible for one vote per share held. In the event of liquidation, the equity shareholders are eligible to receive remaining assets of the Company after distribution of all preferential amounts, in proportion to their shareholding.

**(ii) Details of shareholders holding more than 5% shares in the company**

Name of Shareholder	31 March 2017		31 March 2016		1 April 2015	
	Number of shares	% holding	Number of shares	% holding	Number of shares	% holding
<b>Promoters and Promoter Group:</b>						
Prism International Private Ltd.	24,900,000	22.90	24,200,000	22.26	24,200,000	22.26
Perfect Communications Private Ltd.	1,650,000	1.52	-	0.00	-	-
Windmill International Pte. Ltd.	-	0.00	-	0.00	4,275,187	3.93
Mr. Prem Kishan Dass Gupta	400,000	0.37	2,750,000	2.53	2,750,000	2.53
Mrs. Mamta Gupta	100,000	0.09	100,000	0.09	100,000	0.09
Mr. Ishaan Gupta	100,000	0.09	100,000	0.09	100,000	0.09
Mr. Samvid Gupta	100,000	0.09	100,000	0.09	100,000	0.09
Mr. Sat Pal Khattar	-	0.00	-	0.00	3,300,000	3.04
Mr. Gopinath Pillai	-	0.00	-	0.00	787,018	0.72
Mr. Arun Agarwal	-	0.00	120,000	0.11	120,000	0.11
<b>Others:</b>						
ICICI Prudential Mutual Fund	6,540,714	6.02	5,294,368	4.87	7,315,486	6.73
Amansa Holdings Private Limited	7,004,108	6.44	6,232,969	5.73	3,400,000	3.13

**Notes annexed to and forming part of the Consolidated Financial Statements** for the year ended March 31, 2017  
(All amounts in INR lakhs, unless otherwise stated)

	31 March 2017	31 March 2016	1 April 2015
<b>8(b) Reserve and surplus</b>			
Securities premium reserve	34,594.59	34,594.59	34,594.59
Capital Redemption Reserve	788.35	788.35	788.35
General Reserve	4,900.20	4,900.20	4,900.20
Retained earnings	50,630.59	50,738.43	47,744.32
<b>Total reserves and surplus</b>	<b>90,913.73</b>	<b>91,021.57</b>	<b>88,027.46</b>

	31 March 2017	31 March 2016
<b>(i) Securities premium reserve</b>		
Opening balance	34,594.59	34,594.59
Proceeds received	-	-
<b>Closing Balance</b>	<b>34,594.59</b>	<b>34,594.59</b>
<b>(ii) Capital redemption reserve</b>		
Opening balance	788.35	788.35
Appropriations during the year	-	-
<b>Closing Balance</b>	<b>788.35</b>	<b>788.35</b>
<b>(iii) General reserve</b>		
Opening balance	4,900.20	4,900.20
Transfer from retained earnings	-	-
Appropriations during the year	-	-
<b>Closing Balance</b>	<b>4,900.20</b>	<b>4,900.20</b>
<b>(iv) Retained earnings</b>		
Opening balance	50,738.43	47,744.32
Profit for the year	7,435.85	12,322.58
Items of other comprehensive income recognised directly in retained earnings:		
Remeasurements of post-employment benefit obligation, net of tax	2.69	5.46
Dividends	(7,546.38)	(9,333.93)
<b>Closing Balance</b>	<b>50,630.59</b>	<b>50,738.43</b>

**Nature and purpose of other reserves:**

- (i) Securities premium reserve  
Securities premium reserve is used to record the premium on issue of shares. The reserve is utilised in accordance with the provisions of the Act.
- (ii) Capital redemption reserve  
Capital redemption reserve is used to record the amount of nominal value of the shares bought back by the Company. The reserve is utilised in accordance with the provisions of the Act.
- (iii) General reserve:  
Transfer to General reserve are made from retained earnings of the Company. The reserve is utilised in accordance with the provisions of the Act.

**Dividends**

A second interim dividend of Rs. 4 per equity share (40% of the face value of Rs. 10/- each) amounting to Rs. 4,349.12 lakhs (Dividend Distribution Tax thereon of Rs.885.38 lakhs) has been declared by the Board of Directors in its meeting dated 18 May, 2017.

**Notes annexed to and forming part of the Consolidated Financial Statements** for the year ended March 31, 2017

(All amounts in INR lakhs, unless otherwise stated)

**Employee Stock Option Plan:****ESOP 2013 Scheme**

The Shareholders at the Extra Ordinary General Meeting held on March 8, 2013, approved the new ESOP 2013 Scheme for eligible Directors and employees of the Company and its Subsidiary Companies. Under the Scheme, options for 2,000,000 shares would be available for being granted to eligible employees of the Company and options for 500,000 shares would be available for being granted to employees of the Subsidiary Companies. Each option (after it is vested) will be exercisable for one Equity share of Rs. 10. The options would be issued at an exercise price, which would be at a 20% discount to the latest available closing market price (at a stock exchange as determined by the Remuneration & ESOP Committee) on the date prior to the date on which the Remuneration & ESOP Committee finalises the specific number of options to be granted to the employees. Vesting of the options shall take place over a maximum period of 5 years with a minimum vesting period of 1 year from the date of grant.

	31 March 2017	31 March 2016	1 April 2015
<b>9 Financial liabilities</b>			
<b>9(a) Borrowings</b>			
<b>Non-current borrowings</b>			
<b>Secured</b>			
Vehicle Finance Loan from Bank (Refer note 9(a)(i), (ii) and 9(b)(i), (ii))	1,988.38	1,740.76	2,441.52
Term Loan from a Bank (Refer note 9(a)(iii) and 9(b)(iii))	8,029.71	1,260.19	1,599.04
Financial Institution (Refer note 9(a)(iv) and 9(b)(iv))	1,125.00	1,350.00	1,575.00
Redeemable Preference shares issued by Subsidiary (Refer note 9(b)(v))	1,257.84	1,180.87	1,057.48
<b>Total Non-Current borrowings</b>	<b>12,400.93</b>	<b>5,531.82</b>	<b>6,673.04</b>
Less: Current maturities of Non-current borrowings (included in note 9(d))	(1,908.12)	(1,103.27)	(1,446.34)
Less: Interest accrued but not due (included in note 9(d))	(61.04)	(17.16)	(27.34)
<b>Total Non-Current borrowings</b>	<b>10,431.77</b>	<b>4,411.39</b>	<b>5,199.36</b>
	<b>31 March 2017</b>	<b>31 March 2016</b>	<b>1 April 2015</b>

**9(b) Current borrowings**

<b>Secured</b>			
From Banks			
HDFC Bank (Refer note 9(a)(v))	481.49	-	-
<b>Total current borrowings</b>	<b>481.49</b>	<b>-</b>	<b>-</b>

**(a) Nature of Security:**

- (i) Vehicle Finance Loan from HDFC Bank of Rs. 1,970.59 lakhs (Previous year: Rs. 1,729.02 lakhs, 1 April 2015 - Rs. 2,420.08 lakhs) are secured by way of hypothecation of the Company's Commercial Vehicles.
- (ii) Vehicle Finance Loan from Federal Bank of Rs. 12.83 lakhs (Previous year: Rs. 5.88 lakhs, 1 April 2015 - Rs. 10.90 lakhs) are secured by hypothecation of subsidiary's forklifts.
- (iii) Term loan from HDFC Bank of Rs. 7,975.18 lakhs (Previous year: Rs. 1,249.99 lakhs, 1 April 2015 - Rs. 1,583.33 lakhs) are secured by first and exclusive charge on all the immovable assets, book debts and moveable fixed assets of the company.
- (iv) Term loan from KSIDC of Rs. 1,125 lakhs (Previous year: Rs. 1,350 lakhs, 1 April 2015 - Rs. 1,575 lakhs) are secured by first charge on the fixed assets of the subsidiary company, corporate guarantee of Gateway Distriparks Limited, the holding company and Chakiat Agencies Private Limited.
- (v) Cash Credit from HDFC Bank amounting to Rs. 481.49 lakhs (March 31, 2016 Rs. Nil) availed by Subsidiary is secured by first exclusive charge on stock in trade, book debts and receivables, plant & machinery consisting of reach stackers, movable assets of the company and Corporate Guarantee of Gateway Distriparks Limited, the Holding Company.
- (vi) The carrying amount of financial and non-financial assets pledged as security for non current borrowings are disclosed in note 32.

**Notes annexed to and forming part of the Consolidated Financial Statements** for the year ended March 31, 2017

(All amounts in INR lakhs, unless otherwise stated)

**(b) Terms of Repayment:**

- (i) Vehicle Finance Loan from HDFC Bank are repayable in 35/36/ 47/ 59/ 60 equal monthly installments along with interest ranging from 8.31% per annum to 11% per annum on reducing monthly balance.
- (ii) Vehicle Finance Loan from Federal Bank is repayable in 36 monthly installments with interest rate ranging from 10% to 12%
- (iii) Term Loans from HDFC Bank are repayable in equal quarterly installments between 11 January, 2014 to 2 March, 2024 along with interest of Bank's MCLR + 0.40% per annum on reducing quarterly balance.
- (iv) Principal amount on KSIDC Loan repayable in 32 quarterly installments commencing from May 2014 with interest rate of 11.25% per annum. Interest is payable on quarterly basis as per debit note raised by KSIDC.
- (v) The preference shares are redeemable in 10 instalments as per resolution of the Board of Directors of the subsidiary company dated 5 June 2014 and 3 February 2016. The estimated interest payable upto the date of Balance Sheet calculated @ 6% is disclosed as Long Term Liability on Redeemable Preference Shares.

	31 March 2017	31 March 2016	1 April 2015
<b>9(c) Trade Payables</b>			
-Total Outstanding dues of micro enterprises and small enterprises [Refer Note 9(c)(ii)]	-	-	-
-Total Outstanding dues of creditors other than micro enterprises and small enterprises	1,428.55	1,618.57	1,060.14
<b>Total trade payables</b>	<b>1,428.55</b>	<b>1,618.57</b>	<b>1,060.14</b>

- (i) There were no amounts outstanding to be paid to micro and small enterprises registered under the Micro, Small and Medium Enterprises Development Act, 2006 (MSMED).
- (ii) No interest is paid/payable during the year to any micro or small enterprise registered under the MSMED.
- (iii) The above information has been determined to the extent such parties could be identified on the basis of the information available with the company regarding the status of suppliers under the MSMED.

	31 March 2017 Current	31 March 2016 Current	1 April 2015 Current
--	--------------------------	--------------------------	-------------------------

**9(d) Other Financial Liabilities**

Current maturities of Non-current borrowings -Vehicle finance loan	665.78	544.94	888.00
Current maturities of Non-current borrowings - Term loan from a Bank	1,017.34	333.33	333.34
Current maturities of Non-current borrowings - Buyers Credit from a Bank	-	-	447.68
Current maturities of Non-current borrowings - Financial Institution	225.00	225.00	225.00
Security Deposits	39.71	62.34	262.78
Unclaimed Dividend *	58.20	71.74	78.97
Unclaimed Fractional Bonus Shares	-	0.89	0.89
Retention money of Creditors for Capital Assets	87.62	100.43	154.47
Payables on purchase of capital assets	246.62	-	14.68
Other Contractual Obligations	206.79	313.97	193.81
Interest accrued but not due on loans	61.04	17.16	27.34
<b>Total other current financial liabilities</b>	<b>2,608.10</b>	<b>1,669.80</b>	<b>2,626.96</b>

\* There are no amounts due and outstanding to be credited to Investor Education and Protection Fund.

**Notes annexed to and forming part of the Consolidated Financial Statements** for the year ended March 31, 2017  
(All amounts in INR lakhs, unless otherwise stated)

	31 March 2017		31 March 2016		1 April 2015	
	Current	Non-Current	Current	Non-Current	Current	Non-Current
<b>10 Provisions</b>						
Contingencies	-	156.05	-	156.05		156.05
Disputed Claims					3.00	
Wealth tax	-		-	-	0.85	
<b>Total Provisions</b>	<b>-</b>	<b>156.05</b>	<b>-</b>	<b>156.05</b>	<b>3.85</b>	<b>156.05</b>

	31 March 2017		31 March 2016		1 April 2015	
	Indirect Tax Matters	Other Matters	Indirect Tax Matters	Other Matters	Indirect Tax Matters	Other Matters
<b>Break-up of non-current provision for contingencies:</b>						
Opening Balance	146.75	9.30	146.75	9.30	146.75	0.10
Add: Provision made	-	-	-	-	-	9.20
Less: Amounts Utilised /reversed	-	-	-	-	-	-
<b>Total</b>	<b>146.75</b>	<b>9.30</b>	<b>146.75</b>	<b>9.30</b>	<b>146.75</b>	<b>9.30</b>

Represents estimates made for probable liabilities arising out of pending assessment proceedings with various Government Authorities. The information usually required by Ind AS 37 - "Provisions, Contingent Liabilities and Contingent Assets", is not disclosed on grounds that it can be expected to prejudice the interests of the Company. The timing of the outflow with regard to the said matter depends on the exhaustion of remedies available to the Company under the law and hence, the Company is not able to reasonably ascertain the timing of the outflow.

	31 March 2017 Current	31 March 2016 Current	1 April 2015 Current
<b>11 Other Current Liabilities</b>			
Advances received from customers	286.09	164.77	119.69
Income received in advance	9.31	5.79	7.94
Statutory dues	181.80	187.58	138.42
<b>Total Other current liabilities</b>	<b>477.20</b>	<b>358.14</b>	<b>266.05</b>

	31 March 2017		31 March 2016		1 April 2015	
	Current	Non-Current	Current	Non-Current	Current	Non-Current
<b>Note 12: Employee Benefit Obligations</b>						
Compensated absences	27.19	63.14	28.38	56.46	37.94	92.88
Gratuity (net)	52.05	287.64	47.93	246.18	34.49	219.23
Directors Commission	358.65		310.65	-	201.12	
Employee benefits payable	111.67	-	83.93	-	67.39	-
<b>Total employee benefit obligations</b>	<b>549.56</b>	<b>350.78</b>	<b>470.89</b>	<b>302.64</b>	<b>340.94</b>	<b>312.11</b>

#### Compensated absences

The leave obligation cover the company liability for sick and earned leave.

#### Post employment benefit obligations

##### Gratuity

The gratuity plan of the Company is a funded plan and administered by TATA AIA Life Insurance Company Limited. The group provides for gratuity for employees in India as per the Payment of Gratuity Act, 1972. Employees who are in continuous service for a period of 5 years are eligible for gratuity. The amount of gratuity payable on retirement/termination is the employees last drawn basic salary per month computed proportionately for 15 days salary multiplied by the number of years of service.

**Notes annexed to and forming part of the Consolidated Financial Statements** for the year ended March 31, 2017

(All amounts in INR lakhs, unless otherwise stated)

**Defined contribution plans**

The Group makes contributions to Provident Fund and Employee State Insurance Corporation (ESIC), which are defined contribution plan, for qualifying employees. Under the schemes, the company is required to contribute a specified percentage of the payroll costs to fund the benefits. The company recognised Rs. 90.92 lakhs (Year ended March 31, 2016: Rs. 86.80 lakhs) for provident fund contributions and Rs. 3.11 lakhs (Year ended March 31, 2016: Rs. Nil) for contribution to ESIC in the statement of profit and loss. The contributions payable to these plans by the company are at rates specified in the rules of the schemes.

**Balance sheet amount (Gratuity)**

The amounts recognised in the Balance sheet and movements in the net defined benefits obligation over the period are as follows:

	Present value of obligation- Unfunded	Present value of obligation- Funded (A)	Fair value of plan assets (B)	Net amount (A)-(B)
<b>1 April 2015</b>	131.53	168.78	46.59	122.19
Current service cost	13.55	15.93	-	15.93
Interest expense/(income)	10.69	13.50	3.73	9.77
<b>Total amount recognised in profit and loss</b>	<b>24.24</b>	<b>29.43</b>	<b>3.73</b>	<b>25.70</b>
Remeasurements	-	-	-	-
Return on plan assets, excluding amount included in interest expense/(income)	-	-	(2.14)	2.14
(Gain)/loss from change in demographic assumptions	(1.09)	-	-	-
(Gain)/loss from change in financial assumptions	(0.34)	(0.57)	-	(0.57)
Experience (gains)/losses	(3.77)	(4.52)	-	(4.52)
<b>Total amount recognised in other comprehensive income</b>	<b>(5.20)</b>	<b>(5.09)</b>	<b>(2.14)</b>	<b>(2.95)</b>
Employer contributions	-	-	-	-
Benefit payments	(1.40)	(8.44)	(8.44)	-
<b>31 March 2016</b>	<b>149.17</b>	<b>184.68</b>	<b>39.74</b>	<b>144.94</b>
<b>1 April 2016</b>	<b>149.17</b>	<b>184.68</b>	<b>39.74</b>	<b>144.94</b>
Current service cost	13.30	16.26	-	16.26
Interest expense/(income)	12.06	14.85	3.20	11.65
<b>Total amount recognised in profit and loss</b>	<b>25.36</b>	<b>31.11</b>	<b>3.20</b>	<b>27.91</b>
Remeasurements	-	-	-	-
Return on plan assets, excluding amount included in interest expense/(income)	-	-	(0.40)	0.40
(Gain)/loss from change in demographic assumptions	2.18	(0.91)	-	(0.91)
(Gain)/loss from change in financial assumptions	9.24	8.54	-	8.54
Experience (gains)/losses	(8.86)	(15.66)	-	(15.66)
<b>Total amount recognised in other comprehensive income</b>	<b>2.56</b>	<b>(8.03)</b>	<b>(0.40)</b>	<b>(7.63)</b>
Employer contributions	-	-	-	-
Benefit payments	(2.62)	(34.88)	(34.88)	-
<b>31 March 2017</b>	<b>174.47</b>	<b>172.88</b>	<b>7.66</b>	<b>165.22</b>

**Notes annexed to and forming part of the Consolidated Financial Statements** for the year ended March 31, 2017

(All amounts in INR lakhs, unless otherwise stated)

The net liability disclosed above relates to funded and unfunded plans are as follows:

	31 March 2017	31 March 2016	1 April 2015
Present value of funded obligations	172.88	184.68	168.78
Fair value of plan assets	(7.66)	(39.74)	(46.59)
<b>Deficit of funded plan</b>	<b>165.22</b>	<b>144.94</b>	<b>122.19</b>
Unfunded plans	174.47	149.17	131.53
<b>Deficit of gratuity plan</b>	<b>339.69</b>	<b>294.11</b>	<b>253.72</b>

**Fair value of plan assets at the balance sheet date for defined benefit obligations:**

	31 March 2017	31 March 2016	1 April 2015
Insurer managed funds	7.66	39.74	46.59
<b>Total</b>	<b>7.66</b>	<b>39.74</b>	<b>46.59</b>

**Significant estimates: Actuarial assumptions and sensitivity**

The significant actuarial assumptions were as follows:

	31 March 2017	31 March 2016	1 April 2015
Discount rate	7.12-7.27%	7.86-8.07%	7.94-8%
Salary growth rate	8.25%	8.25%	8.25%
Attrition rate	5%	2%	2%

**Sensitivity analysis**

The sensitivity of the defined benefit obligation to changes in the weighted principal assumptions is:

	Impact on defined benefit obligation					
	Change in assumptions		Increase in assumptions		Decrease in assumptions	
	31 March 2017	31 March 2016	31 March 2017	31 March 2016	31 March 2017	31 March 2016
Discount rate	1%	1%	-12.34%	-14.82%	14.92%	17.27%
Salary growth rate	1%	1%	14.62%	17.06%	-13.02%	-14.91%
Attrition rate	1%	1%	-1.16%	-0.35%	1.28%	0.50%

The above sensitivity analyses are based on a change in an assumption while holding all other assumptions constant. In practice, this is unlikely to occur, and changes in some of the assumptions may be correlated. When calculating the sensitivity of the defined benefit obligation to significant actuarial assumptions the same method (present value of the defined benefit obligation calculated with the projected unit credit method at the end of the reporting period) has been applied as when calculating the defined benefit liability recognised in the balance sheet.

The methods and types of assumptions used in preparing the sensitivity analysis did not change compared to the prior period.

The major categories of plan assets are as follows:

	31 March 2017	31 March 2016	1 April 2015
Insurance Fund	7.66	39.74	46.59

**Risk Exposure**

These plans typically expose the Group to actuarial risks such as: investment risk, interest rate risk, longevity risk and salary risk.

**Investment risk**

The present value of the defined benefit plan liability is calculated using a discount rate which is determined by reference to market yields at the end of the reporting period on government bonds. Plan investment is a mix of investments in government securities, and other debt instruments.

**Interest risk**

A decrease in the bond interest rate will increase the plan liability; however, this will be partially offset by an increase in the return on the plan's debt investments.

**Longevity risk**

The present value of the defined benefit plan liability is calculated by reference to the best estimate of the mortality of plan participants both



**Notes annexed to and forming part of the Consolidated Financial Statements** for the year ended March 31, 2017

(All amounts in INR lakhs, unless otherwise stated)

during and after their employment. An increase in the life expectancy of the plan participants will increase the plan's liability.

**Salary risk**

The present value of the defined benefit plan liability is calculated by reference to the future salaries of plan participants. As such, an increase in the salary of the plan participants will increase the plan's liability.

The gratuity plan is a funded plan and the Company makes contributions to recognised funds in India. The Company does not fully fund the liability and maintains a target level of funding to be maintained over a period of time based on estimations of expected gratuity payments.

The Company monitors how the duration and the expected yield of the investments are matching the expected cash outflows arising from the employee benefit obligations, with the objective that assets of the gratuity obligations match the benefit payments as they fall due. Investments are well diversified, such that the failure of any single investment would not have a material impact on the overall level of assets.

**Defined benefit liability and employers contributions**

Expected contributions to post employment benefits for the year ended March 31, 2018 are Rs. 28.52 lakhs for the funded plan.

The weighted average duration of the projected benefit obligation is 7 years ( 2016- 9 years, 2015-10 years) for the funded plan. The weighted average duration of the projected benefit obligation is 12 years ( 2016- 10 years, 2015- 15 years) for the CFS at Chennai, 11 years ( 2016- 14 years, 2015-10 years) for Punjab Conware CFS, 12 years for Chandra CFS and Terminal Operators Private Limited (2016- 16 years, 2015- 10) and 13 years for Gateway East India Private Limited (2016- 12 years, 2015- 12) .The expected maturity analysis of undiscounted gratuity is as follows:

**Unfunded**

	31 March 2017	31 March 2016	1 April 2015
1st Following Year	18.16	16.26	5.42
2nd Following Year	8.09	7.63	9.45
3rd Following Year	14.03	3.67	10.98
4th Following Year	10.73	9.47	3.35
5th Following Year	12.29	6.35	8.95
Sum of Years 6 To 10	71.97	50.92	38.15

**Funded**

	31 March 2017	31 March 2016	1 April 2015
1st Following Year	56.76	4.52	4.08
2nd Following Year	5.99	11.61	4.40
3rd Following Year	9.35	52.12	10.04
4th Following Year	6.32	8.01	51.07
5th Following Year	10.41	34.71	7.59
Sum of Years 6 To 10	69.72	44.59	58.23

	31 March 2017	31 March 2016
--	---------------	---------------

**13 Current and Deferred Tax****13(a) Statement of Profit and Loss:**

<b>(a) Income tax expense</b>		
Current tax		
Current tax on profits for the year	2,091.21	4,236.64
<b>Total current tax (expense)/Saving</b>	<b>2,091.21</b>	<b>4,236.64</b>
Deferred tax		
Decrease / (increase) in deferred tax assets	72.71	(715.92)
(Decrease)/ increase in deferred tax liabilities	(219.43)	(121.47)
Minimum Alternate Tax Credit Entitlement	(438.31)	(430.58)
<b>Total deferred tax expense/(benefit)</b>	<b>(585.03)</b>	<b>(1,267.97)</b>
<b>Income tax expense</b>	<b>1,506.18</b>	<b>2,968.67</b>

**Notes annexed to and forming part of the Consolidated Financial Statements** for the year ended March 31, 2017  
(All amounts in INR lakhs, unless otherwise stated)

	Statutory tax rate	31 March 2017	31 March 2016
<b>13(b)(i) Reconciliation of tax expense and accounting profit multiplied by India's tax rates:</b>			
Profit before exceptional items and tax	34.61%	7,154.39	8,637.48
Exceptional items	23.07%	-	3,200.32
<b>Statutory income tax</b>		<b>2,475.99</b>	<b>3,727.64</b>
Differences due to:			
Expenses not deductible for tax purposes		88.44	(68.00)
Tax effect of non-taxable income for Indian Tax Purpose		(15.45)	(2.75)
Temporary difference reversed during the tax holiday period		(14.40)	25.34
Income exempt from income tax		(1,038.30)	(1,051.23)
Tax effect on carry forward loss and unabsorbed depreciation		24.94	68.07
Others		(15.04)	269.60
<b>Total tax expense</b>		<b>1,506.18</b>	<b>2,968.67</b>

	31 March 2017	31 March 2016
<b>13(b)(ii) Tax losses:</b>		
Unused tax losses for which no deferred tax asset has been recognised	72.06	196.69
Potential tax benefit @ 30%	24.94	68.07

The unused tax losses were incurred by a subsidiary that is not likely to generate taxable income in the foreseeable future. The losses can be carried forward indefinitely and have no expiry date.

**Note 13(b)(iii)** Certain subsidiaries and joint ventures of the group have undistributed earnings of Rs. 14,147.04 lakhs (31 March 2016: Rs. 11,870.08 lakhs) which, if paid out as dividends, would be subject to tax in the hands of the recipient. An assessable temporary difference exists, but no deferred tax liability has been recognised as the company is able to control the timing of distributions from this subsidiary and joint venture and is not expected to distribute these profits in the foreseeable future

**Note 13(c)** No aggregate amounts of current and deferred tax have arisen in the reporting periods which have not been recognised in statement of profit and loss or other comprehensive income but directly debited/ (credited) to equity.

	31 March 2017	31 March 2016	1 April 2015
<b>13(d) Deferred tax liabilities (net)</b>			
<b>Deferred Tax Liabilities</b>			
Temporary difference between book and tax depreciation	1,192.53	1,349.43	1,453.90
Dividend Distribution tax on Reserves of Associates	511.69	550.68	465.52
Others	142.72	130.01	99.54
<b>Total deferred tax liabilities</b>	<b>1,846.94</b>	<b>2,030.12</b>	<b>2,018.96</b>
<b>Deferred Tax Assets</b>			
MAT Credit Entitlement	2,187.95	1,749.64	1,319.00
Carry Forward Loss and Unabsorbed Depreciation	371.25	117.87	70.21
Sale of assets to Associate/ Joint Venture	700.74	690.30	-
Employee Benefits	136.15	381.84	122.10
Provision for Doubtful Debts/ Advances	204.26	258.36	221.08
Accrual for expenses allowable as tax deduction only on payment	89.44	89.93	276.41
<b>Total deferred tax assets</b>	<b>3,689.79</b>	<b>3,287.94</b>	<b>2,008.80</b>
<b>Net deferred tax assets / ( liabilities)</b>	<b>1,842.85</b>	<b>1,257.82</b>	<b>(10.16)</b>

**Notes annexed to and forming part of the Consolidated Financial Statements** for the year ended March 31, 2017

(All amounts in INR lakhs, unless otherwise stated)

Significant estimates Pursuant to the changes in the Indian income tax laws in fiscal year 2007, Minimum Alternate Tax ("MAT") has been extended to income in respect of which deduction is claimed under the tax holiday scheme under section 80 IA(4) of the Income Tax Act, 1961 ; consequently, the group has calculated its tax liability for current tax after considering MAT. The excess tax paid under MAT provisions over and above normal tax liability can be carried forward and set-off against future tax liabilities computed under normal tax provisions On the basis of approved business plans and budgets, the group has concluded that it will have sufficient future taxable income to utilise its MAT credit.

	MAT Credit Entitlement	Carry Forward Loss and Unabsorbed Depreciation	Accrual for expenses allowable as tax deduction only on payment	Employee Benefits	Provision for Doubtful Debts/ Advances	Sale of assets to associate / Joint venture
<b>13(e) Movement in deferred tax liabilities/assets</b>						
<b>Deferred tax assets</b>						
<b>At 1 April 2015</b>	<b>(1,319.00)</b>	<b>(70.21)</b>	<b>(276.41)</b>	<b>(122.10)</b>	<b>(221.08)</b>	<b>-</b>
(Charged)/credited:						
- to profit or loss	(430.64)	(47.66)	186.48	(257.07)	(37.28)	(690.30)
- to other comprehensive income			-	(2.68)	-	
<b>At 31 March 2016</b>	<b>(1,749.64)</b>	<b>(117.87)</b>	<b>(89.93)</b>	<b>(381.85)</b>	<b>(258.36)</b>	<b>(690.30)</b>
(Charged)/credited:						
- to profit or loss	(438.31)	(253.38)	0.49	248.07	54.10	(10.44)
- to other comprehensive income			-	(2.38)	-	
<b>At 31 March 2017</b>	<b>(2,187.95)</b>	<b>(371.25)</b>	<b>(89.44)</b>	<b>(136.16)</b>	<b>(204.26)</b>	<b>(700.74)</b>

	Property plant and equipment	Dividend Distribution tax on Reserves of Associates	Others	Total
<b>Deferred tax assets</b>				
<b>At 1 April 2015</b>	<b>1,453.90</b>	<b>465.52</b>	<b>99.54</b>	<b>10.16</b>
(Charged)/credited:				
- to profit or loss	(104.47)	85.16	30.47	(1,265.31)
- to other comprehensive income	-	-	-	(2.68)
<b>At 31 March 2016</b>	<b>1,349.43</b>	<b>550.68</b>	<b>130.01</b>	<b>(1,257.83)</b>
(Charged)/credited:				
- to profit or loss	(156.90)	(38.99)	12.71	(582.65)
- to other comprehensive income		-	-	(2.38)
- Deferred tax on basis adjustment				-
<b>At 31 March 2017</b>	<b>1,192.53</b>	<b>511.69</b>	<b>142.72</b>	<b>(1,842.86)</b>

	31 March 2017	31 March 2016
--	---------------	---------------

**13(f) Current Tax Assets**

	31 March 2017	31 March 2016
Opening balance		
Tax deducted at source and Advance tax	995.49	839.47
[Net of provision for tax 2016: Rs. 16,155.67 lakhs (2015: Rs. 11,949.35 lakhs)]		
Less: Current tax payable for the year	2,091.21	4,236.64
Add: Taxes paid	2,094.65	4,392.65
<b>Closing balance</b>	<b>998.93</b>	<b>995.48</b>

**Notes annexed to and forming part of the Consolidated Financial Statements** for the year ended March 31, 2017  
(All amounts in INR lakhs, unless otherwise stated)

	31 March 2017	31 March 2016
<b>14 Revenue from Operations</b>		
<b>Sale of services</b>		
Container Handling, Transport, Storage and Ground Rent Income	38,965.47	37,152.13
Auction Sales	184.96	1,362.23
<b>Other operating revenues</b>		
Rent	168.02	207.27
Buffer Handling Fees	21.50	69.78
<b>Revenue from operations</b>	<b>39,339.95</b>	<b>38,791.41</b>
	31 March 2017	31 March 2016
<b>15 Other Income</b>		
Interest income on fixed deposits with banks	107.83	568.41
Interest on Income tax refund	0.19	0.82
Interest income from financial assets at amortised cost	1.55	0.46
Net gain on redemption of Investments	48.56	102.61
Net gain on financial asset measured at FVPL	11.31	4.28
Premium receivable on redemption and unwinding of discount on investment measured at amortized cost	963.33	904.60
Liabilities/ Provisions no Longer Required Written Back	14.77	20.55
Write back of Provision for Doubtful Ground Rent no longer required (net)	20.64	81.39
Miscellaneous Income	13.92	5.79
Gain on sale of Assets (net)	45.48	-
<b>Total other income</b>	<b>1,227.58</b>	<b>1,688.91</b>
	31 March 2017	31 March 2016
<b>16 Operating Expenses</b>		
Incentives and Commissions	6,684.36	6,747.18
Transportation	7,748.42	6,594.34
Labour Charges	3,503.94	3,245.31
Equipment Hire Charges	198.00	182.75
Surveyors' Fees	300.48	421.61
Sub-Contract Charges	3,228.98	2,924.85
Auction Expenses	58.02	351.03
Purchase of Pallets	51.67	51.16
Fees on Operations and Management of Punjab Conware's Container Freight Station	1,945.30	1,949.49
<b>Total operating expenses</b>	<b>23,719.17</b>	<b>22,467.72</b>
	31 March 2017	31 March 2016
<b>17 Employee Benefit Expense</b>		
Salaries, Allowances and Bonus	1,716.92	1,543.59
Contribution to Provident and Other Funds	94.03	86.80
Staff Welfare expenses	60.13	62.19
Leave Encashment	55.64	5.89
Gratuity	53.27	49.94
<b>Total Employee benefit expense</b>	<b>1,979.99</b>	<b>1,748.41</b>

**Notes annexed to and forming part of the Consolidated Financial Statements** for the year ended March 31, 2017  
(All amounts in INR lakhs, unless otherwise stated)

	31 March 2017	31 March 2016
<b>18 Depreciation and Amortisation Expense</b>		
Depreciation on Property, plant and equipment	2,613.61	2,743.56
Amortisation of Intangible Assets	37.19	8.31
<b>Depreciation and amortisation expense</b>	<b>2,650.80</b>	<b>2,751.87</b>

	31 March 2017	31 March 2016
<b>19 Other Expenses</b>		
Power and Fuel	1,090.18	991.04
Rent	232.46	214.06
Rates and Taxes	335.70	281.26
Repairs and Maintenance:		
- Building/ Yard	248.78	228.32
- Plant and Equipment	416.64	395.86
- Others	190.75	159.80
Insurance	241.32	221.23
Directors' Sitting Fees	31.20	43.80
Customs Staff Expenses	63.91	66.39
Printing and Stationery	63.61	62.12
Travelling and Conveyance	218.28	202.61
Motor Car Expenses	42.68	49.57
Communication	64.67	65.86
Advertising Expenses	13.38	31.23
Security Charges	630.78	558.31
Professional Fees	231.61	243.49
Corporate Social Responsibility Expenditure (Refer note 19(b))	172.20	185.00
Bad Debts	-	3.52
Provision for Doubtful Debts	1.79	184.48
Ground Rent written off	169.78	-
Provision for Doubtful Ground Rent (net)	(169.78)	-
	-	-
Loss on Sale/ Disposal of Tangible Assets	-	1.48
Bank Charges	46.88	53.11
Miscellaneous	195.14	143.50
<b>Total Other expenses</b>	<b>4,531.96</b>	<b>4,386.04</b>

**19(b) Corporate Social Responsibility Expenditure**

Amount required to be spent as per section 135 of the act	172.20	185.00
Amount spent during the year on		
(i) Construction / acquisition of an asset	-	-
(ii) on purposes other than (i) above	172.20	185.00

## Notes annexed to and forming part of the Consolidated Financial Statements for the year ended March 31, 2017

(All amounts in INR lakhs, unless otherwise stated)

	31 March 2017	31 March 2016
<b>20 Finance Costs</b>		
Interest and finance charges on financial liabilities at amortised cost	870.08	593.40
Less: Amount capitalised (Refer note below)	(338.86)	(104.60)
<b>Total Finance costs</b>	<b>531.22</b>	<b>488.80</b>

Note: The capitalisation rate used to determine the amount of borrowing cost to be capitalised is the weighted average interest rate applicable to the Company's general borrowings during the year ended March 31, 2017: 9.8% (March 31, 2016: 10.7%).

## 21 Fair Value Measurements

### 21 (a) Financial Instrument by Category.

	31 March 2017			31 March 2016			1 April 2015		
	FVPL	FVOCI	Amortised cost	FVPL	FVOCI	Amortised Cost	FVPL	FVOCI	Amortised cost
<b>Financial Assets</b>									
Unquoted Preference Shares			15,768.72			14,806.32			13,902.65
Investment in Mutual Funds	2,111.31	-	-	1,504.28	-	-	-	-	-
Margin money balances	-	-	478.49	-	-	1,645.29	-	-	1,472.39
Other financial assets	-	-	6,462.99	-	-	7,366.00	-	-	10,392.48
<b>Total Financial Assets</b>	<b>2,111.31</b>	<b>-</b>	<b>22,710.19</b>	<b>1,504.28</b>	<b>-</b>	<b>23,817.61</b>	<b>-</b>	<b>-</b>	<b>25,767.52</b>
<b>Financial Liabilities</b>									
Borrowings (including current maturities)	-	-	12,821.38	-	-	5,514.66	-	-	7,093.38
Other financial liabilities	-	-	2,128.53	-	-	2,185.10	-	-	1,793.08
<b>Total Financial Liabilities</b>	<b>-</b>	<b>-</b>	<b>14,949.91</b>	<b>-</b>	<b>-</b>	<b>7,699.76</b>	<b>-</b>	<b>-</b>	<b>8,886.46</b>

### (i) Fair Value hierarchy

This section explains the judgements and estimates made in determining the fair value of the financial instruments that are (a) recognised and measured at fair value and (b) measured at amortised cost and for which fair values are disclosed in the financial statements. To provide an indication about the reliability of the inputs used in determining fair value, the group has classified its financial instruments into the three levels prescribed the accounting standard. An explanation of each level follows underneath the table.

	Notes	Level 1	Level 2	Level 3	Total
<b>Financial assets and liabilities measured at fair value-recurring fair value measurement 31-March-2017</b>					
<b>Financial Assets</b>					
<b>Financial instrument at FVPL</b>					
Mutual Fund - Growth Plan	5(c)	2,111.31	-	-	2,111.31
<b>Total Financial Assets</b>		<b>2,111.31</b>	<b>-</b>	<b>-</b>	<b>2,111.31</b>
<b>Financial assets and liabilities measured at amortised cost for which fair values are disclosed at 31-March-2017</b>					
<b>Financial Assets</b>					
Unquoted Preference Shares	5(b)	-	-	17,924.08	17,924.08
Security deposits	5(d)	-	-	703.02	703.02
Margin money balances	5(d)	-	-	493.08	493.08
<b>Total Financial Assets</b>		<b>-</b>	<b>-</b>	<b>19,120.18</b>	<b>19,120.18</b>
<b>Financial Liabilities</b>					
Borrowings (including current maturities)	9(a)	-	-	12,648.01	12,648.01
<b>Total Financial Liabilities</b>		<b>-</b>	<b>-</b>	<b>12,648.01</b>	<b>12,648.01</b>

**Notes annexed to and forming part of the Consolidated Financial Statements** for the year ended March 31, 2017  
(All amounts in INR lakhs, unless otherwise stated)

	Notes	Level 1	Level 2	Level 3	Total
<b>Financial assets and liabilities measured at fair value-recurring fair value measurement 31-March-2016</b>					
<b>Financial Assets</b>					
<b>Financial instrument at FVPL</b>					
Mutual Fund - Growth Plan	5(c)	1,504.28	-	-	1,504.28
<b>Total Financial Assets</b>		<b>1,504.28</b>	<b>-</b>	<b>-</b>	<b>1,504.28</b>
<b>Financial assets and liabilities measured at amortised cost for which fair values are disclosed at 31-March-2016</b>					
<b>Financial Assets</b>					
Unquoted Preference Shares	5(b)			15,125.91	15,125.91
Security deposits	5(d)	-	-	653.46	653.46
Margin money balances	5(d)	-	-	1,660.64	1,660.64
<b>Total Financial Assets</b>		<b>-</b>	<b>-</b>	<b>17,440.01</b>	<b>17,440.01</b>
<b>Financial Liabilities</b>					
Borrowings (including current maturities)	9(a)	-	-	5,318.59	5,318.59
<b>Total Financial Liabilities</b>		<b>-</b>	<b>-</b>	<b>5,318.59</b>	<b>5,318.59</b>
<b>Financial assets and liabilities measured at amortised cost for which fair values are disclosed at 31-March-2015</b>					
<b>Financial Assets</b>					
Unquoted Preference Shares	5(b)			13,058.69	13,058.69
Security deposits	5(d)	-	-	642.52	642.52
Margin money balances	5(d)	-	-	1,484.61	1,484.61
<b>Total Financial Assets</b>		<b>-</b>	<b>-</b>	<b>15,185.82</b>	<b>15,185.82</b>
<b>Financial Liabilities</b>					
Borrowings (including current maturities)	9(a)	-	-	6,650.00	6,650.00
<b>Total Financial Liabilities</b>		<b>-</b>	<b>-</b>	<b>6,650.00</b>	<b>6,650.00</b>

Except for those financial assets/liabilities mentioned in the above table, the group considers that the carrying amounts recognised in the financial statements approximate their fair values. For financial assets that are measured at fair value, the carrying amounts are equal to the fair values.

**Level 1** - Level 1 Hierarchy includes financial instruments measured using quoted price. This includes listed equity instruments, traded bonds mutual fund that have quoted price. The mutual funds are valued using the closing NAV.

**Level - 2** The fair value of financial instruments that are not traded in an active market (for example trade bond, over-the-counter derivatives) is determined using valuation technique which maximise the use of observable market data and rely as little as possible on entity -specific estimates. If all significant inputs required to fair value an instrument are observable, the instrument is included in Level-2.

**Level -3** If one or more of the significant inputs is not based on observable market data, the instrument is include in level 3.

**(ii) Valuation technique used to determine fair value**

**Specific valuation technique used to value financial instruments include:**

- 1) The mutual funds are valued using closing NAV available in the market.
- 2) The fair value of the remaining financial instruments is determined using discounted cash flow analysis.

**Notes annexed to and forming part of the Consolidated Financial Statements** for the year ended March 31, 2017

(All amounts in INR lakhs, unless otherwise stated)

**(iii) Fair value of financial assets and liabilities measured as amortised cost**

	As at March 31, 2017		As at March 31, 2016		As at April 01, 2015	
	Carrying Amounts	Fair Value	Carrying Amounts	Fair Value	Carrying Amounts	Fair Value
<b>Financial Assets</b>						
Preference Shares	15,768.72	17,924.08	14,806.32	15,125.91	13,902.65	13,058.69
Security deposits	689.33	703.02	653.76	653.46	643.69	642.52
Margin money balances	478.49	493.08	1,645.29	1,660.64	1,472.39	1,484.61
<b>Total Financial Assets</b>	<b>16,936.54</b>	<b>19,120.18</b>	<b>17,105.37</b>	<b>17,440.01</b>	<b>16,018.73</b>	<b>15,185.82</b>
<b>Financial Liabilities</b>						
Borrowings (including current maturities)	12,821.38	12,648.01	5,514.66	5,318.59	7,093.38	6,650.00
<b>Total Financial Liabilities</b>	<b>12,821.38</b>	<b>12,648.01</b>	<b>5,514.66</b>	<b>5,318.59</b>	<b>7,093.38</b>	<b>6,650.00</b>

**21 (b) Significant Estimates**

The fair value of financial instruments that are not traded in an active market is determined using valuation techniques. The group uses its judgement to select a variety of methods and make assumptions that are mainly based on market conditions existing at the end of each reporting period.

**22 Financial Risk Management**

The group is exposed to the market risk, liquidity risk and credit risk.

This note explains the sources of risk which the group is exposed to and how the group manages the risk.

Risk	Exposure arising from	Measurement	Management
Credit risk	Cash and cash equivalent, trade receivable, financial assets measured at amortised cost.	Aging analysis and credit rating	Diversification of bank deposit and credit limits
Liquidity risk	Borrowings and other liabilities	Rolling cash flow forecast	Availability of bank credit lines and borrowings facilities (cash credit)
Market risk - interest rate	Long-term borrowings at variable rates	Sensitivity Analysis	Monitoring and shifting benchmark interest rates
Market risk - Security price	Investment in mutual fund	Sensitivity Analysis	Portfolio diversification

**(A) Credit Risk**

Credit risk is the risk that counterparty will not meet its obligation under a financial instrument or customer contract, leading to a financial loss. The group is exposed to credit risk from its operating activities (primarily trade receivables) and from its financing activities, including deposits with bank and financial institution, foreign exchange transactions and other financial instruments.

The group has defined default as 180 days past due with no payment received in past 180 days. This definition of default is determined by considering the business environment in which the group operates and other macro-economic factors. The group considers the probability of default upon initial recognition of asset and whether there has been a significant increase in credit risk on an ongoing basis throughout each reporting period. To assess whether there is a significant increase in credit risk the company compares the risk of a default occurring on the asset as at the reporting date with the risk of default as at the date of initial recognition. It considers reasonable and supportive forward-looking information such as: adverse changes in business, changes in the operating results of the counterparty, change to the counterparty's ability to meet its obligations etc. Financial assets are written off when there is no reasonable expectation of recovery."

**(i) Credit Risk Management***Financial Assets*

The group maintains exposure in cash and cash equivalents, term deposits with banks and investments in mutual funds. The group has diversified portfolio of investment with various number of counter-parties which have good credit ratings, good reputation and hence the risk is reduced. Individual risk limits are set for each counter-party based on financial position, credit rating and past experience. Credit limits and concentration of exposures are actively monitored by the Company. For banks and financial institutions, only high rated banks/institutions



**Notes annexed to and forming part of the Consolidated Financial Statements** for the year ended March 31, 2017

(All amounts in INR lakhs, unless otherwise stated)

are accepted.

The Company's maximum exposure to credit risk as at 31 March 2017, 31 March 2016, and 1 April 2015 is the carrying value of each class of financial assets as disclosed in note 5.

*Trade receivables*

Trade receivables are typically unsecured and are derived from revenue earned from customers. Credit risk has been managed by the group through credit approvals, establishing credit limits and continuously monitoring the creditworthiness of customers to which the group grants credit terms in the normal course of business. On account of adoption of Ind AS 109, the group uses expected credit loss model to assess the impairment loss or gain. The group uses a provision matrix and forward-looking information and an assessment of the credit risk over the expected life of the financial asset to compute the expected credit loss allowance for trade receivables.

Of the Trade Receivables balance as at March 31, 2017 of Rs.4,552.75 lakhs (2016- Rs. 4,237.59 lakhs and 2015 - Rs.3,501.46 lakhs), the top 5 customers of the group represent the balance of Rs. 1,484.04 lakhs (2016- Rs. 1,471.56 lakhs and 2015 - Rs. 1,508.77 lakhs). There are no other customers who represent more than 5% of total balance of Trade Receivables.

Particulars	0-30 days	30-60	60-90	90-180	180-365	More than 365 days	Total
March 31, 2017	1,701.04	1,251.39	807.17	762.23	296.63	345.33	5,163.79
March 31, 2016	2,394.41	1,138.67	403.46	508.00	146.94	255.36	4,846.84
April 01, 2015	1,955.93	919.89	386.33	333.25	179.37	151.46	3,926.23

**(i) Reconciliation of loss allowances provision - Trade Receivable**

<b>Loss Allowances on 1 April 2015</b>	424.77
Changes in loss allowances	184.48
<b>Loss Allowances on 31 March 2016</b>	<b>609.25</b>
Changes in loss allowances	1.79
<b>Loss Allowances on 31 March 2017</b>	<b>611.04</b>

**(B) Liquidity Risk**

Liquidity risk is the risk that the group will not be able to meet its financial obligations as they become due. The group manages its liquidity risk by ensuring, as far as possible, that it will always have sufficient liquidity to meet its liabilities when due. Also, the group has unutilized credit limits with banks.

*(i) Financing arrangements*

The group had access to the following undrawn borrowing facilities at the end of the reporting period:

Particulars	31 March 2017	31 March 2016	1 April 2015
Floating Rate			
Expiring within one year (Bank overdraft)	2,118.51	-	-
<b>Total</b>	<b>2,118.51</b>	<b>-</b>	<b>-</b>

The Bank has an unconditional right to cancel the undrawn/ unused/ unavailed portion of the loan/ facility sanctioned at any time during the period of the loan/ facility, without any prior notice to the Company.

*(ii) Maturities of financial liabilities*

The tables below analyse the group's financial liabilities into relevant maturity grouping based on their contractual maturities for all non-derivative financial liabilities

The amounts disclosed in the table are the contractual undiscounted cash flows. Balance due within 12 months equal their carrying balances as the impact of discounting is not significant.

**Notes annexed to and forming part of the Consolidated Financial Statements** for the year ended March 31, 2017  
(All amounts in INR lakhs, unless otherwise stated)

Contractual maturities of financial liabilities	Less than 1 Year	1 - 2 Years	2 Year and Above	Total
<b>31 March 2017</b>				
<b>Non - Derivative</b>				
Borrowings	3,123.96	3,227.58	10,481.80	16,833.34
Trade payables	1,428.55	-	-	1,428.55
Other Financial Liabilities	699.98	-	-	699.98
<b>Total Non derivative liabilities</b>	<b>5,252.49</b>	<b>3,227.58</b>	<b>10,481.80</b>	<b>18,961.87</b>
<b>31 March 2016</b>				
<b>Non - Derivative</b>				
Borrowings	1,334.28	1,341.41	4,818.26	7,493.95
Trade payables	1,618.57	-	-	1,618.57
Other Financial Liabilities	566.53	-	-	566.53
<b>Total Non derivative liabilities</b>	<b>3,519.38</b>	<b>1,341.41</b>	<b>4,818.26</b>	<b>9,679.05</b>
<b>1 April 2015</b>				
<b>Non - Derivative</b>				
Borrowings	2,126.94	1,298.08	5,680.92	9,105.94
Trade payables	1,060.15	-	-	1,060.15
Other Financial Liabilities	732.94	-	-	732.94
<b>Total Non derivative liabilities</b>	<b>3,920.03</b>	<b>1,298.08</b>	<b>5,680.92</b>	<b>10,899.03</b>

**(C) Market Risk***(i) Foreign currency risk*

The group's operations are such that all activities are confined to India only except for certain Imported Capital Assets (Reach Stacker) for which group has availed buyers credit facility exposing itself to foreign exchange risk arising from foreign currency transactions, primarily with respect to EURO. No hedging is done to manage the risk.

**(a) Foreign currency risk exposure:**

The group's exposure to foreign currency risk at the end of the reporting period expressed in INR, are as follows

Particulars	31 March 2017	31 March 2016	1 April 2015
<b>Financial Liabilities</b>			
Buyers Credit	-	-	447.68
<b>Net Exposure to foreign currency (liabilities)</b>	<b>-</b>	<b>-</b>	<b>447.68</b>

**Note :** (a) Buyers Credit's are availed by the group for purchase of tangible Assets. The group had availed option under paragraph D13AA of Ind AS 101.

*(ii) Cash Flow and fair value interest rate risk*

The group's main interest rate risk arises from long-term borrowings with variable rates, which expose the group to cash flow interest rate risk.

**(a) Interest Rate risk exposure**

The exposure of the group's borrowings to interest rate changes at the end of the reporting period are as follows.

Particulars	31 March 2017	31 March 2016	1 April 2015
Variable Rate Borrowings	7,973.04	1,248.11	1,581.21
Fixed Rate Borrowings	4,848.34	4,266.56	5,512.17
<b>Total Borrowings</b>	<b>12,821.38</b>	<b>5,514.67</b>	<b>7,093.38</b>

**Notes annexed to and forming part of the Consolidated Financial Statements** for the year ended March 31, 2017

(All amounts in INR lakhs, unless otherwise stated)

**(b) Sensivity**

Profit or loss is sensitive to higher /lower interest expense from borrowings as a result of changes in interest rates.

Particulars	Impact on profit after tax Increase / (Decrease)	
	31 March 2017	31 March 2016
Interest Rate - increase by 100 basis point*	(52.14)	(8.16)
Interest Rate - decrease by 100 basis point*	52.14	8.16

\* Holding all other variable constant

*(iii) Price risk***(a) Exposure**

The group's exposure to Investments arises from investment held by the group in mutual funds and classified in the balance sheet as fair value through profit or loss.

To manage its price risk arising from investments in mutual funds, the group diversifies its portfolio. Diversification of the portfolio is done in accordance with the limits set by the group.

**(b) Sensitivity**

Particulars	Impact on profit after tax	
	31 March 2017	31 March 2016
Net Asset Value - Increase 10% (31 March 2016 10%)*	138.06	98.37
Net Asset Value - Decrease 10% (31 March 2016 10%)*	(138.06)	(98.37)

Profit for the period would increase/ decrease as a result of gains/ losses on investments classified at fair value through profit or loss.

**23 Capital Management**

The group considers the following components of its Balance Sheet to be managed capital:

Total equity as shown in the balance sheet includes retained profit and share capital.

The group aim to manages its capital efficiently so as to safeguard its ability to continue as a going concern and to optimise returns to our shareholders. The capital structure of the group is based on management's judgement of the appropriate balance of key elements in order to meet its strategic and day-to-day needs. We consider the amount of capital in proportion to risk and manage the capital structure in light of changes in economic conditions and the risk characteristics of the underlying assets. In order to maintain or adjust the capital structure, the group may adjust the amount of dividends paid to shareholders, return capital to shareholders or issue new shares.

The group's policy is to maintain a stable and strong capital structure with a focus on total equity so as to maintain investor, creditors and market confidence and to sustain future development and growth of its business. The group will take appropriate steps in order to maintain, or if necessary adjust, its capital structure.

The capital components of the company are as given below:

Particulars	31 March 2017	31 March 2016	1 April, 2015
Total Equity	102,628.06	102,759.84	99,828.62
Total Borrowings	12,821.38	5,514.67	7,093.38
Cash & Cash Equivalents	(778.28)	(971.35)	(3,369.72)
Net debt	12,043.10	4,543.32	3,723.66
<b>Debt/Equity Ratio</b>	<b>0.12</b>	<b>0.04</b>	<b>0.04</b>

Under the terms of the major borrowing facilities, the group is required to comply with the following financial covenants:

External Rating not to fall below A+ & A1

Asset Cover ratio for term loan  $\geq 2$

Debt Service Coverage Ratio not to fall below 3.50 times

Total outstanding liabilities(TOL)/ Adjusted Total net worth (TNW) not to be higher than 0.50 times.

**Notes annexed to and forming part of the Consolidated Financial Statements** for the year ended March 31, 2017

(All amounts in INR lakhs, unless otherwise stated)

The group has complied with these covenants throughout the reporting period. As at 31 March 2017, External Rating was IND AA- Stable (31 March 2016: IND AA- Stable), Asset cover ratio was 2.3 (31 March 2016: Above 6.5), Debt Service coverage ratio was 4.3 times (31 March 2016: 15.4 times) and TOL / TNW was 0.17 (31 March 2016: 0.08).

**Dividends**

	31 March 2017	31 March 2016
(i) Equity Shares		
Interim Dividend paid during	6,523.68	7,610.96
(a) the financial year 2016-17 of Rs. 3 per fully paid share for year ended 31 March 2017 and Rs. 3 for the year ended 31 March 2016		
(b) the financial year 2015-16 of Rs. 4 per fully paid share for year ended 31 March 2016 and Rs. 3 for the year ended 31 March 2015		
(ii) Dividend not recognised at the end of the reporting period	4,349.12	3,261.84
In addition to the above dividends, since the year end, the Company has declared second interim dividend of Rs. 4 per fully paid share for the financial year 2016-17 (Rs. 3 per fully paid share for the financial year 2015-16)		

**24 Contingent Liabilities**

The company had contingent liabilities at 31 March 2017 and 31 March 2016 in respect of:

Particulars	31 March 2017	31 March 2016
Bank Guarantees and Continuity Bonds executed in favour of The President of India through the Commissioners of Excise and Customs and Sales Tax	88,936.47	89,258.50
Bank Guarantee and Continuity Bonds issued in favour of Punjab State Container and Warehousing Corporation Limited in respect of Operations and Management Contract of their CFS at Dronagiri Node, Nhava Sheva.	19,320.00	21,980.00
Corporate guarantees issued in favour of banks, financial institutions and State Industrial Development Corporation for loans taken by subsidiaries.	26,870.99	19,410.72
<b>Claims made by the parties not acknowledged as debts:</b>		
- Container Corporation of India [Refer Note 24 (a)]	Not Ascertainable	Not Ascertainable
- Others	154.17	154.17
Disputed Income Tax Claims (including Interest and Penalty to the extent ascertainable) not acknowledged as debts [Refer Note 24(b)]	17,122.70	16,679.63
Claim from Customs [Refer Note 24(c)]	521.16	521.16
Disputed claims at National Consumer Redressal Forum related to fire at Punjab Conware CFS [Refer Note 24(d)]	154.76	-
Disputed Service Tax Claims (including penalty and excluding interest) in respect of Goods Transport Agency Services [Refer Note 24(e)]	382.32	-
Disputed Service Tax Claims (excluding penalty and interest) in respect of Cenvat credit disallowed [Refer Note 24(f)]	39.88	-

**Notes:**

- (a) Gateway Distriparks Limited ("GDL") and its Joint venture, Gateway Rail Freight Limited ("GRFL") are involved in an arbitration proceeding with Container Corporation of India Limited ("Concor") in respect of agreements entered into by the parties for operation of container trains from the Inland Container Depot and Rail Siding of the Company at Garhi Harsaru, Gurgaon. Concor has raised claims on GDL and GRFL on various issues in respect to the aforesaid agreements. Based on legal opinion, the Management has taken a view that these claims are at a preliminary stage and the question of maintainability of the alleged disputes as raised by Concor under the aforesaid agreements is yet to be determined and are not sustainable. Pending conclusion of the arbitration, the parties are maintaining "status quo" in respect of the operations at Garhi Harsaru, Gurgaon.

## Notes annexed to and forming part of the Consolidated Financial Statements for the year ended March 31, 2017

(All amounts in INR lakhs, unless otherwise stated)

- (b) (i) Deputy Commissioner of Income Tax had issued orders under Section 143(3) of the Income Tax Act, 1961 of India ("the Income Tax Act"), for the Assessment Years 2008-2009 to 2014-2015, disallowing the claim of deduction by the Company under Section 80-IA(4) (i) of the Income Tax Act upto Assessment year 2011-2012, other expenses and Minimum Alternate Tax Credit and issued notices of demand under Section 156 of the Income Tax Act for recovery of additional income tax and interest (after considering rectification order under Section 154 of the Income Tax Act for Assessment Year 2012-2013 and 2014-2015) aggregating to Rs. 8,975.81 lakhs and initiated proceedings to levy penalty. On appeal filed by the Company against the assessment orders, the Commissioner of Income Tax (Appeals) had allowed the aforesaid deductions, except for claim of deduction of other expenses aggregating Rs. 30 lakhs for the Assessment Years 2008-2009 to 2010-2011. The Deputy Commissioner of Income Tax had filed an appeal with Income Tax Appellate Tribunal against the aforesaid orders of Commissioner of Income Tax (Appeals) for the Assessment Years 2008-2009 to 2010-2011, which has been decided "in favour of the Company. Income Tax Department has filed an appeal with Bombay High Court against the "order of Income Tax" Appellate Tribunal for Assessment Years 2008-2009 and 2009-2010, which is pending for hearing. Pending hearing of the appeal filed by the Company against the assessment order for Assessment Year 2011-2012 with the Commissioner of Income Tax (Appeals), the Company has deposited Rs. 352 lakhs. The Company has filed appeal against the order for the Assessment Years 2012-2013 and 2014-2015 with the Commissioner of Income Tax (Appeals). The Commissioner of Income Tax (Appeals) has given order in favour of the Company for Assessment Year 2013-2014.

Deputy Commissioner of Income Tax had issued notices under Section 148 of the Income Tax Act, proposing to re-assess the Income for Assessment Years 2004-2005 to 2007-2008, disallowing the deduction under Section 80-IA(4)(i) of the Income Tax Act. The Company expects tax payable aggregating Rs. 4,460.34 lakhs (excluding interest) on the amount disallowed. The Company has filed a Writ petition against the notices with the Bombay High Court. The Bombay High Court has granted Ad Interim Stay against the notices. Based on Lawyer and Tax Consultant's opinion, the Management is of the opinion that the Company is entitled to aforesaid deductions and claims and hence, no provision for the aforesaid demand/ notices has been made till March 31, 2017.

- (b) (ii) Deputy Commissioner of Income Tax had issued orders to subsidiary company under Section 143(3) of the Income Tax Act, 1961 of India ("the Income Tax Act"), for the Assessment Years 2011-2012, 2012-2013, 2013-2014 and 2014-15 disallowing the claim of deduction by the Company under Section 80-IA(4)(i) of the Income Tax Act and other expenses and issued notices of demand under Section 156 of the Income Tax Act for recovery of additional income tax and interest aggregating Rs. 659.10 lakhs and initiated proceedings to levy penalty.

On appeal filed by the subsidiary company against the aforesaid order for Assessment Year 2011-2012, Income Tax Appellate Tribunal had allowed the aforesaid deductions. The Deputy Commissioner of Income Tax has appealed with Honorable High Court of Andhra Pradesh. Pending conclusion of the appeal, the Company has deposited Rs. 13.00 lakhs till March 31, 2017.

On appeal filed by the subsidiary company against the aforesaid order for Assessment Year 2012-2013, Commissioner of Income Tax (Appeals) had allowed the aforesaid deductions. The Deputy Commissioner of Income Tax has appealed with Income Tax Appellate Tribunal. The Company's deposit of Rs. 15.00 lakhs is refundable as on March 31, 2017.

The subsidiary company has filed an appeal for Assessment Year 2013-2014 and Assessment Year 2014-15 with Commissioner of Income Tax (Appeals) for disallowance of the aforesaid deductions.

Since the matter on disallowing the claim of deduction by the subsidiary company under Section 80-IA(4)(i) of the Income Tax Act for Assessment years mentioned above is pending with various authorities, the Company has calculated an estimated tax liability of Rs. 2074.59 lakhs for Assessment Year 2015-2016 to Assessment Year 2017-2018.

Based on ITAT order for the Assessment year 2011-12 and The Honorable Delhi High Court in the case of Container Corporation of India, in our opinion that the subsidiary company is entitled to deduction under section 80-IA(4)(i) of the Income Tax Act 1961 till March 31, 2017.

- (c) In response to the letter dated February 25, 2016, from the Principal Commissioner of Customs (G), the Company had deposited under protest an amount of Rs. 521.16 lakhs pending final determination of the liability, in terms of the supertnama that covered the container no. CRX 3218782 comprising 15,390 KG of Red Sanders, which were unauthorizedly removed from the Punjab Conware CFS in December 2015. The Management is of the opinion that the amount will be recovered on completion of the legal proceedings in respect of recovery of the aforesaid cargo and accordingly the amount is considered as recoverable from the Customs.
- (d) There was a fire in January 2010 at the warehouse of Punjab Conware CFS, in which cargo belonging to customers was damaged. These customers filed an insurance claim with their insurers and as part of claim settlement these customers have filed cases in consumer court to secure subrogation rights of insurance companies and obtained favorable judgement in State consumer dispute redressal commission. The Company has filed appeal with National Consumer Dispute Redressal Commission, after making deposit of Rs.154.76 lakhs. The

## Notes annexed to and forming part of the Consolidated Financial Statements for the year ended March 31, 2017

(All amounts in INR lakhs, unless otherwise stated)

Management is of the opinion that the amount will be recovered on completion of the proceedings and accordingly no provision is made for the claims till March 31, 2017 and the amount of deposit is considered as recoverable.

- (e) The Commissioner of Service Tax, Mumbai had raised show-cause notices / demands for service tax under category "Goods Transport Agency" for the period 2005-2006 to 2011-2012. On appeal filed by Company, Central Excise Service Tax Appellate Tribunal ('CESTAT'), Mumbai, vide order dated May 7, 2013 remanded back the matter for fresh hearing. The Commissioner of Service tax, Mumbai has issued an order issued on December 5, 2016 confirming the demand of Rs. 382.32 lakhs and interest under section 75 and penalty under section 76, 77 & 78 of Finance Act. The Company has filed an appeal with CESTAT, Mumbai on March 6, 2017, contesting the demand on the grounds that the service tax was already paid under cargo handling services on the same transport of cargo at full rate, the transport cost of other units at Gurgaon and Punjab Conware CFS were wrongly included, no credit was given for service tax under Goods transport agency and that the figures of trailer cost / depreciation in the order were incorrect. In view of the acceptance of Company's contentions on certain points in the cross objection filed by the Department, as indicated in the earlier CESTAT order dated May 7, 2013, the Management is of the opinion that no provision is required to be made in respect of the aforesaid demand, till March 31, 2017.
- (f) The Commissioner of Service Tax, Mumbai has disallowed Cenvat credit on certain inputs on the grounds that the invoices are in the name Punjab State Container and Warehousing Corporation Limited and raised demand for Rs. 39.88 lakhs, excluding interest and penalty for the period April, 2010 to March, 2015. The Company has filed an appeal with CESTAT, Mumbai after depositing Rs. 3 lakhs. The Management is of the opinion no provision is required to be made in respect of the aforesaid demand as the CFS is operated under the operations and management agreement with Punjab Conware.

## 25 Disclosure On Specified Bank Notes (SBNs)

During the year, the Company had specified bank notes or other denomination note as defined in the MCA notification G.S.R. 308(E) dated 31 March, 2017 on the details of Specified Bank Notes (SBN) held and transacted during the period from 8 November, 2016 to 30 December, 2016, the denomination wise SBNs and other notes as per the notification is given below:

SBNs *	SBNs	Other Denomination Notes	Total
Closing Cash in Hand as on 8 November, 2016	46.77	17.47	64.24
(+) Permitted Receipts	-	253.97	253.97
(-) Permitted Payments	22.33	159.51	181.84
(-) Amount Deposited in Banks	24.44	97.65	122.09
Closing Cash in Hand as on 30 December, 2016	-	14.28	14.28

\* For the purposes of this clause, the term 'Specified Bank Notes' shall have the same meaning provided in the notification of the Government of India, in the Ministry of Finance, Department of Economic Affairs number S.O. 3407(E), dated the 8 November, 2016.

## 26 Segment Information:

Operating segments are reported in a manner consistent with the internal reporting provided to the Chief Operating Decision Maker ("CODM") of the group. The CODM, who is responsible for allocating resources and assessing performance of the operating segments, has been identified as the Chairman and Managing Director of the company of the group. The group has identified one reportable segment "Container Freight Station" i.e. based on the information reviewed by CODM. Thus, the segment revenue, segment results, total carrying amount of segment assets and segment liabilities is as reflected in these financial statement as of and for the year ended 31 March, 2017.

### (a) Description of segments and principal activities

The group is engaged in business of Container Freight Station. "Container Freight Station" segment includes common user facilities located at various sea ports in India, offering services for handling (including related transport), temporary storage of import / export laden and empty containers and cargo carried under customs control.

**Notes annexed to and forming part of the Consolidated Financial Statements** for the year ended March 31, 2017

(All amounts in INR lakhs, unless otherwise stated)

**(b) Segment revenue/results**

The group operates as a single segment. The segment revenue is measured in the same way as in the statement of profit or loss.

Segment - Container Freight Station	31 March 2017	31 March 2016
	Revenue from external customers	
Segment revenue	39,339.95	38,791.41
Segment results		
Profit before share of net profits of investments accounted for using equity method and tax	7,154.39	11,837.80
Add: Share of net profit of associate and joint venture accounted for using equity method	1,761.33	3,380.98
Less: Tax expenses	(1,503.80)	(2,965.99)
Net profit before non-controlling interest	7,411.92	12,252.79

The company is domiciled in India. The amount of its revenue from external customers broken down by location of the customers is shown in the table below.

Revenue from external customers	31 March 2017	31 March 2016
India	39,339.95	38,791.41
Outside India	-	-

No customer individually contributes to more than 10% of the revenue

Segment assets and Segment liabilities	31 March 2017	31 March 2016
Segment assets - India	119,111.56	111,747.32
Segment liabilities - India	17,325.03	9,852.95

**27 Commitments****a) Capital Commitments:**

Estimated amount of contracts [net of Capital Advances of Rs.1,440.63 lakhs (Previous Year Rs. 1,477.63 lakhs)] to be executed on capital account, and not provided for is Rs. 701.27 lakhs (Previous Year Rs. 1,242.31 lakhs).

**b) Non-cancellable operating lease**

The Company has non-cancellable operating lease for land used for Container Freight Station expiring within thirteen to twenty nine years. The leases have varying terms and escalation clauses.

Commitments for minimum lease payments in relation to non-cancellable operating leases are payable as follows

	31 March 2017	31 March 2016	1 April 2015
Within one year	83.33	20.08	19.13
Later than one year but not later than five years	452.76	116.52	110.97
Later than five years	2,252.13	256.99	282.62
	2,788.22	393.59	412.72

Rental expenses relating to operating leases

	31 March 2017	31 March 2016
Minimum lease payments	20.08	19.13
<b>Total rent expense relating to operating lease</b>	<b>20.08</b>	<b>19.13</b>

**Notes annexed to and forming part of the Consolidated Financial Statements** for the year ended March 31, 2017

(All amounts in INR lakhs, unless otherwise stated)

**28 Related Party Transactions****(i) Subsidiary Companies**

Interests in subsidiaries are set out in note 33

**(ii) Associate / Joint Venture**

Interests in associate/ joint venture are set out in note 33

**(iii) Key Management Personnel compensation (including their relatives)****(i) Executive Directors**

Mr. Prem Kishan Dass Gupta (Chairman and Managing Director)

Mr. Ishaan Gupta (Joint Managing Director (Appointed w.e.f. February 8, 2017))

**(ii) Independent and Non-Executive Directors**

Mrs. Mamta Gupta (Non-Executive Director)

Mr. Shabbir Hassanbhai (Non-Executive Independent Director)

Mr. Bhaskar Avula Reddy (Non-Executive Independent Director)

Mr. Arun Kumar Gupta (Non-Executive Independent Director) (Appointed w.e.f. April 27, 2016)

Mr. Arun Agarwal (Non-Executive Independent Director) (Retired w.e.f. September 22, 2016)

Mr. Saroosh Dinshaw (Non-Executive Independent Director) (Retired w.e.f. September 28, 2016)

Mr. M.P. Pinto (Non-Executive Independent Director) (Retired w.e.f. September 28, 2016)

Mr. Gopinath Pillai (Non-Executive Director) (Resigned w.e.f. April 29, 2015)

Mrs. Chitra Gouri Lal (Non-Executive Independent Director) (Resigned w.e.f. August 19, 2015)

Mr. Satpal Khattar (Non-Executive Director) (Resigned w.e.f. October 15, 2015)

**Key Management Personnel:**

Mr. R. Kumar, Deputy Chief Executive Officer and Chief Finance Officer cum Company Secretary

**Relatives of Executive Directors:**

Mr. Samvid Gupta (Relative of Mr. Prem Kishan Dass Gupta, Mr. Ishaan Gupta and Mrs. Mamta Gupta)

Particulars	31 March 2017	31 March 2016
Short-term employee benefits	137.73	124.29
Long-term employee benefits	3.42	2.83
Sitting Fees to Executive Directors	9.40	5.80
Sitting Fees to Non-Executive and Independent Directors	21.80	38.00
Commission to Executive Directors	325.00	250.00
Commission to Non-Executive and Independent Directors	80.00	97.00

**(iv) Key Management Personnel compensation**

Mr. Prem Kishan Dass Gupta (Chairman and Managing Director)

Mr. Ishaan Gupta (Joint Managing Director)

Mrs. Mamta Gupta (Director)

Mr. R. Kumar, Deputy Chief Executive Officer and Chief Finance Officer cum Company Secretary

**Relatives of Executive Directors:**

Mr. Samvid Gupta (Relative of Mr. Prem Kishan Dass Gupta, Mr. Ishaan Gupta and Mrs. Mamta Gupta)



**Notes annexed to and forming part of the Consolidated Financial Statements** for the year ended March 31, 2017

(All amounts in INR lakhs, unless otherwise stated)

**(v) Transactions with related parties**

The following transactions occurred with related parties:

Sr. No.	Particulars	Joint Venture Company (GRFL)		Associate Company (SLL)		Total	
		31 March 2017	31 March 2016	31 March 2017	31 March 2016	31 March 2017	31 March 2016
1	Sale of Tangible Assets	0.04	7,490.00	203.00	-	203.04	7,490.00
2	Dividend received	-	-	-	336.27	-	336.27
3	Income from Redeemable Preference Shares-GRFL	962.40	903.66	-	-	962.40	903.66

**(vi) The following balances are outstanding at the end of the reporting period in relation to transactions with related parties:**

Sr. No.	Particulars	Key Management personnel / Directors	
		31 March 2017	31 March 2016
1	Commission Payable to Executive Directors	292.50	225.00
2	Commission Payable to Non- Executive and Independent Directors	66.15	85.65
3	Post-employment benefits	53.24	49.82

**(vii) Loans to/from related parties**

No loan has been given/ received to/ from any related parties.

**29: First time adoption of Ind AS****Transition to Ind AS**

These are the group's first financial statements prepared in accordance with Ind AS.

The Accounting policies set out in note 1 have been applied the financial statements for the year ended 31 March 2017, the comparative information presented in these financial statement for the year ended 31 March 2016 and in the preparation of an opening Ind AS balance sheet at 1 April 2015 (the group's date of transition). In preparing its opening Ind AS balance sheet, the group has adjusted the amounts reported previously in financial statements prepared in accordance with the accounting standards notified under Companies (Accounting Standards) Rules, 2006 (as amended) and other relevant provision of the Act (previous GAAP or Indian GAAP)

An explanation of how the transition from previous from GAAP to Ind AS has affected the group's financial position ,financial performance and cash flows is set out in the following tables and notes.

In preparing these Ind AS financial statements, the Company has availed certain exemptions and exceptions in accordance with Ind AS 101, as explained below. The resulting difference between the carrying values of the assets and liabilities in the financial statements as at the transition date under Ind AS and IGAAP have been recognised directly in equity (retained earnings or another appropriate category of equity). This note explains the adjustments made by the Company in restating its IGAAP financial statements, including the Balance Sheet as at 1st April, 2015 and the financial statements as at and for the year ended 31st March, 2016.

**A Exemptions and exceptions availed**

Set out below are the applicable Ind AS 101 optional exemptions and mandatory exceptions applied in the transition from previous GAAP to Ind AS.

**A.1 Ind AS optional exemptions****A.1.1 Deemed cost**

Ind AS 101 permits a first-time adopter to elect to continue with the carrying value for all of its property, plant and equipment as recognised in the financial statements as at the date of transition to Ind AS, measured as per the previous GAAP and use that as its deemed cost as at the date of transition after making necessary adjustments for de-commissioning liabilities. This exemption can also be used for intangible assets covered by Ind AS 38 Intangible Assets.

Accordingly, the group has elected to measure all of its property, plant and equipment and intangible assets at their previous GAAP carrying value.

**A.1.2 Leases**

Appendix C to Ind AS 17 requires an entity to assess whether a contract or arrangement contains a lease. In accordance with Ind AS 17, this assessment should be carried out at the inception of the contract or arrangement. Ind AS 101 provides an option to make this assessment on the basis of facts and circumstances existing at the date of transition to Ind AS, except where the effect is expected to be not material.

## Notes annexed to and forming part of the Consolidated Financial Statements for the year ended March 31, 2017

(All amounts in INR lakhs, unless otherwise stated)

The group has elected to apply this exemption for such contracts/arrangements.”

### A.1.3 Business combinations

Ind AS 101 provides the option to apply Ind AS 103 prospectively from the transition date or from a specific date prior to the transition date. This provides relief from full retrospective application that would require restatement of all business combinations prior to the transition date.

The group elected to apply Ind AS 103 prospectively to business combinations occurring after its transition date. Business combinations occurring prior to the transition date have not been restated.

### A.1.4 Long Term Foreign Currency Monetary Items

Under previous GAAP, paragraph 46/46A of AS 11 The Effects of Changes in Foreign Exchange Rates, provided an alternative accounting treatment to companies with respect to exchange differences arising on restatement of long term foreign currency monetary items. Exchange differences on account of depreciable assets could be added/deducted from the cost of the depreciable asset, which would then be depreciated over the balance life of the asset. In other cases, the exchange difference could be accumulated in a foreign currency monetary item translation difference account, and amortised over the balance period of such long term asset/ liability. Ind AS 101 includes an optional exemption that allows a first-time adopter to continue the above accounting treatment in respect of the long-term foreign currency monetary items recognized in the financial statements for the period ending immediately before the beginning of the first Ind AS financial reporting period.

The Group has elected to apply this exemption for long-term foreign currency monetary items recognized in the financial statements as on 31 March 2016.”

### A.1.5 Deemed cost for Investments in subsidiaries/Joint Ventures/Associate

The group has elected to measure its investments in subsidiaries at its previous GAAP carrying values which shall be the deemed cost as at the date of transition.

### A.1.6 Designation of previously recognised financial instruments

Ind AS 101 allows an entity to designate investments in equity instruments at FVOCI on the basis of the facts and circumstances at the date of transition to Ind AS.

The group has elected to apply this exemption for its investment in equity investments.”

### A.1.7 Share-based payment transaction

Ind AS 102 deals with the accounting and disclosure requirements related to share-based payment transactions. The standard addresses three types of share-based payment transactions: equity-settled, cash-settled, and with cash alternatives.. A first-time adopter is encouraged, but is not required, to apply Ind AS 102 to:

- (i) equity instruments that vested before the date of transition to Ind AS,
- (ii) liabilities arising from share-based payment transactions that were settled before the date of transition to Ind AS.

## A.2 Ind AS mandatory exceptions

The group has applied the following exceptions from full retrospective application of Ind AS as mandatorily required under Ind AS 101:

### A.2.1 Estimates

An entity's estimates in accordance with Ind ASs at the date of transition to Ind AS shall be consistent with estimates made for the same date in accordance with previous GAAP (after adjustments to reflect any difference in accounting policies), unless there is objective evidence that those estimates were in error.

Upon an assessment of the estimates made under Previous GAAP, the Company has concluded that there was no necessity to revise such estimates under Ind AS, except where estimates were required by Ind AS and not required by Previous GAAP.

### A.2.2 De-recognition of financial assets and liabilities

Ind AS 101 requires a first-time adopter to apply the de-recognition provisions of Ind AS 109 prospectively for transactions occurring on or after the date of transition to Ind AS. However, Ind AS 101 allows a first-time adopter to apply the de-recognition requirements in Ind AS 109 retrospectively from a date of the entity's choosing, provided that the information needed to apply Ind AS 109 to financial assets and financial liabilities derecognised as a result of past transactions was obtained at the time of initially accounting for those transactions.

The group has elected to apply the de-recognition provisions of Ind AS 109 prospectively from the date of transition to Ind AS.

### A.2.3 Non-controlling interests

Ind AS 110 requires entities to attribute the profit or loss and each component of other comprehensive income to the owners of the parent and to the non-controlling interests. This requirement needs to be followed even if this results in the non-controlling interests having a deficit balance. Ind AS 101 requires the above requirement to be followed prospectively from the date of transition.

## Notes annexed to and forming part of the Consolidated Financial Statements for the year ended March 31, 2017

(All amounts in INR lakhs, unless otherwise stated)

Consequently, the group has applied the above requirement prospectively.”

### A.2.4 Classification and measurement of financial assets

Ind AS 101 requires an entity to assess classification and measurement of financial assets (investment in debt instruments) on the basis of the facts and circumstances that exist at the date of transition to Ind AS.

## B: Reconciliations between previous GAAP and Ind AS

Ind AS 101 requires an entity to reconcile equity, total comprehensive income and cash flows for prior periods. The following tables represent the reconciliations from previous GAAP to Ind AS.

### Reconciliation of equity as at date of transition (1 April 2015)

Particulars	Notes to first-time adoption	Previous GAAP*	Adjustments	Ind AS
<b>ASSETS</b>				
Non-current assets				
Property, plant and equipment	1, 14	91,074.30	(69,106.68)	21,967.62
Capital work-in-progress	9, 14	2,972.34	(2,963.48)	8.86
Goodwill on consolidation	14	3,167.35	(756.58)	2,410.77
Other Intangible Assets	2, 14	5,397.37	(5,395.70)	1.67
Other intangible assets under development		13.48	-	13.48
Equity Investments in Joint Ventures and Associates	3, 14	14,428.55	36,767.69	51,196.24
Financial assets				
i. Investments	14	-	13,902.65	13,902.65
ii. Other financial assets	12, 14	2,452.57	(336.49)	2,116.08
Current tax assets (net)	14	1,087.40	(247.93)	839.47
Deferred tax assets	8, 14	2,601.43	(2,601.43)	-
Other non-current assets	5, 12, 14	2,220.37	3,403.96	5,624.33
<b>Total non-current assets</b>		<b>125,415.16</b>	<b>(27,333.99)</b>	<b>98,081.17</b>
<b>Current assets</b>				
Financial assets				
i. Investments	14	8,100.00	(8,100.00)	-
ii. Trade receivables	14	10,638.91	(7,137.45)	3,501.46
iii. Cash and cash equivalents	14	4,155.17	(785.45)	3,369.72
iv. Bank balances other than (ii) above	14	3,352.52	(650.76)	2,701.76
v. Other financial assets	14	308.02	(132.18)	175.84
Other current assets	4, 14	1,278.81	(487.91)	790.90
Assets classified as held for sale	6	1,183.39	-	1,183.39
<b>Total current assets</b>		<b>29,016.82</b>	<b>(17,293.75)</b>	<b>11,723.07</b>
<b>Total assets</b>		<b>154,431.98</b>	<b>(44,627.74)</b>	<b>109,804.24</b>
<b>EQUITY AND LIABILITIES</b>				
<b>Equity</b>				
Equity share capital		10,872.80	-	10,872.80
Other equity	3, 7, 8, 12, 13 & 14	81,455.84	6,571.61	88,027.45
<b>Equity attributable to owners</b>		<b>92,328.64</b>	<b>6,571.61</b>	<b>98,900.25</b>
Non-controlling interests	14, 15	32,174.27	(31,245.91)	928.36
<b>Total equity</b>		<b>124,502.91</b>	<b>(24,674.30)</b>	<b>99,828.61</b>

**Notes annexed to and forming part of the Consolidated Financial Statements** for the year ended March 31, 2017

(All amounts in INR lakhs, unless otherwise stated)

Particulars	Notes to first-time adoption	Previous GAAP*	Adjustments	Ind AS
<b>LIABILITIES</b>				
<b>Non-current liabilities</b>				
Financial liabilities				
i. Borrowings	14, 15	13,658.69	(8,459.33)	5,199.36
Employee Benefit Obligations	14	717.23	(405.12)	312.11
Provisions		156.05	-	156.05
Deferred tax liabilities (net)	8, 14	-	10.16	10.16
<b>Total non-current liabilities</b>		<b>14,531.97</b>	<b>(8,854.29)</b>	<b>5,677.68</b>
<b>Current liabilities</b>				
Financial liabilities				
i. Borrowings	14	644.49	(644.49)	-
ii. Trade payables	14	3,618.75	(2,558.60)	1,060.15
iii. Other financial liabilities	14	10,007.67	(7,380.71)	2,626.96
Employee Benefit Obligations	14	536.46	(195.52)	340.94
Provisions		3.85	-	3.85
Other current liabilities	14	585.88	(319.83)	266.05
<b>Total current liabilities</b>		<b>15,397.10</b>	<b>(11,099.15)</b>	<b>4,297.95</b>
<b>Total liabilities</b>		<b>29,929.07</b>	<b>(19,953.44)</b>	<b>9,975.63</b>
<b>TOTAL</b>		<b>154,431.98</b>	<b>(44,627.74)</b>	<b>109,804.24</b>

\* The previous GAAP figures have been reclassified to conform to Ind AS presentation requirements for the purposes of this note.

**Reconciliation of equity as at 31 March 2016**

Particulars	Notes to first-time adoption	Previous GAAP*	Adjustments	Ind AS
<b>ASSETS</b>				
Non-current assets				
Property, plant and equipment	1, 14	90,505.59	(68,883.03)	21,622.56
Capital work-in-progress	14	7,426.74	(5,543.12)	1,883.62
Goodwill on consolidation	14	3,167.35	(756.58)	2,410.77
Other Intangible Assets	2, 14	5,144.46	(5,064.27)	80.19
Equity Investments in Joint Ventures and Associates	2, 14	14,921.90	36,212.75	51,134.65
Financial assets				
i. Investments	14	-	14,806.32	14,806.32
ii. Other financial assets	14	3,219.24	(920.19)	2,299.05
Current tax assets (net)	14	1,411.72	(416.24)	995.48
Deferred tax assets (net)	8, 14	1,981.27	(723.45)	1,257.82
Other non-current assets	5, 14	2,746.63	3,270.04	6,016.67
<b>Total non-current assets</b>		<b>130,524.90</b>	<b>(28,017.77)</b>	<b>102,507.13</b>
<b>Current assets</b>				
Financial assets				
i. Investments	3, 14	15,309.21	(13,804.93)	1,504.28
ii. Trade receivables	14	10,258.22	(6,020.63)	4,237.59
iii. Cash and cash equivalents	14	1,744.66	(773.31)	971.35
iv. Bank balances other than (ii) above	14	1,380.71	(73.55)	1,307.16
v. Other financial assets	14	406.12	(209.98)	196.14
Other current assets	4, 14	1,635.81	(612.14)	1,023.67
<b>Total current assets</b>		<b>30,734.73</b>	<b>(21,494.54)</b>	<b>9,240.19</b>
<b>Total assets</b>		<b>161,259.63</b>	<b>(49,512.31)</b>	<b>111,747.32</b>

**Notes annexed to and forming part of the Consolidated Financial Statements** for the year ended March 31, 2017  
(All amounts in INR lakhs, unless otherwise stated)

Particulars	Notes to first-time adoption	Previous GAAP*	Adjustments	Ind AS
<b>EQUITY AND LIABILITIES</b>				
<b>Equity</b>				
Equity share capital		10,872.80	-	10,872.80
Other equity	3, 7, 8, 9, 12, 13 & 14	83,258.79	7,762.78	91,021.57
Equity attributable to owners		94,131.59	7,762.78	101,894.37
Non-controlling interests	14, 15	32,336.24	(31,470.77)	865.47
<b>Total equity</b>		<b>126,467.83</b>	<b>(23,707.99)</b>	<b>102,759.84</b>
<b>LIABILITIES</b>				
<b>Non-current liabilities</b>				
Financial liabilities				
i. Borrowings	14, 15	19,360.96	(14,949.57)	4,411.39
Employee Benefit Obligations	14	627.46	(324.82)	302.64
Provisions		156.05	-	156.05
<b>Total non-current liabilities</b>		<b>20,144.47</b>	<b>(15,274.39)</b>	<b>4,870.08</b>
<b>Current liabilities</b>				
Financial liabilities				
i. Trade payables	14	4,246.96	(2,628.39)	1,618.57
ii. Other financial liabilities	14	8,637.64	(6,967.84)	1,669.80
Employee Benefit Obligations	14	944.79	(473.90)	470.89
Other current liabilities	14	817.94	(459.80)	358.14
<b>Total current liabilities</b>		<b>14,647.33</b>	<b>(10,529.93)</b>	<b>4,117.40</b>
<b>Total liabilities</b>		<b>34,791.80</b>	<b>(25,804.32)</b>	<b>8,987.48</b>
<b>TOTAL</b>		<b>161,259.63</b>	<b>(49,512.31)</b>	<b>111,747.32</b>

\* The previous GAAP figures have been reclassified to conform to Ind AS presentation requirements for the purposes of this note.

**Reconciliation of total comprehensive income for the year ended 31st March, 2016**

Particulars	Notes to first-time adoption	Previous GAAP*	Adjustments	Ind AS
<b>Continuing operations</b>				
Revenue from operations	14	111,832.58	(73,041.17)	38,791.41
Other income	3, 13, 14	1,950.93	(262.02)	1,688.91
<b>Total Income</b>		<b>113,783.51</b>	<b>(73,303.19)</b>	<b>40,480.32</b>
<b>Expenses</b>				
Operating expenses	2, 14	74,410.42	(51,942.70)	22,467.72
Employee benefit expense	11, 14	3,918.26	(2,169.85)	1,748.41
Finance costs	9, 14	1,842.14	(1,353.34)	488.80
Depreciation and amortisation expense	1, 2, 14	8,048.96	(5,297.09)	2,751.87
Other expenses	1, 14	8,621.67	(4,235.64)	4,386.04
<b>Total expenses</b>		<b>96,841.45</b>	<b>(64,998.62)</b>	<b>31,842.84</b>
<b>Profit before exceptional items, share of net profits of investments accounted for using equity method and tax</b>		<b>16,942.06</b>	<b>(8,304.57)</b>	<b>8,637.48</b>
<b>Share of net profits of investments accounted for using equity method</b>	<b>14</b>	<b>829.62</b>	<b>2,551.36</b>	<b>3,380.98</b>

**Notes annexed to and forming part of the Consolidated Financial Statements** for the year ended March 31, 2017  
(All amounts in INR lakhs, unless otherwise stated)

Particulars	Notes to first-time adoption	Previous GAAP*	Adjustments	Ind AS
Exceptional items	14	-	3,200.32	3,200.32
<b>Profit before tax from continuing operations</b>		<b>17,771.68</b>	<b>(2,552.89)</b>	<b>15,218.78</b>
Income tax expense				
-Current tax	14	6,086.23	(1,849.59)	4,236.64
-Deferred tax	8, 11, 14	620.16	(1,890.81)	(1,270.65)
<b>Total tax expense</b>		<b>6,706.39</b>	<b>(3,740.40)</b>	<b>2,965.99</b>
<b>Profit for the Year</b>		<b>11,065.28</b>	<b>1,187.51</b>	<b>12,252.79</b>
Other comprehensive income	11	-	8.14	8.14
Tax on above	11	-	(2.68)	(2.68)
Minority Interest	14	(101.97)	101.97	-
<b>Total comprehensive income for the year</b>		<b>10,963.31</b>	<b>1,294.94</b>	<b>12,258.25</b>

\* The previous GAAP figures have been reclassified to conform to Ind AS presentation requirements for the purposes of this note.

**Reconciliation of total equity as at 31 March 2016 and 1 April 2015**

Particulars	Notes to first time adoption	31 March 2016	1 April 2015
Total equity (shareholder's funds) as per previous GAAP		94,131.59	92,328.64
<b>Adjustments</b>			
Impact of Premium receivable on redemption and unwinding of discount on investment measured at amortized cost	13	4,338.82	3,436.08
Effect of measuring investment at fair value through Profit & Loss	3	4.28	-
Impact of unwinding of discount of security deposit measured at amortized cost	12	(1.61)	(1.57)
Remeasurement of post employment benefit obligations transferred to Other Comprehensive Income	10	(5.96)	-
Interest Cost on general borrowing pertaining to qualifying assets Capitalized	9	104.60	-
Impact of change in classification of entities from subsidiary under previous GAAP to Joint Venture under IND AS	14	(211.68)	-
Impact of IND AS adjustment on Share of net profit of associates for using the equity method	3	(2.21)	-
Proposed Dividend ( Including Dividend Distribution Tax)	7	3,620.51	3,794.05
Deferred Tax on Undistributed profit of associate	8	(465.52)	(465.52)
Impact of IND AS adjustment on associate accounted under equity method		6.85	6.85
Impact of IND AS adjustment on joint venture accounted under equity method	3	(228.08)	(228.08)
Others		35.32	29.80
Deferred tax impact on IND AS adjustments	8	567.46	-
<b>Total adjustments</b>		<b>7,762.78</b>	<b>6,571.61</b>
<b>Total equity as per Ind AS</b>		<b>101,894.37</b>	<b>98,900.25</b>

**Notes annexed to and forming part of the Consolidated Financial Statements** for the year ended March 31, 2017  
(All amounts in INR lakhs, unless otherwise stated)

**Reconciliation of total comprehensive income for the year ended 31 March 2016**

Particulars	Notes to first time adoption	31 March 2016
Profit after tax as per previous GAAP		10,963.31
<b>Adjustments:</b>		
Impact of Premium receivable on redemption and unwinding of discount on investment measured at amortized cost	13	902.74
Effect of measuring investment at fair value through Profit & Loss	3	4.28
Impact of unwinding of discount of security deposit measured at amortized cost	12	(0.04)
Remeasurement of post employment benefit obligations transferred to Other Comprehensive Income	10	(5.96)
Interest Cost on general borrowing pertaining to qualifying assets Capitalized	9	104.60
Impact of change in classification of entities from subsidiary under previous GAAP to Joint Venture under IND AS	14	(211.68)
Impact of IND AS adjustment on Share of net profit of associates	3	(2.21)
Deferred tax impact on IND AS adjustments	8	567.46
Others		(69.71)
<b>Total adjustments</b>		<b>1,289.48</b>
<b>Profit after tax as per Ind AS</b>		<b>12,252.79</b>
<b>Other comprehensive income</b>		<b>5.46</b>
<b>Total comprehensive income as per Ind AS</b>		<b>12,258.25</b>

**Impact of Ind AS adoption on the consolidated statements of cash flows for the year ended 31 March 2016**

Particulars	Notes	Previous GAAP	Adjustments	Ind AS
Net cash flow from operating activities	14	20,496.87	(15,109.35)	5,387.52
Net cash flow from investing activities	9, 14	(15,617.52)	19,264.14	3,646.62
Net cash flow from financing activities	9, 14	(7,289.85)	(4,142.66)	(11,432.51)
<b>Net increase/(decrease) in cash and cash equivalents</b>		<b>(2,410.50)</b>	<b>12.13</b>	<b>(2,398.37)</b>
Cash and cash equivalents as at 1 April 2015	14	4,155.17	(785.45)	3,369.72
<b>Cash and cash equivalents as at 31 March 2016</b>		<b>1,744.67</b>	<b>(773.32)</b>	<b>971.35</b>

**Analysis of changes in cash and cash equivalents for the purposes of consolidated statement of cash flows under Ind AS**

Particulars	31 March 2016	1 April 2015
Cash and cash equivalents as per previous GAAP	1,744.67	4,155.17
Joint venture - equity accounting	(773.32)	(785.45)
<b>"Cash and cash equivalents for the purpose of" statement of cash flows"</b>	<b>971.35</b>	<b>3,369.72</b>

**C: Notes to first-time adoption:**

**Note 1: Property, plant and equipment**

Under the previous GAAP, upfront leasehold land premium was presented as part of Property, plant and equipment. Under Ind AS, this is shown under other non-current assets as prepaid expenses, with the current portion shown under current assets. Accordingly, the depreciation expense on the above has been reclassified to 'Other Expenses'. There is no impact on the total equity or profit as a result of this adjustment.

## Notes annexed to and forming part of the Consolidated Financial Statements for the year ended March 31, 2017 (All amounts in INR lakhs, unless otherwise stated)

### Note 2: Other Intangible Assets

Under the previous GAAP, upfront operations and management fees paid for Punjab Conware CFS was presented as part of Property, plant and equipment. Under Ind AS, this is shown under other non-current assets as prepaid expenses, with the current portion shown under current assets. Accordingly, the depreciation expense on the above has been reclassified to 'Operating Expenses'. There is no impact on the total equity or profit as a result of this adjustment.

### Note 3: Fair Value of Investments

Under the previous GAAP, investments in mutual funds were classified as long-term investments or current investments based on the intended holding period and realisability. Current investments were carried at lower of cost and fair value. Under Ind AS, these investments are required to be measured at fair value. The resulting fair value changes of these investments (other than equity instruments designated as at FVOCI) have been recognised in retained earnings as at the date of transition and subsequently in the statement of profit and loss for the year ended 31 March 2016. This increased the retained earnings by Rs. 4.28 lakhs as at 31 March 2016 (1 April 2015 - NIL). Accordingly, the profit for the year ended 31 March 2016 increased by Rs. 4.28 lakhs.

Consequent to adoption of Ind AS by associate Company Snowman Logistics Limited, investment has decreased by Rs. 228.44 Lakhs as on 1 April 2015 and by Rs. 230.65 Lakhs as on 31 March 2016. Accordingly, total equity as at 31 March 2016 decreased by Rs. 230.65 lakhs (1 April 2015 - 228.44 lakhs) and profit for the year ended 31 March 2016 decreased by Rs. 2.21 lakhs.

### Note 4: Other Current Assets

Under the previous GAAP, upfront leasehold land premium and upfront operations and management fees paid for Punjab Conware CFS were presented as part of Property, plant and equipment and other intangible assets respectively. Under Ind AS, these are shown under other non-current assets as prepaid expenses, with the current portion shown under current assets. There is no impact on the total equity or profit as a result of this adjustment.

### Note 5: Other Non-Current Assets

Under the previous GAAP, upfront leasehold land premium and upfront operations and management fees paid for Punjab Conware CFS were presented as part of Property, plant and equipment and other intangible assets respectively. Under Ind AS, these are shown under other non-current assets as prepaid expenses, with the current portion shown under current assets. There is no impact on the total equity or profit as a result of this adjustment.

### Note 6: Assets classified as held for sale

Under the previous GAAP, assets classified as held for sale was presented as part of other current assets. Under Ind AS, this is shown separately on the face of Balance Sheet. There is no impact on the total equity or profit as a result of this adjustment.

### Note 7: Proposed dividend

Under the previous GAAP, dividends proposed by the Board of directors after the balance sheet date but before the approval of the financial statements were considered as adjusting events. Accordingly, provision for proposed dividend was recognised as a liability. Under Ind AS, such dividends are recognised when the same is approved by the shareholders in the general meeting. Accordingly, the liability for proposed dividend of Rs. 3,620.51 lakhs as at 31 March 2016 (1 April 2015 Rs. 3,794.05 lakhs) included under provisions has been reversed with corresponding adjustment to retained earnings. Consequently, the total equity increased by an equivalent amount.

### Note 8: Deferred tax

Under previous GAAP, tax expense in the consolidated financial statements was computed by performing line by line addition of tax expense of the parent and its subsidiaries. No adjustments to tax expense was made on consolidation. Under Ind AS, deferred taxes are also recognised on undistributed profits of associate. Also, deferred tax have been recognised on the adjustments made on transition to Ind AS.

### Note 9: Capital Work in progress

Finance cost on borrowings, which were expensed under the previous GAAP qualifies under Ind AS to be capitalised and carried forward as part of Capital Work in progress. An amount of Rs. 104.60 lakhs as on 31 Mar 2016 (1 April 2015: Rs. Nil) were capitalised. Consequent to the above, the total equity as at 31 March 2016 increased by Rs. 104.60 lakhs (1 April 2015 - Rs. Nil) and profit and other comprehensive income for the year ended 31 March 2016 increased by Rs. 104.60 lakhs.



**Notes annexed to and forming part of the Consolidated Financial Statements** for the year ended March 31, 2017  
(All amounts in INR lakhs, unless otherwise stated)

**Note 10: Remeasurements of post-employment benefit obligations**

Under Ind AS, remeasurements i.e. actuarial gains and losses and the return on plan assets, excluding amounts included in the net interest expense on the net defined benefit liability are recognised in other comprehensive income instead of profit or loss. Under the previous GAAP, these remeasurements were forming part of the profit or loss for the year. As a result of this change, the profit for the year ended March 31, 2016 decreased by Rs. 8.14 lakhs. There is no impact on the total equity as at 31 March 2016.

**Note 11: Other comprehensive income**

Under Ind AS, all items of income and expense recognised in a period should be included in profit or loss for the period, unless a standard requires or permits otherwise. Items of income and expense that are not recognised in profit or loss but are shown in the statement of profit and loss as "other comprehensive income" includes remeasurements of defined benefit plans. The concept of other comprehensive income did not exist under previous GAAP.

**Note 12: Security deposits**

Under the previous GAAP, interest free lease security deposits (that are refundable in cash on completion of the lease term) are recorded at their transaction value. Under Ind AS, all financial assets are required to be recognised at fair value. Accordingly, the company has fair valued these security deposits under Ind AS. Difference between the fair value and transaction value of the security deposits has been recognised as prepaid rent. Consequently to this change, the amount of security deposits decreased by Rs. 5.75 lakhs as at 31 March 2016 (01 April 2015- Rs. 6.02 lakhs). The prepaid rent increased by Rs. 4.12 lakhs as at 31 March 2016 (01 April 2015- Rs. 4.45 lakhs). Total equity decreased by Rs. 1.57 lakhs as on 01 April 2015. The profit for the year and total equity as at 31 March 2016 decreased by Rs. 0.05 lakhs due to amortisation of the prepaid rent of Rs. 0.30 lakhs which is partially off-set by the notional interest income of Rs. 0.25 lakhs recognised on security deposits.

**Note 13: Investment in Compound Financial Instrument**

Under the previous GAAP, investment in preference shares of joint venture are recorded at the transaction price. Under Ind AS, investment in preference shares is treated as financial asset. Such asset is recorded at fair value at initial recognition and subsequently measured at amortised cost using effective interest rate method (except those subsequently measured at fair value). The difference between fair value and transaction price on initial recognition is recognised as additional investment in joint venture. Equity Investment in joint venture is tested for impairment. As a result of this adjustment, retained earnings has increased by Rs. 4,338.82 Lakhs as at 31 March 2016 (01 April 2015 Rs. 3,436.08 Lakhs). The profit for the year ended 31 March 2016 has increased by Rs. 902.74 lakhs as a result of recognising income from premium receivable on redemption and unwinding of discount using effective interest rate method.

**Note 14: Consolidation of subsidiary**

Under previous GAAP, one entity controls another entity when it has the ownership of more than one-half of the voting power of the other entity or control of the composition of the board of directors so as to obtain economic benefits from its activities. Since the group held 98.31% of the voting power in Gateway Rail Freight Limited, it was consolidated as subsidiary. Accordingly, the assets, liabilities, incomes and expenses of Gateway Rail Freight Limited have been consolidated with the group on a line by line basis.

Based on the control assessment carried out by the group under Ind AS 110 (refer note 33(d)), Gateway Rail Freight Limited has been assessed as a joint venture of the group and accounted for using the equity method of accounting. Accordingly, the group has derecognised Net assets amounting to Rs. 76,619.26 lakhs as at March 31, 2016 and Rs. 76,857.49 lakhs as at April 01, 2015, Non controlling interest of Rs. 30,290.83 lakhs as at March 31, 2016 and Rs. 30,188.43 lakhs as at April 01, 2015 and Goodwill on consolidation of Rs. 756.58 lakhs as at March 31, 2016 and as at April 01, 2015 and recognised investment in Preference shares of Rs. 14,806.32 lakhs as at March 31, 2016 and Rs. 13,902.65 lakhs as at April 01, 2015 and Investment in Equity shares of Rs. 36,443.40 lakhs as at March 31, 2016 and Rs. 36,996.13 lakhs as at April 01, 2015.

**Notes annexed to and forming part of the Consolidated Financial Statements** for the year ended March 31, 2017

(All amounts in INR lakhs, unless otherwise stated)

(i) The assets and liabilities of Gateway Rail Freight Limited as at 31 March 2016 and 1 April 2015 were as follows:

	31 March 2016	1 April 2015
<b>ASSETS</b>		
Non-current assets		
Property, plant and equipment	66,628.82	66,807.75
Capital work-in-progress	5,647.71	2,963.48
Other Intangible Assets	2,991.73	3,055.13
i. Other financial assets	914.43	330.47
Current tax assets (net)	416.24	247.93
Deferred tax assets	825.32	2,146.06
Other non-current assets	747.85	926.96
<b>Total non-current assets</b>	<b>78,172.10</b>	<b>76,477.78</b>
<b>Current assets</b>		
Inventories		
Financial assets		
i. Investments	13,809.21	8,100.00
ii. Trade receivables	6,020.63	7,137.44
ii. Cash and cash equivalents	773.31	785.45
iii. Bank balances other than (ii) above	73.55	650.76
iv. Other financial assets	209.98	132.18
Other current assets	925.14	800.92
<b>Total current assets</b>	<b>21,811.82</b>	<b>17,606.75</b>
<b>Total assets</b>	<b>99,983.92</b>	<b>94,084.53</b>
<b>LIABILITIES</b>		
<b>Non-current liabilities</b>		
Financial liabilities		
i. Borrowings	16,130.44	9,516.82
ii. Other financial liabilities	-	
Employee Benefit Obligations	324.82	405.12
<b>Total non-current liabilities</b>	<b>16,455.26</b>	<b>9,921.94</b>
<b>Current liabilities</b>		
Financial liabilities		
i. Borrowings	-	644.49
ii. Trade payables	2,628.39	2,558.60
iii. Other financial liabilities	3,347.31	3,586.66
Employee Benefit Obligations	473.90	195.52
Other current liabilities	459.80	319.83
<b>Total current liabilities</b>	<b>6,909.40</b>	<b>7,305.10</b>
<b>Total liabilities</b>	<b>23,364.66</b>	<b>17,227.04</b>
<b>Net assets derecognised</b>	<b>76,619.26</b>	<b>76,857.49</b>
<b>Non-controlling interest derecognised</b>	<b>30,290.83</b>	<b>30,188.43</b>
<b>Goodwill on consolidation derecognised</b>	<b>756.58</b>	<b>756.58</b>
<b>Investment in Preference shares recognised</b>	<b>14,806.32</b>	<b>13,902.65</b>
<b>Investment in Joint Venture recognised</b>	<b>36,443.40</b>	<b>36,996.13</b>

**Notes annexed to and forming part of the Consolidated Financial Statements** for the year ended March 31, 2017

(All amounts in INR lakhs, unless otherwise stated)

(ii) Summarised statement of profit and loss of Gateway Rail Freight Limited for the year ended 31st March, 2016

	<b>2015-16</b>
Revenue from operations	73,041.17
Other income	1,169.65
<b>Total Income</b>	<b>74,210.82</b>
<b>Expenses</b>	
Operating expenses	52,179.68
Employee benefit expense	2,178.01
Finance costs	1,319.03
Depreciation and amortisation expense	4,984.36
Other expenses	4,311.06
<b>Total expenses</b>	<b>64,972.14</b>
<b>Profit before tax from continuing operations</b>	<b>9,238.68</b>
Income tax expense	
-Current tax	(1,849.54)
-Deferred tax	(1,320.74)
<b>Total tax expense</b>	<b>(3,170.28)</b>
<b>Profit for the Year</b>	<b>6,068.40</b>
<b>Other comprehensive income</b>	-
<b>Total comprehensive income for the year</b>	<b>6,068.40</b>

(iii) Summarised statement of cash flows Gateway Rail Freight Limited for the year ended 31 March 2016

<b>Particulars</b>	<b>31 March 2016</b>
Cash and cash equivalents 1 April 2015	785.45
Cash flow from operating activities	13,964.04
Cash flow from investing activities	(18,279.29)
Cash flow from financing activities	4,303.12
<b>Cash and cash equivalents 31 March 2016</b>	<b>773.32</b>

**Note 15: Non-Controlling Interest**

Consequent to reclassification of redeemable preference shares issued by subsidiary to non-controlling interest as a borrowing, non-controlling interest as on 31 March 2016 has decreased by Rs. 1,180.87 Lakhs as on 31 March 2016 (1 April 2015: Rs. 1,057.48 lakhs).

**Note 16: Retained Earnings**

Retained earnings as at 1 April 2015 has been adjusted consequent to the above Ind AS transition adjustments.

**30 Earnings Per Share**

The number of shares used in computing Basic and Diluted Earnings per Share is the weighted average number of shares outstanding during the year.

<b>Particulars</b>	<b>31 March 2017</b>	<b>1 April 2016</b>
Profit attributable to the equity holders of the company used in calculating basic/ diluted earnings per share	7,435.85	12,322.58
Weighted average number of equity shares used as the denominator in calculating basic/ diluted earnings per share	108,728,049	108,728,049
<b>Total basic/ diluted earnings per share attributable to the equity holders of the company</b>	<b>6.84</b>	<b>11.34</b>

## Notes annexed to and forming part of the Consolidated Financial Statements for the year ended March 31, 2017

(All amounts in INR lakhs, unless otherwise stated)

### 31 Offsetting Financial Assets And Financial Liabilities

#### (a) Collateral against borrowings

Trade receivables and non-current assets of the Group are pledged as security against debt facilities from the lender. For carrying amount of assets pledged as security refer note 32

### 32 Assets Pledge As Security

The carrying amounts of assets pledged as security for current and non - current borrowings are :

Particulars	Notes	31 March 2017	31 March 2016	1 April 2015
<b>Current Assets</b>				
<b>Financial Assets</b>				
First Charge				
i. Trade receivables	5(e)	4,552.75	4,237.59	3,501.46
<b>Total Current Assets pledged as Security</b>		<b>4,552.75</b>	<b>4,237.59</b>	<b>3,501.46</b>
<b>Non-Current Assets</b>				
First Charge				
Property, Plant and Equipment	3	25,018.19	21,622.56	21,967.62
Capital Work-in-Progress	3	3,745.20	1,883.62	8.86
Other intangible assets	4	76.58	80.19	1.67
Intangible assets under development		-	-	13.48
<b>Total Non-Current Assets pledged as Security</b>		<b>28,839.97</b>	<b>23,586.37</b>	<b>21,991.63</b>
<b>Total Assets pledged as Security</b>		<b>33,392.72</b>	<b>27,823.96</b>	<b>25,493.10</b>

### 33 Interest In Other Entities

#### (a) Subsidiaries

The group's subsidiaries at 31 March 2017 are set out below. Unless otherwise stated, they have share capital consisting solely of equity shares that are held directly by the group, and the proportion of ownership interests held equals the voting rights held by the group. The country of incorporation or registration is also their principal place of business.

Name of the entity	Place of business / Country of incorporation	Ownership interest held by the group			Ownership interest held by non-controlling interest			Principal activities
		31 March 2017	31 March 2016	1 April 2015	31 March 2017	31 March 2016	1 April 2015	
Gateway East India Private Limited	India	100%	100%	100%	-	-	-	Container Freight Station
Chandra CFS and Terminal Operators Private Limited	India	100%	100%	100%	-	-	-	Container Freight Station
Gateway Distriparks (Kerala) Limited	India	60%	60%	60%	40%	40%	40%	Container Freight Station

**Notes annexed to and forming part of the Consolidated Financial Statements** for the year ended March 31, 2017

(All amounts in INR lakhs, unless otherwise stated)

**(b) Non-controlling interests (NCI)**

Set out below is summarised financial information for each subsidiary that has non-controlling interests that are material to the group. The amounts disclosed for each subsidiary are before inter-company eliminations.

Summarised Balance Sheet	Gateway Distriparks (Kerala) Limited		
	31 March 2017	31 March 2016	1 April 2015
Current assets	334.92	274.28	279.52
Current liabilities	440.60	419.45	491.54
Net Current assets/(liability)	(105.68)	(145.17)	(212.02)
Non-Current assets	6,362.67	6,461.59	6,639.28
Non-Current liabilities	4,153.17	4,152.76	4,106.34
Net Non-Current assets	2,209.50	2,308.83	2,532.94
Net Assets	2,103.82	2,163.66	2,320.92
Accumulated NCI	841.53	865.47	928.37

Summarised statement of profit and loss	Gateway Distriparks (Kerala) Limited	
	31 March 2017	31 March 2016
Revenue	1,170.68	946.17
Profit/ (Loss) for the year	(59.83)	(1.07)
Total comprehensive income	(59.83)	(1.07)
Profit / (Loss) allocated to NCI	(23.93)	(0.43)

Summarised cash flows	Gateway Distriparks (Kerala) Limited	
	31 March 2017	31 March 2016
Cash flows from operating activities	486.58	301.93
Cash flows from investing activities	(59.57)	(17.06)
Cash flows from financing activities	(403.63)	(290.60)
Net increase / ( decrease) in cash and cash equivalents	23.38	(5.73)

**(c) Transactions with non-controlling interests**

There were no transactions with non-controlling interests in 2016 and 2017.

**(d) Interests in associates and joint ventures**

Set out below are the associates and joint ventures of the group as at 31 March 2017 which, in the opinion of the directors, are material to the group. The entities listed below have share capital consisting solely of equity shares, which are held directly by the group. The country of incorporation or registration is also their principal place of business, and the proportion of ownership interest is the same as the proportion of voting rights held.

Name of the entity	Place of business	% of Ownership interest	Relationship	Accounting Method	Quoted Fair Value			Carrying Amount		
					31 March 2017	31 March 2016	1 April 2015	31 March 2017	31 March 2016	1 April 2015
Snowman Logistics Limited (SLL)	India	40.25%	Associate	Equity Method	42,639.11	35,711.94	57,166.00	14,466.93	14,691.25	14,200.11
Gateway Rail Freight Limited (GRFL)	India	49.25%	Joint Venture	Equity Method	-	-	-	38,398.39	36,443.40	36,996.13
Total Equity Accounting Investments					42,639.11	35,711.94	57,166.00	52,865.33	51,134.65	51,196.24

(1) Snowman Logistics Limited is in the business of cold chain and related logistics including storage facilities at cold stores and transportation of temperature controlled and ambient products on behalf of customers.

**Notes annexed to and forming part of the Consolidated Financial Statements** for the year ended March 31, 2017

(All amounts in INR lakhs, unless otherwise stated)

- (2) Gateway Rail Freight Limited is in the business of rail logistics including transportation by rail, storage, handling of the containers and related transportation by road.

**Significant judgement: classification of joint venture**

The Group owns 98.31% equity shares of Gateway Rail Freight Limited ('GRFL'). The Shareholders and Share Subscription Agreement ('the agreement') between the Company ('GDL') and the other shareholder requires the unanimous consent of both the parties for directing the relevant activities of GRFL such as approval of annual budgets, declaration of dividend and incurring indebtedness exceeding Rs. 500 lakhs, appointment or removal of senior management, etc. Accordingly both the parties have joint control over GRFL, making it a joint arrangement. Further, both the parties have rights to the net assets, considering the legal form and the terms of the agreement the arrangement is a joint venture.

Accordingly, significant financial information for GRFL has been provided below from the date the joint arrangement is accounted as a joint venture.

**(i) Commitments and contingent liabilities in respect of associates and joint ventures**

	31 March 2017	31 March 2016	1 April 2015
Contingent liabilities - joint venture			
Bank Guarantees and Continuity Bonds executed in favour of The President of India through the Commissioners of Excise and Customs and Sales Tax	176,033.29	151,408.29	151,666.85
Claims made by the parties not acknowledged as debts:			
- Container Corporation of India	Not Ascertainable	Not Ascertainable	Not Ascertainable
- Northern Railway	73.35	73.35	73.35
- Disputed Income Tax Claims	80.90	-	-
Contingent liabilities - associates			
Bank Guarantees:			
Financial Guarantee	4.47	21.81	8.69
Performance Guarantee	19.52	21.57	51.92
Income Tax matters	10.51	3.48	3.10
Wealth Tax matters	1.22	1.22	1.22
Sales Tax matters	3.39	31.58	5.05

**(ii) Summarised financial information for associate and joint ventures**

The tables below provide summarised financial information for those joint ventures and associates that are material to the group. The information disclosed reflects the amounts presented in the financial statements of the relevant associates and joint ventures and not Gateway Distriparks Limited's share of those amounts

Summarised Balance Sheet	Snowman Logistics Limited			Gateway Rail Freight Limited		
	31 March 2017	31 March 2016	1 April 2015	31 March 2017	31 March 2016	1 April 2015
<b>Current assets</b>						
Cash and cash equivalents	*	*	*	610.29	773.31	785.43
Other assets	*	*	*	38,477.15	21,568.43	17,047.38
<b>Total current assets</b>	<b>6,082.29</b>	<b>8,696.11</b>	<b>13,875.87</b>	<b>39,087.44</b>	<b>22,341.74</b>	<b>17,832.81</b>
<b>Total non-current assets</b>	<b>53,733.79</b>	<b>53,517.78</b>	<b>41,053.58</b>	<b>82,669.52</b>	<b>83,780.27</b>	<b>76,054.55</b>
<b>Current liabilities</b>						
Financial liabilities (excluding trade payables)	*	*	*	5,261.34	2,853.98	3,377.66
Other liabilities	*	*	*	4,488.95	3,917.71	3,878.87
<b>Total current liabilities</b>	<b>4,898.95</b>	<b>6,805.17</b>	<b>4,505.50</b>	<b>9,750.29</b>	<b>6,771.69</b>	<b>7,256.53</b>
<b>Non-current liabilities</b>						
Financial liabilities (excluding trade payables)	*	*	*	38,153.83	31,052.70	23,442.35
Other liabilities	*	*	*	1,915.88	329.87	405.12
<b>Total Non-current liabilities</b>	<b>12,050.59</b>	<b>12,058.56</b>	<b>8,178.41</b>	<b>40,069.71</b>	<b>31,382.57</b>	<b>23,847.47</b>
<b>Net assets</b>	<b>42,866.54</b>	<b>43,350.16</b>	<b>42,245.54</b>	<b>71,936.96</b>	<b>67,967.75</b>	<b>62,783.36</b>

\* indicates disclosures that are not required for investments in associate.

**Notes annexed to and forming part of the Consolidated Financial Statements** for the year ended March 31, 2017  
(All amounts in INR lakhs, unless otherwise stated)

**Reconciliation to carrying amounts**

	Snowman Logistics Limited		Gateway Rail Freight Limited	
	31 March 2017	31 March 2016	31 March 2017	31 March 2016
Opening net assets	43,350.16	42,245.54	67,967.75	62,783.36
Profit / (Loss) for the year	(492.91)	2,053.93	3,991.87	5,163.21
Other comprehensive income	11.75	1.72	(22.67)	21.22
Dividends paid	(3.04)	(1,002.32)	-	-
Grant/exercise of employee stock option	0.58	51.30	-	-
Closing net assets	42,866.54	43,350.16	71,936.95	67,967.79
Groups' share in %	40.25%	40.25%	49.25%	49.25%
Proportion of the groups ownership interest	17,253.78	17,448.44	35,429.14	33,474.14
Less: Adjustment on account of intercompany elimination	(29.66)		(3,106.30)	(3,106.30)
Capital reserve	2,757.19	2,757.19	-	-
Goodwill	-	-	5,042.14	5,042.14
Carrying amount	14,466.93	14,691.25	37,364.98	35,409.98

**Summarised statement profit and loss**

	Snowman Logistics Limited		Gateway Rail Freight Limited	
	31 March 2017	31 March 2016	31 March 2017	31 March 2016
Revenue	18,923.83	22,486.26	76,337.10	74,316.33
Interest Income	*	*	69.08	55.74
Depreciation and amortisation	*	*	5,049.34	4,988.43
Interest expense	*	*	2,697.12	2,231.81
Income tax expenses	*	*	3,490.23	3,163.06
Profit / (Loss) for the year	(492.94)	2,053.93	3,991.87	5,163.21
Other comprehensive income	11.75	1.72	(22.67)	21.22
Total comprehensive income	(481.19)	2,055.65	3,969.20	5,184.43
Groups' share in %	40.25%	40.25%	49.25%	49.25%
Groups share of profit/(loss)	(193.50)	827.65	1,954.83	2,553.33
Dividends received	-	336.27	-	-

\* indicates disclosures that are not required for investments in associate.

**Notes annexed to and forming part of the Consolidated Financial Statements** for the year ended March 31, 2017

(All amounts in INR lakhs, unless otherwise stated)

**34 Additional Information Required By Schedule III**

Name of the entity in the group	Net assets (total assets minus total liabilities)		Share in profit or loss		Share in other comprehensive income		Share in total comprehensive income	
	As a % of consolidated net assets	Amount	As a % of consolidated profit or loss	Amount	As a % of consolidated other comprehensive income	Amount	As a % of consolidated total comprehensive income	Amount
<b>Parent</b>								
<b>Gateway Distriparks Limited</b>								
31-March-2017	74.73%	76,707.18	69.75%	5,170.28	167.39%	4.50	69.57%	5,174.78
31-March-2016	76.69%	78,801.92	95.30%	11,677.07	92.49%	5.05	94.76%	11,682.12
<b>Subsidiaries (groups' share)</b>								
<b>Indian</b>								
<b>Gateway East India Private Limited</b>								
31-March-2017	4.78%	4,901.47	26.40%	1,956.79	81.33%	2.19	26.34%	1,958.97
31-March-2016	4.46%	4,579.37	16.45%	2,015.75	-12.45%	(0.68)	16.35%	2,015.05
<b>Chandra CFS and Terminal Operators Private Limited</b>								
31-March-2017	1.94%	1,989.30	-1.02%	(75.45)	-148.72%	(4.00)	-1.07%	(79.45)
31-March-2016	1.86%	1,908.75	-2.52%	(309.09)	19.96%	1.09	-2.50%	(308.00)
<b>Gateway Distriparks (Kerala) Limited</b>								
31-March-2017	1.22%	1,256.11	-0.48%	(35.90)	0.00%	-	-0.48%	(35.90)
31-March-2016	1.43%	1,469.37	-0.01%	(0.64)	0.00%	-	-0.01%	(0.64)
<b>Non-controlling interests in all subsidiaries</b>								
31-March-2017	0.82%	841.53	-0.32%	(23.93)	0.00%	-	-0.32%	(23.93)
31-March-2016	0.84%	865.47	-0.57%	(69.79)	0.00%	-	-0.57%	(69.79)
<b>Associate (Investment as per equity method)</b>								
<b>Indian</b>								
<b>Snowman Logistics Limited</b>								
31-March-2017	14.10%	14,466.93	-3.03%	(224.32)	0.00%	-	-3.02%	(224.32)
31-March-2016	14.30%	14,691.25	6.75%	827.41	0.00%	-	6.71%	827.41
<b>Joint Venture</b>								
<b>Indian</b>								
<b>Gateway Rail Freight Limited</b>								
31-March-2017	37.42%	38,398.39	26.38%	1,955.00	0.00%	-	26.28%	1,955.00
31-March-2016	35.46%	36,443.40	-4.51%	(552.73)	0.00%	-	-4.48%	(552.73)
<b>Total</b>								
March 31, 2017	135.01%	138,560.92	117.68%	8,722.47	100.00%	2.69	117.68%	8,725.14
March 31, 2016	135.03%	138,759.53	110.90%	13,587.99	100.00%	5.46	110.89%	13,593.43
<b>Adjustments on consolidation</b>								
March 31, 2017	-35.01%	(35,932.86)	-17.68%	(1,310.55)	-	-	-17.68%	(1,310.53)
March 31, 2016	-35.03%	(35,999.69)	-10.90%	(1,335.19)	-	-	-10.89%	(1,335.18)
<b>Net Total</b>								



**Notes annexed to and forming part of the Consolidated Financial Statements** for the year ended March 31, 2017  
(All amounts in INR lakhs, unless otherwise stated)

Name of the entity in the group	Net assets (total assets minus total liabilities)		Share in profit or loss		Share in other comprehensive income		Share in total comprehensive income	
	As a % of consolidated net assets	Amount	As a % of consolidated profit or loss	Amount	As a % of consolidated other comprehensive income	Amount	As a % of consolidated total comprehensive income	Amount
March 31, 2017	100.00%	102,628.06	100.00%	7,411.92	100.00%	2.69	100.00%	7,414.61
March 31, 2016	100.00%	102,759.84	100.00%	12,252.79	100.00%	5.46	100.00%	12,258.25

### 35

Exceptional Item comprises of Group's share of Profit Rs. 3,200.32 lacs out of total profit of Rs. 6,306.61 Lacs on sale of Company's freehold land and building at Garhi Harsaru, Gurgaon to its related party Gateway Rail Freight Limited on the sale consideration of Rs. 7,490 Lacs (Book value: Rs. 1,183.39 Lacs). The Company has provided Rs. 1,401.63 Lacs towards long term capital gains tax on the entire exceptional income in the quarter ended 30 June, 2015.

### 36

Blackstone GPV Capital Partners (Mauritius) VH Limited ("Blackstone") had invested in Compulsory Convertible Preference Shares ("CCPS") of Gateway Rail Freight Limited ("GRFL"), a Joint venture of the Company. Blackstone have sent a letter dated 31 March 2017, asking the Company to immediately give effect to the conversion of the CCPS held by them into fully paid up equity shares in GRFL. The conversion process will happen in due course of time, as per provisions of the agreement.

### 37

Previous year figures have been regrouped and reclassified to conform with current year's classification.

Signatures to Note 1 to 37

In terms of our report of even date.

For **Price Waterhouse**  
Firm Registration No.: FRN 301112E  
Chartered Accountants

**Partha Ghosh**  
Partner  
Membership No.: 55913

Place: New Delhi  
Date: 18 May, 2017

For and on behalf of the Board of Directors

**Prem Kishan Dass Gupta**  
*Chairman and Managing Director*  
DIN: 00011670

**R. Kumar**  
*Deputy Chief Executive Officer and  
Chief Finance Officer cum Company Secretary*

Place: New Delhi  
Date: 18 May, 2017

**Shabbir Hassanbhai**  
*Director*  
DIN: 00268133

---

# NOTES

---





**REGISTERED OFFICE**

Sector 6, Dronagiri, Taluka Uran, District Raigad,  
Navi Mumbai - 400 707  
CIN: L74899MH1994PLC164024  
Website: [www.gateway-distriparks.com](http://www.gateway-distriparks.com)



Sector 6, Dronagiri, Taluka Uran, District Raigad, Navi Mumbai - 400 707

CIN: L74899MH1994PLC164024

Tel. No.: +91 22 2724 6500 | Fax No.: +91 22 2724 6538

Website: www.gateway-distriparks.com

## NOTICE

NOTICE is hereby given that the 23rd Annual General Meeting of the Members of Gateway Distriparks Limited (Company) will be held on Wednesday, 2 August 2017 at Silver Jubilee Hall, 2nd Floor, Navi Mumbai Sports Association, Near MGM Hospital, Sector 1A, Vashi, Navi Mumbai - 400703 at 2.30 p.m. to transact the following business:

### ORDINARY BUSINESS

1. To receive, consider and adopt the Audited Financial Statements (including Audited Consolidated Financial Statements) of the Company for the financial year ended 31st March 2017 together with, the Reports of the Directors and Auditors thereon.
2. To confirm the interim dividends declared by the Board of Directors for the financial year ended March 31, 2017.
3. To appoint Auditors and in this connection, to consider and if thought fit, to pass with or without modification(s), the following resolution as an Ordinary Resolution:

RESOLVED THAT pursuant to the provisions of section 139 and all the other applicable provisions, if any, of the Companies Act, 2013 and the Companies (Audit and Auditors) Rules, 2014 (including any statutory modifications or re-enactment thereof, for the time being in force) M/s. S.R. Batliboi & Co. LLP (FRN 301003E/E300005), Chartered Accountants, being eligible for appointment, be and are hereby appointed as Statutory Auditors to hold office from the conclusion of this Annual General Meeting until the conclusion of the 28th Annual General Meeting to be held in the calendar year 2022, subject to ratification by the members of their appointment at the Annual General Meeting to be held in each calendar year till 2022), on a remuneration of such sum as may be fixed by the Board of Directors / any Committee of the Board of Directors plus service tax and reimbursement of out of pocket expenses as may be incurred in the performance of their duties.

4. To re-appoint Mrs. Mamta Gupta (DIN: 00160916), who retires by rotation in the Annual General Meeting, and being eligible, offers herself for re-appointment as Director.

### SPECIAL BUSINESS:

5. To consider and, if thought fit, to pass with or without modification, the following resolution as an ordinary resolution:

**RESOLVED THAT** pursuant to the provisions of Sections 196, 197, 198, and 203 read with Schedule V and other applicable provisions, if any, of the Companies Act, 2013 and the rules framed thereunder (including any statutory modification(s) or re-enactment(s) thereof, for the time being in force), the relevant provisions of the Articles of Association of the Company, Mr. Ishaan Gupta (DIN: 05298583), be and is hereby appointed as Joint Managing Director of the Company for a period of five years commencing from February 8, 2017 on the terms and conditions including remuneration and sitting fees for attending Board / Committee meetings as set out hereunder with full liberty to the Board of Directors of the Company to modify or revise from time to time the said terms and conditions of appointment and remuneration as may be recommended by the Nomination, Remuneration and ESOP Committee of the Board within the limits specified under Section 197 read with Schedule V to the aforesaid Act:

- A. Salary: NIL
- B. Commission: Such amount not exceeding five percent of the net profits of the Company (calculated in accordance with the provisions of Section 196, 197 and 198 of the Companies Act, 2013) for each financial year, as determined by the Board of Directors.
- C. Perquisites: NIL
- D. Sitting fees as decided by the Board.



**RESOLVED FURTHER THAT** the Board be and is hereby authorised to do all such acts, deeds, matters and things and take all such steps as may be necessary, proper and expedient to give effect to the intent of the above resolution.

6. To consider and, if thought fit, to pass with or without modification, the following resolution as an ordinary resolution:

**RESOLVED THAT** pursuant to the provisions of Sections 196, 197, 198, and 203 read with Schedule V and other applicable provisions, if any, of the Companies Act, 2013 and the rules framed thereunder (including any statutory modification(s) or re-enactment(s) thereof, for the time being in force), the relevant provisions of the Articles of Association of the Company, Mr. Prem Kishan Dass Gupta (DIN: 00011670), Chairman & Managing Director of the Company be and is hereby re-appointed as the Managing Director of the Company for a further period of five years commencing from July 20, 2017 on the terms and conditions including remuneration and sitting fees for attending Board / Committee meetings as set out hereunder with full liberty to the Board of Directors of the Company to modify or revise from time to time the said terms and conditions of appointment and remuneration as may be recommended by the Nomination, Remuneration and ESOP Committee of the Board within the limits specified under Section 197 read with Schedule V to the aforesaid Act:

- A. Salary: NIL
- B. Commission: Such amount not exceeding five percent of the net profits of the Company (calculated in accordance with the provisions of Section 196, 197 and 198 of the Companies Act, 2013) for each financial year, as determined by the Board of Directors.
- C. Perquisites: NIL
- D. Sitting fees as decided by the Board.

**RESOLVED FURTHER THAT** the Board be and is hereby authorised to do all such acts, deeds, matters and things and take all such steps as may be necessary, proper and expedient to give effect to the intent of the above resolution.

7. To consider and, if thought fit, to pass with or without modification, the following resolution as an ordinary resolution:

**RESOLVED THAT** pursuant to the provisions of Section 196, 197, 198 and other applicable provisions, of the Companies Act, 2013 and other applicable Rules and Regulations, the Articles of Association of the Company, approval be and is hereby given to the payment of Commission to Non-Executive Directors not exceeding 1% of the Net Profits of the Company calculated in accordance with the provisions of Sections 197, 198 and other applicable provisions of the Companies Act, 2013, in such amounts or proportions and in such manner and in all respects as may be recommended by the Nomination, Remuneration and ESOP Committee of the Board and decided by the Board of Directors, for each financial year and such payments shall be made in respect of the profits of the Company.

By order of the Board

**R. Kumar**  
Dy. CEO & CFO-cum-Company Secretary

Registered Office:

Sector 6, Dronagiri, Taluka Uran, District Raigad, Navi Mumbai - 400 707

Ph: +91 22 2724 6500 to 12 Fax: +91 22 27246538

Email: investor@gateway-distriparks.com Website: www.gateway-distriparks.com

CIN: L74899MH1994PLC164024

Place: New Delhi

Dated: 18 May 2017

## NOTES

1. A MEMBER ENTITLED TO ATTEND AND VOTE IS ENTITLED TO APPOINT A PROXY TO ATTEND AND VOTE INSTEAD OF HIMSELF/HERSELF AND PROXY NEED NOT BE A MEMBER OF THE COMPANY.



2. Proxies in order to be effective, should be completed, stamped and signed and must be deposited at the Registered Office of the Company not less than 48 hours before the commencement of the meeting.  
A person can act as a proxy on behalf of members not exceeding fifty and holding in the aggregate not more than ten percent of the total share capital of the Company carrying voting rights. A member holding more than ten percent of the total share capital of the Company carrying voting rights may appoint a single person as proxy and such person shall not act as a proxy for any other person or shareholder. A proxy form is annexed to this Report. Proxies submitted on behalf of limited companies, societies etc. must be supported by an appropriate resolution/authority as applicable.
3. The Register of Members and Share Transfer Register of the Company will remain closed from Monday, 24 July 2017 to Wednesday, 2 August 2017, both days inclusive.
4. Members who are holding shares in physical form are requested to notify the changes, if any, in their respective addresses or bank details to the Registrar and Share Transfer Agent of the Company and always quote their folio numbers in all correspondence with the Company. In respect of holding in electronic form, members are requested to notify any change in addresses or bank details to their respective Depository Participants.
5. Pursuant to Section 125 of the Companies Act, 2013, the amount of dividend remaining unpaid or unclaimed for a period of seven years from the date of transfer to the Company's Unpaid Dividend Account, will be transferred, to the Investor Education and Protection Fund (IEPF) set up by the Government of India. Pursuant to Section 124 and 125 of the Act, read with the Investor Education and Protection Fund Authority (Accounting, Audit, Transfer and Refund) Rules, 2016 ('IEPF Rules'), as amended, all the shares in respect of which dividend has remained unpaid/unclaimed for seven consecutive years or more are required to be transferred to an IEPF Demat Account notified by the Authority. The Company has sent individual notices to all the shareholders whose dividends are lying unpaid/unclaimed against their name for seven consecutive years or more and also advertised on the Newspapers seeking action from the shareholders. Shareholders are requested to claim the same as per procedure laid down in the Rules. In case the dividends are not claimed by the due date(s), necessary steps will be initiated by the Company to transfer shares held by the members to IEPF without further notice. Please note that no claim shall lie against the Company in respect of the dividend/shares so transferred to IEPF. Details of the unclaimed dividend and particulars with respect to corresponding shares due for transfer to the IEPF are available on the Company's website [www.gateway-distriparks.com](http://www.gateway-distriparks.com) under the section 'Investor Relations
6. Members desirous of obtaining any information as regards Accounts are requested to write to the company at least one week before the meeting so that the information required will be made available at the meeting.
7. Members are requested to notify promptly any change in address to the Registrars at the following address:  
M/s. Link Intime India Pvt. Ltd.  
Unit : Gateway Distriparks Limited.  
C 101, 247 Park, L.B.S. Marg, Vikhroli (West), Mumbai 400083
8. The Notice of the AGM, Annual Report 2016-17 and attendance slip, is being sent by electronic mode to those Members whose e-mail addresses are registered with the depository participant (s), except those members who have requested for a physical copy. Physical copy of the notice of AGM, Annual Report 2016-17 and attendance slip are being sent to those members who have not registered their e-mail addresses with the depository participant (s). Members who have received the notice of AGM, Annual Report and attendance slip in electronic mode are requested to print the Attendance slip and submit a duly filled Attendance Slip at the registration counter to attend the AGM.
9. In compliance with the provisions of section 108 of the Companies Act, 2013 and the Rules framed thereunder, the Members are provided with the facility to cast their vote electronically, through the e-voting services provided by CDSL, on all resolutions set forth in this Notice.

The instructions for shareholders voting electronically are as under:

- (i) The voting period begins on Sunday, 30 July 2017 (9.00 a.m. IST) and ends on Tuesday, 1 August 2017 (5.00 p.m. IST). During this period shareholders' of the Company, holding shares either in physical form or in dematerialized form, as



on the cut-off date (record date) of Wednesday, 26 July 2017 may cast their vote electronically. The e-voting module shall be disabled by CDSL for voting thereafter.

- (ii) Any person, who acquires shares of the Company and becomes a shareholder of the Company after dispatch of the notice of AGM and holds shares as on the cut-off date ie. Wednesday, 26 July 2017, may obtain the sequence number by sending a request at [rnt.helpdesk@linkintime.co.in](mailto:rnt.helpdesk@linkintime.co.in).
- (iii) The shareholders should log on to the e-voting website: [www.evotingindia.com](http://www.evotingindia.com)
- (iv) Click on Shareholders / Members
- (v) Now Enter your User ID
  - a. For CDSL: 16 digits beneficiary ID,
  - b. For NSDL: 8 Character DP ID followed by 8 Digits Client ID,
  - c. Members holding shares in Physical Form should enter Folio Number registered with the Company.
- (vi) Next enter the Image Verification as displayed and Click on Login.
- (vii) If you are holding shares in demat form and had logged on to [www.evotingindia.com](http://www.evotingindia.com) and voted on an earlier voting of any company, then your existing password is to be used.
- (viii) If you are a first time user follow the steps given below:

	For Members holding shares in Demat Form and Physical Form
PAN	Enter your 10 digit alpha-numeric PAN issued by Income Tax Department (Applicable for both demat shareholders as well as physical shareholders)  Members, who have not updated their PAN with the Company/Depository Participant, are requested to use the sequence number which is printed on Attendance Slip, in the PAN field.
Dividend Bank Details OR Date of Birth (DOB)	Enter the Dividend Bank Details or Date of Birth (in dd/mm/yyyy format) as recorded in your demat account or in the company records in order to login.  If both the details are not recorded with the depository or company please enter the member id / folio number in the Dividend Bank details field as mentioned in instruction (v).

- (ix) After entering these details appropriately, click on "SUBMIT" tab.
- (x) Members holding shares in physical form will then directly reach the Company selection screen. However, members holding shares in demat form will now reach 'Password Creation' menu wherein they are required to mandatorily enter their login password in the new password field. Kindly note that this password is to be also used by the demat holders for voting for resolutions of any other company on which they are eligible to vote, provided that company opts for e-voting through CDSL platform. It is strongly recommended not to share your password with any other person and take utmost care to keep your password confidential.
- (xi) For Members holding shares in physical form, the details can be used only for e-voting on the resolutions contained in this Notice.
- (xii) Click on the EVSN "Gateway Distriparks Limited" on which you choose to vote.
- (xiii) On the voting page, you will see "RESOLUTION DESCRIPTION" and against the same the option "YES/NO" for voting. Select the option YES or NO as desired. The option YES implies that you assent to the Resolution and option NO implies that you dissent to the Resolution.
- (xiv) Click on the "RESOLUTIONS FILE LINK" if you wish to view the entire Resolution details.
- (xv) After selecting the resolution you have decided to vote on, click on "SUBMIT". A confirmation box will be displayed. If you wish to confirm your vote, click on "OK", else to change your vote, click on "CANCEL" and accordingly modify your vote.





- (xvi) Once you "CONFIRM" your vote on the resolution, you will not be allowed to modify your vote or cast the vote again.
- (xvii) You can also take out print of the voting done by you by clicking on "Click here to print" option on the Voting page.
- (xviii) If a demat account holder has forgotten the changed login password then Enter the User ID and the image verification code and click on Forgot Password & enter the details as prompted by the system.
- (xix) Shareholders can also cast their vote using CDSL's mobile app m-Voting available for android based mobiles. The m-Voting app can be downloaded from Google Play Store. Apple and Windows phone users can download the app from the App Store and the Windows Phone Store respectively. Please follow the instructions as prompted by the mobile app while voting on your mobile.
- (xx) Note for Non - Individual Shareholders and Custodians
- Non-Individual shareholders (i.e. other than Individuals, HUF, NRI etc.) and Custodian are required to log on to [www.evotingindia.com](http://www.evotingindia.com) and register themselves as Corporates.
  - A scanned copy of the Registration Form bearing the stamp and sign of the entity should be emailed to [helpdesk.evoting@cdslindia.com](mailto:helpdesk.evoting@cdslindia.com)
  - After receiving the login details a compliance user should be created using the admin login and password. The Compliance user would be able to link the account(s) for which they wish to vote on.
  - The list of accounts should be mailed to [helpdesk.evoting@cdslindia.com](mailto:helpdesk.evoting@cdslindia.com) and on approval of the accounts they would be able to cast their vote.
  - A scanned copy of the Board Resolution and Power of Attorney (POA) which they have issued in favour of the Custodian, if any, should be uploaded in PDF format in the system for the scrutinizer to verify the same.
- (xxi) In case you have any queries or issues regarding e-voting, you may refer the Frequently Asked Questions ("FAQs") and e-voting manual available at [www.evotingindia.com](http://www.evotingindia.com) under help section or write an email to [helpdesk.evoting@cdslindia.com](mailto:helpdesk.evoting@cdslindia.com)
- (xxii) All grievances connected with the facility for voting by electronic means may be addressed to Mr. Mehboob Lakhani, Assistant Manager, Central Depository Services (India) Limited, 16th Floor, Phiroze Jeejeebhoy Towers, Dalal Street, Fort, Mumbai - 400001, or send an email to [helpdesk.evoting@cdslindia.com](mailto:helpdesk.evoting@cdslindia.com) or call 18002005533.
- (xxiii) Members who have cast their vote by remote e-voting prior to the meeting may also attend the meeting but shall not be entitled to cast their vote again at the meeting.
10. The Company has appointed M/s. S N ANANTHASUBRAMANIAN & CO., Practising Company Secretaries, to act as the Scrutinizer for conducting the electronic voting process in a fair and transparent manner.
- The Scrutinizer shall immediately upon conclusion of the e-voting at the general meeting, first count the votes cast at the meeting and thereafter unblock the votes cast through remote e-voting in presence of at least two witnesses not in the employment of the Company. Thereafter, the Scrutinizer shall, within 48 hours days of the conclusion of the meeting, prepare a consolidated Scrutinizer Report of the total votes cast in favour or against the items on the agenda contained in this Notice, if any, and submit it forthwith to the Chairman of the Company or a person authorized by him in writing, who shall countersign the same. The Chairman or the person authorized by him in writing, as the case may be, shall declare the result of the voting forthwith.
- The results declared along with the Scrutinizer's Report shall be placed on the Company's website [www.gateway-distriparks.com](http://www.gateway-distriparks.com) and on the website of CDSL and communicated to the BSE Limited and National Stock Exchange of India Limited, where the shares of the Company are listed immediately after the result of the meeting is declared.
11. Redressal of complaints of Investor: The Company has designated an e-mail id: [investor@gateway-distriparks.com](mailto:investor@gateway-distriparks.com) to enable Investors to register their complaints, if any.



## ANNEXURE TO NOTICE

## Explanatory Statement pursuant to Section 102 of the Companies Act, 2013

**Item No. 5**

Aged, 28 years, Mr. Ishaan Gupta, was appointed as Joint Managing Director of the Company on recommendation of the Nomination, Remuneration & ESOP Committee on 7 February 2017 and the approval of the Board of Directors on 8 February 2017. His term of appointment is for 5 years with effect from 8 February 2017. He is related to Mr. Prem Kishan Dass Gupta, Chairman and Managing Director and Mrs. Mamta Gupta, Director.

Mr. Ishaan Gupta holds a degree in Bachelor of Science in Business Administration (BSBA) from Boston University. He has made valuable contribution towards the operations and strategy of the Company and is deeply involved in all the three verticals of the Group. Enthusiastic and pro-active, he remains focused towards bringing seamless synergy within the group. He is also a Director in Perfect Communications Private Limited (Promoter Company) and Gateway Rail Freight Ltd.

The consent of the members is sought for the appointment of Mr. Ishaan Gupta as the Joint Managing Director.

**PROFILE:**

1	Name	Mr. Ishaan Gupta
2	Age	28
3	Qualification	Bachelor of Science in Business Administration
4	Expertise	Experience in newsprint trading
5	Tenure	Tenure of appointment is 5 years from 8 February 2017.
6	Other Directorship / Partnership:	
	Gateway Rail Freight Limited	Director & Nominee Shareholder
	Gateway East India Pvt. Ltd	Director
	RockSolid Enterprises Pvt. Ltd	Director & Shareholder
	Perfect Communications Private Limited	Director
	Newsprint Trading & Sales Corporation	Partner
7	No. of shares held in the Company	100,000

The terms of remuneration of Mr. Ishaan Gupta are set out below, subject to any variation or alteration by the Nomination, Remuneration & ESOP Committee and the Board of Directors from time to time:-

- Salary: Nil
- Commission: such amount not exceeding five percent of the net profits of the Company (calculated in accordance with the provisions of Sections 196, 197 and 198 of the Act) for each financial year, as determined by the Board of Directors.
- Perquisites: Nil
- Sitting fees as decided by the Board

The above statement may be treated as an abstract of the terms of contract with the Joint Managing Director and the memorandum of interest as required under Section 196 of the Companies Act, 2013.

None of the Directors except Mr. Prem Kishan Dass Gupta, Mr. Ishaan Gupta and Mrs. Mamta Gupta are interested or concerned in the proposed resolution. The Directors recommend the proposed resolution for approval.

**Item No. 6**

Aged 59 years, Mr. Prem Kishan Dass Gupta, Chairman & Managing Director, has been rendering valuable services to the Company since inception. Mr. Gupta is the Chairman & Managing Director of Gateway Rail Freight Ltd and Chairman of Snowman Logistics Ltd.

Mr. Gupta also runs his newsprint business - Newsprint Trading & Sales Corporation since 1978 and represents internationally reputed newsprint manufacturers from USA, Canada and Europe with strong tie ups in South-East Asia in India. He controls his investments through the NBFC Prism International Ltd.

Mr. Prem Kishan Dass Gupta is related to Mr. Ishaan Gupta, Joint Managing Director and Mrs. Mamta Gupta, Director.

Mr. Gupta's term as the Managing Director of the Company will expire on 19 July, 2017. Based on the recommendations of the



Nomination, Remuneration & ESOP Committee, at their meeting held on 5 April 2017, the Board of Directors, at their meeting held on 18 May 2017, have unanimously approved the re-appointment of Mr. Prem Kishan Dass Gupta as the Managing Director for a further term of five years. The consent of the members is sought for the re-appointment of Mr. Prem Kishan Dass Gupta as the Managing Director.

#### PROFILE:

1	Name	Mr. Prem Kishan Dass Gupta
2	Age	59
3	Qualification	B.Sc
4	Expertise	Experience in the business of newsprint trading
5	Tenure	Director of the company since inception. Tenure of appointment is 5 years from July 20, 2017.
6	Other Directorship / Partnership:	
i)	Gateway Rail Freight Limited	Chairman & Managing Director
ii)	Snowman Logistics Limited	Director & Shareholder (Member - Audit Committee & Stakeholders Relationship Committee)
iii)	Gateway Distriparks (Kerala) Limited	Director
iv)	Gateway East India Private Limited	Director & Nominee Shareholder
v)	Chandra CFS & Terminal Operators Private Limited	Director & Nominee Shareholder
vi)	Prism International Private Limited	Director & Shareholder
vii)	Perfect Communications Private Limited	Director & Nominee Shareholder
viii)	Star Cineplex Private Limited	Director & Shareholder
ix)	Prestige Infracon Private Limited	Director & Shareholder
x)	Newsprint Trading & Sales Corporation	Partner
xi)	Edutech Informatics India Limited	Shareholder
7	No. of shares held in the Company	400,000

The terms of remuneration of Mr. Prem Kishan Dass Gupta are set out below, subject to any variation or alteration by the Remuneration Committee and the Board of Directors from time to time:-

- e) Salary : Nil
- f) Commission: such amount not exceeding five percent of the net profits of the Company (calculated in accordance with the provisions of Sections 196, 197 and 198 of the Act) for each financial year, as determined by the Board of Directors.
- g) Perquisites : Nil
- h) Sitting fees as decided by the Board

The above statement may be treated as an abstract of the terms of contract with the Managing Director and the memorandum of interest as required under Section 196 of the Companies Act, 2013. The Board of Directors of the Company has also unanimously approved the appointment of Mr. Prem Kishan Dass Gupta as the Managing Director of Gateway Rail Freight Limited, a joint venture of the Company with effect from 20 July 2017.

None of the Directors except Mr. Prem Kishan Dass Gupta, Mrs. Mamta Gupta and Mr. Ishaan Gupta are interested or concerned in the proposed resolution. The Directors recommend the proposed resolution for approval.

#### Item No. 7

At the Extra-ordinary General Meeting of the Company held on 8 March 2013, the members had approved vide Special Resolution, the payment of commission of sum not exceeding 1% per annum of the net profits of the Company to Non-Executive Directors of the Company for a period not exceeding five years commencing from 1st April 2012 to 31st March 2017.

Pursuant to Sections 149, 197 and any other relevant provisions of the Companies Act, 2013, it is proposed to pay remuneration by way of commission, not exceeding 1% per annum of the net profits of the company, in addition to sitting fees for attending the meetings of the Board of Directors or Committees thereof, reimbursement of expenses for participation in the Board and other meetings, as the Board of Directors may from time to time, determine, to any one or more or all of the existing Non-Executive Directors or Non-Executive Directors to be appointed in future.



Approval of the members is sought under the applicable provisions of the Companies Act, 2013 for payment of remuneration to the non-executive Directors.

All Directors may be deemed to be concerned or interested in the resolution set out to the extent of remuneration or fees that may be received by them.

**Additional Information about Directors recommended for appointment or seeking reappointment at the Annual General Meeting.**

**1) Mrs. Mamta Gupta**

Mrs. Mamta Gupta, aged 49 years, holds a degree in Bachelor of Commerce. Mrs. Gupta became a member of the Board from 29 October 2015. She is the Chairman of the CSR Committee of the Board and is involved in the CSR initiatives taken by the company. She is a partner in the family business firm - Newsprint Trading and Sales Corporation and is actively involved in its business development.

Mrs. Gupta is related to Mr. Prem Kishan Dass Gupta, Chairman and Managing Director and Mr. Ishaan Gupta, Joint Managing Director.

**Companies in which Mrs. Mamta Gupta holds directorship and committee membership**

Sr. No.	NAME OF THE COMPANY	NATURE OF INTEREST
1	Gateway Distriparks Limited	Director & Shareholder (Chairman-CSR Committee)
2	Gateway Rail Freight Limited	Director (Member -CSR Committee)
3	Snowman Logistics Limited	Director (Member - CSR Committee)
4	Prism International Private Limited	Director & Shareholder (Member - Audit Committee)
5	Perfect Communications Private Limited	Director & Shareholder
6	Star Cineplex Private Limited	Director & Shareholder
7	Prestige Infracon Private Limited	Director & Shareholder
8	Newsprint Trading & Sales Corporation	Partner

\*Directorships in Foreign Companies, Trusts, Societies and Companies under Section 8 of the Companies Act, 2013 are not included in the above table.

**Shareholding in the company**

Mrs. Mamta Gupta holds 100,000 equity shares in the Company.

